



Advanced View Arduino Projects List

List of Projects using arduino with advance view:


1.




Geoweaver: A Walking 3D Printer Hexapod using arduino Geoweaver is a student designed (team members Jia Wu, Mary Sek, and Jeff Maeshiro) robot created in the Creative Architecture Machines advanced options studio at the California College of the Arts (CCA) in San Francisco, California, taught by Jason Kelly Johnson of Future Cities Lab..... Listed under: CNC Machines Projects
2.




Programmable auto filter interface for C64 using Arduino Overview A software / hardware combo that allows for control of the analog filter inside a Commodore 64 that is running Cynthcart from a host computer (eg, Macbok, PC). Software • 16-step filter sequencer • Set the speed of the filter sequence (with intervals between..... Listed under: Arduino Programmer Projects, Interfacing(USB – RS232 – I2c -ISP) Projects, Projects
3.




Control Access of Arduino YUN with MySQL, PHP5 and Python Hello Friends! Well, as you know, in September the new premiere shield of Arduino, Arduino YUN. This little friend has a Linux embedded system with which we can run anything you can think of (at least so far). While there is very little information on..... Listed under: Robotics – Automation Projects
4.




All in one Remote using Arduino Introduction August, 2007 One of my other hobbies is photography, and, about a year ago, I purchased a new digicam - a Panasonic FZ30. I joined the Panasonic forum on the dpreview site. One of the posters, a programmer and electronic hobbyist, designed a nifty wireless..... Listed under: Projects, Radio Projects
5.




Simple Arduino Wing Shield I buy a lot of these stackable Arduino header sets because they are handy for a lot of things. I make some breakout boards with them, I use them to add some clearance between a taller shield and the next shield that I am stacking..... Listed under: Development Board – Kits Projects
6.




Polar Plotter on Arduino and MakerBeams The project A polar plotter is a plotter with a rotating, extendable arm. Its characteristics differ greatly from those of a traditional plotter, which in most areas have a superior design. You could say the polar plotter is more portable or something, but mainly I..... Listed under: CNC Machines Projects, Projects
7.




Build the Remote Control Bobble-head Bobbler! using arduino Bobble-heads!!! Every sports fan loves em, but they're kind of boring, just sitting frozen on your shelf 😞 I thought it might be fun to create an Automatic Bobble-head Bobbler something that can wake that old bobble-head up and get him nodding away. I finally found..... Listed under: Robotics – Automation Projects
8.




Clock with Meggy Jr RGB using Arduino There is a saying: "If all you have is a hammer, everything looks like a nail". Well, when I see a display, I think of clocks 😊 I will show you here how to easily make a simple digital clock by hacking Meggy Jr RGB..... Listed under: Clock – Timer Projects, Projects
9.




Let's cook: 3D scanner based on Arduino and Processing Ever wonder of copypaste method, usable in real life, not only in virtual reality? Me too. It is 21th century, and those are nearer than most of all can imagine! This is possible thank to 3d scanners and printers. So let's try to scan something!..... Listed under: How To – DIY – Projects
10.




Motion Sensing Eye using arduino I have always wanted to make something with my LED dot matrix display, and so when I found a old alarm motion sensor I knew just what to make, a Motion Sensing Eye! This instructable will hopefully finish with you having a working dmd, that..... Listed under: LED Projects, Sensor – Transducer – Detector Projects
11.




LED Clock A 24-hour clock with hour, minute, and second indicators. Here's the catch, despite being a digital media (LED's) it is still displaying using an analog method (circles!). I finished making this clock months ago but did not bring it with me to school so I..... Listed under: Clock – Timer Projects, LED Projects
12.



Arduino Webserver Control Lights, Relays, Servos, etc... In this project using only an Arduino with an Ethernet shield. I'll be controlling one LED and a servo, but you can apply this method to control a DC motors, buzzers, relays, stepper motors, etc.. Overview: When you upload the the code provided in this..... Listed under: Internet – Ethernet – LAN Projects
13.




Vehicle Telemetry Platform using Arduino Ever wondered what goes on under the hood of your car? Wish you could peek inside the engine management system and read values from it? Annoyed that your dashboard displays a cryptic "Check Engine" light (yep, the engine is still there) but gives absolutely no..... Listed under: Car Projects
14.




Weather Station Receiver using Arduino The incredible popularity of home weather stations shows that it's not just farmers who are interested in the weather. Many people want to be able to track and record weather events within their local environment rather than relying on a state or national weather service.....⬆

Listed under: Sensor – Transducer – Detector Projects


15.




Arduino Beer Pong Arcade We are going to be making a flashy beer pong table. The table lights up as cups are eliminated and old style arcade sounds are played. This games elevates the subtle art of BEER PONG to a new level. A sporting level. A competitive,..... Listed under: Game – Entertainment Projects
16.




Lunch Decider Wheel using arduino The lunch decider wheel is basically a carnival-style wheel that spins every day at 11:45am and selects what is for lunch. It came about on account of my perpetual indecision on this very important culinary matter. In fact, this device does more than just decide..... Listed under: Game – Entertainment Projects
17.




Arduino: Making a set of traffic lights THIS PROJECT IS STILL A WORK IN PROGRESS FEEDBACK APPRECIATED!!!This tutorial will step you through the process of creating a set of controlable and configurable traffic lights whilst also teaching you the basics of Arduino. Some knowledge is needed and I highly recommend reading and..... Listed under: Car Projects, Projects
18.




Brickduino (2. Parallel connector) This instructable is part of the "Brickduino" series. [Brickduino 1. LED] - I expect that you did the Brickduino LED before you start with this instructable - Mainly this instructable is the same as the Brickduino LED! So if you want to skip all the..... Listed under: Arduino LED Project Ideas
19.




3D Printed Webcam Controller The camera controller box is an easy way to rotate a webcam from a PC or remotely through the internet. Step 1: Materials and 3D files In this project I used a Teensy 2.0 micro-controller since it was available, but you can use any other MCU like an ATtiny85..... Listed under: Internet – Ethernet – LAN Projects, Video – Camera – Imaging Projects
20.




Wooshing leds – Rotated animation by arduino This project allows you draw in the air letters, symbols or other shapes - as you like. Controlled by the Arduino, the 7 simple leds blinking on and off - creating the illusion of floating text in the air. This combination of simple components with..... Listed under: LED Projects
21.




UnDecima Audio Output from Arduino I already have one project where arduino outputs audio signal to USB speakers via software 10-bits PWM. In first, I was not satisfied with quality of sound generated via PWM. There are just not enough speed in arduino engine to run PWM well. For example for..... Listed under: Projects, Sound – Audio Projects
22.




Security / Automation Sensors using Arduino Security system sensors such as motion detectors, reed switches, pressure mats, glass-break detectors, infra-red beams, and conductive film can be very handy for all sorts of things including home automation systems, interactive art installations - and sometimes even security systems! Almost all security system sensors..... Listed under: Security – Safety Projects, Sensor – Transducer – Detector Projects
23.




Interval Long Exposure Camera There's a real beauty in long exposure photography. Hours and days and weeks and months and even years can be condensed onto a single frame, and that frame will catalog the constants in our fast paced and forever changing lives. However, the issue is that..... Listed under: Video – Camera – Imaging Projects
24.




Lego Technic Car with Arduino + XBee Wireless Control I was perusing Instructables one fine winter Saturday, when my 8 yo son came in and peered over my shoulder and saw this: <http://www.instructables.com/id/RC-Lego-Car/> by sath02. My son is a huge fan of all things Lego, and loves robots and cars, and this was right..... Listed under: Game – Entertainment Projects
25.




Visual Navigator Making it MOBILE using Arduino Obstacle avoiding vehicle, continue in “3D Laser Range Finder” series (project 1, project 2). The basic idea is the same, measuring distance using red laser pointers, CCD analog camera and Arduino UNO. Modification was made in geometry. Two lasers were set for “far field” Listed under: Game – Entertainment Project Ideas, Projects, Robotics – Automation Projects, Sensor – Transducer – Detector Projects
26.




The Adventure of Electricity: An interactive light diorama Where does electricity come from? Who invented the light bulb? How do cities use this technology today? These are just a few questions that we hope to address in this interactive diorama, The Adventure of Electricity! This project was designed for educational purposes so that..... Listed under: Game – Entertainment Projects
27.




8x8x8 LED Cube with Arduino Mega (+Sound +PS controller +Game) This is a instructable which is based on the Cube by Chr, (<http://www.instructables.com/id/Led-Cube-8x8x8/>) by SuperTech-IT, (<http://www.instructables.com/id/CHRs-8X8X8-LED-Cu...>) and by das-labor.org, (http://www.das-labor.org/wiki/Borg3d_Bauanleitung...) but i think its better and easier. I started this Project without any skills from soldering toprogramming. First of..... Listed under: Game – Entertainment Projects
28.



Tears of Rainbow using an Arduino It's time to release new updates for my first (ever) project with Arduino, “Color Light Music”. From artistic perspective, VU BarGraph style (IMHO) is the best one for spectral dynamic representation, and not much could be improved on this side. But this time, it cross my..... Listed under: Game – Entertainment Projects, Projects
29.




Joystick controlled Camera using Arduino Hi, First of all, my English is not perfect =) I've seen many projects with Arduino that describes how to control 2 servo's with a joystick or use a lcd screen. All of the projects that i have seen are all seperate things. So i..... Listed under: Interfacing(USB – RS232 – I2c -ISP) Projects, Projects, Video – Camera – Imaging Projects
30.




HandSight: A Glove for the Blind to Feel Shapes and Navigate Obstacles HandSight is a prototype glove to aid the blind. It can sense the lightness or darkness of a surface with tactile feedback from a vibration motor for each individual finger. It can also sense distance from physical objects or obstructions and indicate direction and distance..... Listed under: Medical – Health based Projects




31.




Arduino IR Musical Stairs This is a small scaled musical stairs! It was a project that had a deadline; had only two days to build it. So, it is a very small scaled project, but still serves its purpose! IR Sensor (receiver) that I used is TSOP38238 from Adafruit,..... Listed under: Home Automation Projects
32.




Gyro Camera for Motorcycle using Arduino As seen in MotoGP Race, the rider is seen riding through corners while laying aside his bike to the left and right. But there is an interesting moment when the motor looks to collapse sideward, the front views remain horizontally. How could that be? Such..... Listed under: Car Projects, Projects, Video – Camera – Imaging Projects
33.




Building a device that clips to your belt Our goal in this step-by-step instructable is to build a device you can clip to your belt and wear throughout the day. This device will log data that, when downloaded to a back-end server system, will provide a report showing the location history of your..... Listed under: Clock – Timer Projects
34.




Hidden Wall Outlet Safe (w/Arduino Lock) using arduino Stash your valuables where no one will ever suspect. Wall outlets are perfect for stashing valuables since you have tons of them at home. You must be crazy enough to search every household outlet for a secret stash. Probably, no one would even think of..... Listed under: Home Automation Projects
35.




Power Arduino with a cellphone Old cellphones are easy to acquire and they have built in lithium charging circuitry. What a wonderful base for a power supply for small mobile things. I hooked up a cellphone to the arduino with the ability to charge the cellphone when you plug the..... Listed under: Phone Projects
36.




DIY Arduino Motor Shield [for only \$8!] (L298N 2x4A) Today, I'm going to show you how to make an Arduino motor shield (driver) at a low cost. It works splendidly, its posses almost all the characteristics of the original Arduino motor shield. It's almost considered as a clone. The original Arduino motor shield has the..... Listed under: How To – DIY – Projects, Motor Projects
37.




Intermediate Arduino: Inputs and Outputs using arduino Continuing from my Intro to Arduino post, this Instructable will go over some slightly more advanced topics with Arduino, specifically relating to controlling and managing many inputs and outputs. The next class covers how to connect the Arduino's inputs and outputs to MIDI. Parts List:..... Listed under: LED Projects
38.




EL Wire Hat: Sequenced and Sound Activated with Remote Control Welcome to the Instructable guide of my EL Wire hat with some fun features. The concept is an EL Wired hat with 8 sequenced EL wires controlled by a wired remote. Multiple speed controllable sequence modes are pre-programmed into an Arduino UNO, including a sound..... Listed under: Game – Entertainment Projects, Sound – Audio Projects
39.




Earth Globe Rotating With Arduino Or Raspberry Pi Controlled Stepper Motor using arduino This instructable describes how to upgrade your globe to a motorized version. It looks amazingly better on the shelf when it is slowly rotating, and any demonstration with your kids (to explain the day/night cycle or the seasons) will gain in interest. No need to..... Listed under: Motor Projects
40.




TV Remote Controlled Car Nothing is worse than loosing the controller that came with your remote control car. Replace that sucker with an arduino and the one remote that always seems to be around, the TV remote! Remove these ads by Signing Up Step 1: Materials The materials for..... Listed under: Car Projects, Game – Entertainment Projects
41.



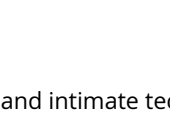
Arduino Solar Cell Tester When I'm building Solar Shrubs and other solar-powered creations, I often scavenge cells from various off-the-shelf devices such as solar garden or security lights. But these cells are rarely labeled as to their voltage, current, and power output. So it's off to my bread-boarding station. First, I put each cell under..... Listed under: Battery Projects, Metering – Instrument Projects, Projects, Solar energy projects
42.



Capteur temperature choix du type de degres par infrarouge using arduino ENGLISH VERSION HERE Dans ce programme nous allons voir comment capter une température et afficher sa valeur sur un lecteur LCD en choisissant si on veut l'afficher en°C ou °F grâce à une télécommande infrarouge. Dans ce tuto j'utilise: - Une carte SainSmart (similaire à Arduino)..... Listed under: LCD Projects
43.




Attiny serial monitor using arduino walkthrough AIIIIIIIIright dudes and dudets. Here is whats up, we're going to make attiny and arduino bestest of friends. If you have ever worked with capacitive switches you know how much it makes you want to smash your face into a wall...Now imagine you have no..... Listed under: Development Board – Kits Project Ideas, Interfacing(USB – RS232 – I2c -ISP) Project Ideas
44.




A World of Possibilities with Java ME + Bluetooth + Arduino "This presentation shows how to easily go from user stories to automated integration tests that themselves read like user stories. You can accomplish this by using custom domain-specific languages. Too often our automated integration tests rely on coding and intimate technical knowledge of our systems,..... Listed under: Internet – Ethernet – LAN Projects, Projects




45.




Smart Snow Globe (gives snow day alerts) using arduino What does a smart snow globe do? It tells you if tomorrow's going to be a snow day! Is it snowing tonight? Will you have the day off from school or work tomorrow? Put this snow globe next to your bed when you go to..... Listed under: Radio Projects
46.




4x4x4 interactive LED-cube with Arduino To explain my 4x4x4 interactive LED-cube published before, a bit more clear, I will try to make my first step by step instructable. This 4x4x4 cube is interactive by using the top four corner LEDs both as LEDs and as sensors that will react on..... Listed under: LED Projects, Projects
47.




IR Remote Controlled Color Changing Cloud (Arduino) CLICK HERE FOR THE UPDATED INSTRUCTABLE: <http://www.instructables.com/id/IR-Rainbow-Cloud-ver-1/> This is a project I created for a Digital Art and Installations class. The class covered basics of several types of programming, and our projects were meant to be an interactive cross between art and technology. This was a fun..... Listed under: Game – Entertainment Projects
48.




A Voice Shield for Arduino Board The objective of this project is to build an Arduino voice shield to empower thousands of voice related applications! All this mostly thanks to an integrated ISD1790PY chip. This particular voice/TTS feature can be useful to integrate voice messages in alarm systems, to implement generic..... Listed under: Projects, Sound – Audio Projects
49.




Open Bitcoin ATM using arduino The world's first completely open-source Bitcoin ATM for Education and Experimentation. <http://openbitcoinatm.org> for more information. Step 1: Fabricate Box and Faceplate Out of a piece of 12"x12" aluminum sheet metal, cut two rectangles and drill six rivet holes and four holes to attach the bill acceptor..... Listed under: Robotics – Automation Projects
50.




Arduino Wii nunchuck and Wii motion plus with updated code for IDE 1.0.2 and LEDs So, I was trying to hack my Wii nunchuck because I want to control motors and lights with the Wii nunchuck. The first problem that I found was how to connect the control without an adapter, I was planning to make one, but when I..... Listed under: LED Projects
51.




LED Dawn / Sunrise Alarm Clock, Nightlight & Security Light – Arduino Compatible As the nights gradually lengthened in autumn 2011, I discovered the joys of Arduino and thought that it would be a great way to implement something that I have wanted for a long while - a gentle way to wake up on a winter's morning. Listed under: LED Projects, Security – Safety Projects
52.




Programming the Arduino I/O pins Overview The Arduino Uno is a microcontroller board based on the ATmega328 (datasheet). It has 14 digital input/output pins (of which 6 can be used as PWM outputs), 6 analog inputs, a 16 MHz ceramic resonator, a USB connection, a power jack, an ICSP header,..... Listed under: Arduino Programmer Projects, Projects
53.



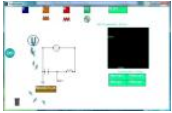
Arduino, Sensors, and MIDI Now that you're up to speed on using Arduino's inputs and outputs, this Instructable will give you everything you need to get started using sensors to trigger MIDI notes from Arduino. This post is the last installment in a series of workshops I led at..... Listed under: Home Automation Projects
54.




Stripboard Arduino In this, my first Instructable I'm going to show you how to make a stripped down Arduino for a fraction of the price, using Stripboard/Veroboard. Material List: 1x Atmel ATmega168 = \$2.65 1x Stripboard = 72p 1x 7805 Voltage regulator = 26p 2x LEDs =..... Listed under: Development Board – Kits Projects, Projects
55.




Control an Arduino With a Wristwatch (TI eZ430 Chronos) The watch The Texas Instruments eZ430 Chronos is a cool gadget. It has bidirectional radio communication, and a whole bunch of sensors: temperature, pressure, acceleration. In fact, it is a development kit for the MSP 430 (a low-power microcontroller), that TI packaged as a watch..... Listed under: Clock – Timer Projects
56.




SuperScope: Circuit Simulation through Arduino-Processing Interface nto the program where you can physically manipulate them. Arduino tests for the value of the component (a capacitor, inductor, resistor, or waveform of specific frequency) then sends the data to Processing. Imported components can then be plugged into circuit schematics. SuperScope builds upon the..... Listed under: Interfacing(USB – RS232 – I2c -ISP) Projects, Projects
57.



Improved Simple Wing Shield using arduino Not too long ago, I made my own version of the popular Wing Shield out of some spare parts and scraps of perf board I had laying around. Instead of the screw terminals that the regular wing shield uses, I used some female headers that..... Listed under: Home Automation Projects
58.




A credit card sized Ethernet Arduino compatable controller board I love the Arduino as a simple and accessible controller platform for many varied projects. A few months ago, a purchased an Ethernet shield for my Arduino controller to work on some projects with a mate of mine - it was a massive hit -..... Listed under: Development Board – Kits Projects, Internet – Ethernet – LAN Projects, Projects
59.




Make Your Own GRBL CNC Pendant So you just finished your DIY CNC machine, set up GRBL and even cut your first part. Now what? Well, did you know that as of GRBL v0.8 there are pinouts some really useful commands such as Cycle Start, Feed Hold and a Soft Reset?..... Listed under: CNC Machines Projects




60.




How to access 5 buttons through 1 Arduino input Using this method, I'll show you how you can access 5 (or even more) inputs through 1 Arduino pin. These buttons will only be read correctly if only one is pushed at any time though. As we go through it I'll explain whatever background info..... Listed under: How To – DIY – Project Ideas, LED Projects, Projects
61.




LittleBitty Joe using arduino Say Hello to littleBitty Joe! Joe is my school's mascot! Speak to Joe and watch his eyebrows lift, whiskers vibrate, eyes illuminate, heart spin and hear him ROAR! Not only does his roaring affect work with our project, but it can definitely work with your..... Listed under: Game – Entertainment Projects
62.



Digispark DIY: The smallest USB Arduino Digispark is an ATtiny85 based microcontroller development board come with USB interface. Coding is similar to Arduino, and it use the familiar Arduino IDE for development. Digispark is copyrighted by Digistump LLC (digistump.com) and the full license is here: <http://digistump.com/wiki/digispark/policy> Specification: Support for the Arduino IDE..... Listed under: Development Board – Kits Projects, How To – DIY – Projects, Interfacing(USB – RS232 – I2c -ISP) Projects, Projects
63.




3D-Printed Biologically-Inspired Robotics I have been spending the last few months doing research into biologically inspired robotic structures. While my approach may seem formalistic in nature, these devices were simply a means for ultimately conducting social research. This desire stems from my experience building Simple Bots, and their..... Listed under: Robotics – Automation Projects
64.




Light Clapper using arduino This is a project that I quickly made one night because I wanted to 'clap' to turn off and on the light in my room! I have a small room for myself, so I basically have no other noise around. So, I was able to..... Listed under: Home Automation Projects
65.




RC Car Anti-Crash System Using Arduino Hi guys! So for my electronics class this year we were tasked with creating some kind of electronic gadget in order to demonstrate what we learned over the semester. Being a car-loving type of guy, I decided to get a cheap RC car and see..... Listed under: Car Projects, Projects, Security – Safety Projects
66.




Arduilay Arduilay is an 8 channel AC relay box for use with Arduino, Max/MSP, Processing, etc. I designed this system as an alternative to the USB>DMX 4 channel relay option. While DMX gives you dimming control, the setup is easily 5 times as expensive as this..... Listed under: Development Board – Kits Projects
67.




ARDUINO Laser 3D Tracking or Range Finder The idea of using triangulation for distance measurements is well known since Pythagorean time, when his brilliant formula become available for mathematicians. What is new in this design, is lasers power control via “blooming” effect of CMOS camera. Here this “negative” effect was put to..... Listed under: Metering – Instrument Projects, Projects, Sensor – Transducer – Detector Projects
68.




Cheap and effective Sous Vide cooker (Arduino powered) Sous-vide cooking is a great new way of cooking food. I will not explain why and how it works here... for great recipes and explanations, you can check out those guys : <http://modernistcuisine.com/2013/01/why-cook-sous-...> Unfortunately, a good (and I mean precise to the half °C) sous-vide..... Listed under: Home Automation Projects
69.




2 player Pong using Arduino I started with the Instructable from Kyle Brinckerhoff; <http://www.instructables.com/id/Ardu-pong-the-Arduino-based-pong-console/> Thanks Kyle! and the following at Make magazine <http://blog.makezine.com/archive/2007/08/arduino-pong.html> and I see the original code is attributed to Pete Lamonica Thanks Pete!! I am using the paddles instead of the joy stick and I have made..... Listed under: Game – Entertainment Projects, Projects
70.



Arduino Step Sequencer I was wondering about on making a sequencer, a big 16 step sequencer was what I wanted to make. To it's full extension with lots of features including single leds for each step, midi input and output, etc. Then I realised that I should start from a a..... Listed under: Sound – Audio Projects
71.




ASCII Table using Arduino Demonstrates the advanced serial printing functions by generating a table of characters and their ASCII values in decimal, hexadecimal, octal, and binary. For more on ASCII, see asciitable.com Circuit image developed using Fritzing. For more circuit examples, see the Fritzing project page None, but the Arduino has to..... Listed under: How To – DIY – Projects, Projects
72.



A Simple and Very Easy Inverted Pendulum Balancing Robot Let's make a simple inverted balancing robot, and operate it. You need only half a day to do them, if you have an arduino and some materials. [a video of a robot you would make] introduction: After a few work with arduino, I have thought..... Listed under: Robotics – Automation Projects
73.



Wii Nunchuck Arduino Spirit Level Thanks to: <http://jeonlab.wordpress.com/> Since I have read an article on todbot blog, I bought a couple of Wii Nunchucks from ebay. I don't remember how much I paid for them, but it was much cheaper than buying the accelerometer breakout boards. With the nunchuck data reading..... Listed under: Development Board – Kits Projects, Projects
74.



Nama Instrument 1.0 A motion sensing soft-circuit interface. The following instructable will guide you through the construction of your own personalized Nama Instrument. I'd love to hear some feedback. Hope you like it and it serves you somehow! :) Access <http://www.viraseres.com/nama> to download the project's open source files..... Listed under: Game – Entertainment Projects, Home Automation Projects
75.

Wex, the One Eyed Watcher using an Arduino Wex detects your location with ultrasonic sensors then follows you with his one flashing eye. His red "heartbea" can be seen through his mouth. Step 1: Parts needed include: Arduino Two ping ultrasonic sensors Futaba s3103 servo Radio Shack 276-0016 7 color led Radio Shack Listed under: Projects, Robotics – Automation Projects



76.



OpenSquare – Write big with a RC car Hi there, You're going to transform any RC toy car into a big message writer that can be used to transform your city squares into witty messages, political statements or beautiful drawings, and for less than 20\$. The idea is to drop a trail of..... Listed under: Car Projects
77.



Building a Sentry Gun with Laser Trip Wire System and Arduino *NOTE* THIS PROJECT IS DONE BY A GROUP OF STUDENTS FROM SINGAPORE POLYTECHNIC. Concept: Trigger gun when laser is blocked by intruding object. Note: Tilting is included for expandability but not used in this project. Skill Level: Basic soldering and basic metal works Things You..... Listed under: Home Automation Projects, Projects, Security – Safety Projects
78.



I just wanna hold your hand Conducting energy through people to stimulate tangible public interactions <http://ijustwannaholdyourhand.com/> <http://vimeo.com/56350598> What did we do? We put together an Arduino, some wire, a Mac mini and a DLP Projector, then created a pair of hands out of aluminum. We additionally 3D printed some wall plates..... Listed under: Game – Entertainment Projects
79.



How to Control a Ton of RGB LEDs with Arduino & TLC5940 This video explains how to use the 16 channel PWM controller TLC5940 The CODE: `//Texas Instruments TLC 5940 with Arduino //www.kevindarrah.com #include <SPI.h> //Serial Peripheral Interface Library byte ch=0, chbit=0, spibit=0, spibyte=0; // variables used by tlc sub routine int SINData; //variable used to shift data to the.....` Listed under: LED Projects, Projects, PWM Projects
80.



Forget Me Not- Remote Flower Watering Hi everyone, Lucy Matchett, Nicole Yi Messier, and Joselyn McDonald (Snax_and_Macs) made a remote flower-watering device so you can water your loved ones' plants when you water your own. We used Arduinos, a photoresistor, a servo, Arduino and Processing sketches, Spacebrew, and a little elbow..... Listed under: Home Automation Projects
81.



How to build an Arduino synth This is a super simple and easily customizable little synthesizer. This is my first time using the Arduino and also with acrylic, both I found very fun to work with though. This is also my first Instructables so hopefully I have explained this well enough..... Listed under: How To – DIY – Projects, Projects
82.



Palm Arduino V3 I design and create this Palm Arduino V3 prototype PCB, as I was tired of recreating Arduino Compatible on perf board every time I prototyping a new project, especially when I had to spend a lot of time tracing the wiring to see that I..... Listed under: Development Board – Kits Projects
83.



Smart Distance Measuring Tape v2 After posting up the v1 of my project many people requested an more detailed instructable. So i decided to start with a new one with a little upgrades to my previous instructable. What does this thing do? Well its quite simple it is just an..... Listed under: Metering – Instrument Projects
84.



2 Ways to Papercraft Stopmotion Good morning, please take a seat and watch that tofu wobble. This is not CGI, it is honest work of a papercraftsman. These are, in fact, 16 different papercubes that switch places in each frame. That technique is commonly known as replacement stopmotion. Problem: It only..... Listed under: Game – Entertainment Projects
85.



Building an Open Archival Scanning Robot Using Python and Arduino Project Gado is an initiative which aims to create an open-source archival scanning robot which small archives can purchase for \$500 and use to autonomously scan their photographic collections. This talk presents the Gado 2, a prototype... Listed under: Internet – Ethernet – LAN Projects, Projects, Robotics – Automation Projects
86.



Bird cage LED daylight simulation system Sometimes you get a chance to combine helping out your family with a nice hobby project.. In this case my father in law was looking for a lighting system for his bird breeding cages. A daylight simulation system to be exact. He asked me to..... Listed under: Home Automation Projects, LED Projects
87.



Arduino Solar Shield – A DIY solar source for your projects without waiting for PCBs This instructable is a basic version of Bley Joel's ("It's nine o'clock on a Saturday, the regular crowd shuffles in") Solar Shield, and it should work for most arduinos. I've tested it with SparkFun's Arduino Pro, and the new Leonardo. Myself and the other Solar..... Listed under: How To – DIY – Projects, Projects, Solar energy projects
88.



Audio Input to Arduino The easiest way to connect an audio signal to your arduino, is to build a simple 3 components (2 resistors plus cap) circuitry shown on the first drawings on right side. Disadvantage: there is no amplifier, and consequently sensitivity would be low, hardly enough to..... Listed under: Projects, Sound – Audio Projects
89.




Burn Arduino Bootloader on Atmega-328 TQFP and DIP chips on Breadboard Parts required (Hardware) Arduino Uno Board (1) TQFP 32 to DIP 28 Adapter (1) Link Atmega TQFP 32 pin chip (1) Atmega DIP 28 pin chip (1) 10K resistor (1) 16MHz crystal (1) 18pf - 22pf capacitor (2) Tact Switch (1) Jumper wires (few) LED..... Listed under: Development Board – Kits Projects, Interfacing(USB – RS232 – I2c -ISP) Projects
90.

How to make a LED 7-segment display with or without Arduino I'm going to show you how to make a 7 segment display with LEDS. Combine with Arduino to create countdown timers, simple text, and more. I like to make original projects. I searched the whole of instructables and didn't find one like this. In fact,..... Listed under: LED Projects





91.  Ariadne – a 1st person maze on a 16×2 LCD using Arduino This game is a homage to Ariadne, the maze-generator from Inception 😊 If you haven't seen the movie yet - watch this video again after you do (you can also watch it now - it's not a spoiler, it's just funnier for inception-vets). The nice thing about..... Listed under: Game – Entertainment Project Ideas, LCD Projects, Projects



92. Arduino Control DC Motor via Bluetooth Hi guys, In this project we will control a DC motor with a smartphone via bluetooth. This project is great to learn more about: -DC motor -Interfacing Arduino with your smartphone -Bluetooth module -L293D you can visit my website for more electronic projects, interesting news..... Listed under: Internet – Ethernet – LAN Projects, Motor Projects, Phone Projects, Projects




93. Arduino Powered 3-zone thermostat I was looking at all those swoopy-zoomy internet connected and controllable thermostats. "Self," I told myself, "we should make one of those." He didn't seem all that excited about that - I mean, what do we know about hardware, firmware, electronics or HVAC? Well, now's..... Listed under: Temperature Measurement Projects



94. DIY BioPrinter Bioprinting is printing with biological materials. Think of it as 3D printing, but with squishier ingredients! There's a lot of work being done at research labs and big companies like Organovo on print human tissues and human organs, with an eye towards drug testing, and..... Listed under: How To – DIY – Projects



95. Simple RC car for beginners (Android control over Bluetooth) This is a simple project of Android Bluetooth Car with Bluetooth control. Arduino controller is used To control the car used Android-device with a built-in accelerometer. Tilt forward - car goes forward, tilt to the left - car turns to the left, tilt back - car..... Listed under: Car Projects, Game – Entertainment Projects, Internet – Ethernet – LAN Projects




96. Arduino Digital 7-Segment Thermometer This a guide for an Arduino version, but I am working on a mini ATtiny84 version. Once I get that working, I will post another Instructable on how to make it. I'm sure you could make this same thermometer with an LM35 also, if that's..... Listed under: Temperature Measurement Projects



97. Wi-Fi Body Scale with Arduino Board In this post we present the design of a scale that connects to the Internet and automatically sends weight info on a Google Document. The project is composed of Arduino Uno board Wi-Fi shield additional shield that we used to manage data collection and I/O with..... Listed under: Internet – Ethernet – LAN Projects, Medical – Health based Projects, Projects



98. Playing Wave file using arduino This is a simple circuit to play wav files using arduino Nano V3.0 ,it consist from 4 buttons ,each one play specific wav file loaded to SD card. Step 1: Parts 1- Arduino Nano V3.0 (I used the chines version called Funduino Nano). 2- SD..... Listed under: Sound – Audio Projects



99. Paint Pulse: Digital Water Marbling Paint Pulse is a project which seeks to build upon the water marbling crafts of Ebru and Suminagashi with digital behavioral additions. The idea is to design intricate, flowing patterns of paint directly on the surface of water which you can capture on the surface of paper. Expert..... Listed under: Other Projects



100. Bubblesteen Bubble Machine using an Arduino Is it a 3D Spherical Atmosphere Encapsulated Phosphorous Printer? YES! Is it a CNC Anti Gravity transparent Orb Machine! YES! Its The Bubblesteen Bubble Machine! The spherical miracle that kids and cats have been waiting for. It comes complete with robotic edge detection(when a bubble hits an..... Listed under: Game – Entertainment Projects, Projects



101. Cheap and Easy MP3 Shield for Arduino This is a follow up to an earlier Instructable for attaching the guts of a cheap clip MP3 player to an Arduino. <http://www.instructables.com/id/MP3-Interface-for-Arduino-Cheap-and-Easy/> The previous Instuctable showed how to use the Arduino to control all of the functions of the MP3 player: volume increase and decrease,..... Listed under: Projects, Sound – Audio Projects



102. Charlieplexed Arduino 8×8 LED Grid Display Shield made and simulated in 123D Circuits edit: Wow, this won an awesome prize! Very many thanks guys! Charlieplexing (<http://wealoneonearth.blogspot.nl/2013/03/design-note-charlieplexing-led-matrices.html>) is a powerful method for driving a large number of LEDs from a relatively small amount of IO pin and without using any extra components. The technique makes use of the fact..... Listed under: LED Projects




103. How to make a multi-layered acrylic and LED sculpture with variable lighting levels using Arduino Here you can find out how to make you very own n as made for the exh www.laplandscape.co.uk curated by art/design group Lapland. More images can be seen at flickr This exhibition runs from Wednesday 26 November - Friday 12 December 2008 inclusive, and had..... Listed under: LED Projects, Projects



104. Remote control via GPRS/GSM SMS(Arduino) Remote control, especially when this no ethernet or Wifi in the outdoor, has been a very profound things in the past. When I was a child, I always image that I have an equipment which can control all home appliances. Now, this becomes a reality,with..... Listed under: Home Automation Projects, Phone Projects

105. Fairly Simple Simon – the evolution of an Arduino game Important notice: Final (i.e. relevant) version is at the last step of this instructable. If you want to build a Simon, that is the recommended version. The rest of the steps show how this evolved from a bare-bones game for LED 13 and Serial (i.e..... Listed under: Game – Entertainment Projects, Projects




106.  LilyPad Arduino Totoro Plush with Umbrella Materials: For Totoro: Felt: 1 black, 3 grey, 1 white, 1 beige Needle Black Thread Poly-fil stuffing Cardstock Scissors Pins Pen or chalk DIY Totoro Plush Tutorial [HERE](#) Totoro Pattern [HERE](#) For Umbrella: 3 or 4 different types of fabric Felt: 1 grey, 1 black..... Listed under: Game – Entertainment Projects, Home Automation Projects



107. Arduino GSM shield This is a very low cost and simple Arduino GSM and GPRS shield. We use the module SIMCom SIM900 . It's the cheaper module now available in the market. The module is not simple to mount by an hobbyist, so we use the Breakboard TDGGSM_900..... Listed under: Development Board – Kits Projects, Phone Projects



108. Dogduino:The Automatic Dog Feeder using Arduino Tired of having to find the dog food to feed the dog? Tired of having to get up early so your dog doesn't attack you for his food? Are just plain lazy? If you answered yes to any of these questions, this instructable is for..... Listed under: Arduino Programmer Projects, Projects, Sound – Audio Project Ideas



109. Easy Programmable EL-Wire Wall Art Project with Cool-Neon using arduino Blank space, what to do?, what to do? Our hackerspace has a blank brick wall above the fireplace. It's been a cold winter so we've had a fair number of fires, but there is just something wrong about a blank brick wall. Well in this..... Listed under: Home Automation Projects



110. The Arduino OctoSynth What is the OctoSynth you may ask? The octosynth is a polyphonic synthesizer that is able to produce eight Pulse Width Modulated tones that form together a musical scale. In English terms, it is a 8 key electronic organ that can play more than one..... Listed under: Projects, Sound – Audio Projects



111. Microcontrolled AC switch using arduino Always wanted to take total control of your electric appliances even without being at home? Well, thanks to this instructable you will be able to do that and much more. Some friendly suggestions before starting: Electricity is very dangerous, read and follow the "DANGER:" advices..... Listed under: Home Automation Projects



112. Representing audio through vibration with Arduino This project functions to display sound using vibration. You plug your iPod, computer, or TV into it and get tactile feedback representing the loudness of the audio. It can help deaf people to experience sound. Stuff you need: Arduino USB Cable Computer running Arduino software..... Listed under: Sound – Audio Projects



113. How to Build a Robot – The BeetleBot Welcome! I have been in robotics since I was a kid and I am very passionate by robotics. I learn BEAM robotics around 1997-98 and started building robots for a science faire project call "Insectroides" in 2001. <http://robomaniac.solarbotics.net> (they change server and the website..... Listed under: Robotics – Automation Projects



114. Psycho Scooter Scramble using an Arduino Psycho Scooter Scramble is a blind-driving electric wheelchair game. It consists of two riders, strapped into electric wheelchairs, and two blindfolded pilots, who remotely control the wheelchairs from the sidelines based on information given over headset by their driver. The basic mechanic is simple: players..... Listed under: Game – Entertainment Projects, Projects



115. Mug Music: Turn Water Into an Instrument with Arduino and ChuckK What if you could turn any conductive surface into an instrument? Like, say...a mug of water? Best of all, it's cheap; you'll only need \$1 worth of extra electrical components (not including the Arduino). For this project, my friend Harvest and I combined Disney's Touché..... Listed under: Home Automation Projects



116. Making Robots Using Android and Arduino udar Muthu gives a talk on Making Robots Using Android and Arduino at Droidcon India 2011 by HasGeek. ... Listed under: Arduino Android, Projects, Robotics – Automation Projects



117. PORTABLE FORCED-AIR COOLING UNIT here is growing interest in the commercial production of high-value specialty fruit such as strawberries, blackberries, raspberries, and blueberries. Much of the small fruit grown in North Carolina is currently marketed through pick-your-own establishments or roadside stands. A strong demand for these small fruit items..... Listed under: Home Automation Projects



118. Perfboard Hackduino Arduino-compatible circuit Never again will you have to dismantle a finished project just to reuse an Arduino board! This tutorial will go through the steps involved in fabricating your own Arduino-compatible circuit using just ~\$8 of parts (this includes the ATmega chip!). This is perfect for installing and embedding..... Listed under: Development Board – Kits Projects, Projects




119. A solar tracking automatic motorized window blind retrofit using Arduino Buildings account for 20-40% of total energy use in developed countries. Window shades (or blinds) can help to reduce building energy use and improve visual comfort (i.e., reducing glare and increasing daylighting). A recent study showed that occupants are fairly inactive when operating manual roller..... Listed under: Motor Projects





120. Flashlight tag using an Arduino board You probably know the game of flashlight-tag. You just run around in the dark on a campsite. You hold your flashlight and try to shine it on one of the other kids, without the other kids shining their lights on you. I wanted to make..... Listed under: Game – Entertainment Projects, Projects




121. Fish Sensing Overview Once again, my project was motivated by my curiosity to explore interesting and unfamiliar territory. I decided to see if I could make my own capacitive sensor and then use it in a project of some sort. After numerous fiascoes with Arduino and computers, I was..... Listed under: Sensor – Transducer – Detector Projects




122.  StopIt! LED Game (powered by arduino) This project was inspired by this video from YouTube and the Pendulum Challenge Kit from Makershed.com. Its a simple game consisting of five LED lights and one pushbutton switch. The LEDs flash in a sequence and the player must press the button when the middle..... Listed under: Game – Entertainment Projects, LED Projects




123. Arduino 3-axis Mini Lazer Paper-Cutter Updated : 16/3 Add step 4, about using the stage. Updated : 18/3 Add photos (cutting vinyl adhesive sheet) Updated : 19/3 Add step 5, acting as pen plotter Updated : 20/3 Add laser engraving video (Wood) and photo Updated : 22/3 Add 2 drawings..... Listed under: Home Automation Projects
124.  Arduino: an easier way to work with seven segment displays Ever have trouble programming code for seven segment displays? Well they made the 4511 to make things a whole lot easier. What the 4511 does is takes a 4 digit binary input value (ones and zeros), and converts it to a decimal value on a..... Listed under: LCD Projects, Projects




125. Buddy the on-screen seal Robot I've made a video documentation of my midterm project for my 544 class. To keep it shorter, I didn't detail in the video that this is only a completed phase of a larger project: an autonomous robot seal. I was originally going to incorporate a..... Listed under: Robotics – Automation Projects
126.  Arduino Joystick Breadboard with LCD Output Want to be able to control a couple of servos with a thumb-joystick? But don't know where to start? I don't have servos, but I can put you on the right track on how to do stuff when you move the thumbstick around. This instructable..... Listed under: Game – Entertainment Projects, LCD Projects, Projects




127. LilyPad Arduino Stuffed Fox Toy For a class on technology in libraries, I had to create a project that used the LilyPad Arduino, and I chose to create a stuffed animal that sings "Jesus Loves Me" while lights flash with the notes. I made a fox, but the pattern to..... Listed under: Home Automation Projects
128.  PCB on a Box using Arduino Board Sorry, but I hate cleaning windows, is one of my unfinished business as usual, but I had to do (at least) every time I wanted to etch a circuit board printed by traditional (and perhaps unorthodox) of stick it in cellophane and let natural light..... Listed under: Development Board – Kits Project Ideas, Projects




129. Arduino Candygrabber I've seen a lot of ways to communicate to arduino over the net, but none of them could handle pushing back the messages from arduino to the client(you) in real time and vice versa. In this instructable you will learn how to connect to your..... Listed under: Game – Entertainment Projects, Projects
130.  Arduino Hardware PWM for stepper motor drives With our new project, JustAddSharks, we are very keen to support the development of open source control software for laser cutters. We are more than happy for people to modify our laser cutters, replace the control system with something suitably open source and then let..... Listed under: Motor Projects



131. How to build your very own Time Fountain using Arduino We have all seen the sweet videos on the tube! You know the magical water fountains that seems to "freeze" the water droplets in mid air, or even make them go backwards! I've been fascinated by these "magical" thingamabobs for quite some while now, and a..... Listed under: Clock – Timer Projects, How To – DIY – Projects
132.  MMAE Graduate Robotics This page provides general information to students enrolled in the EML 6808 course, Analysis and Control of Robot Manipulators. Prerequisites for the course are: EML 4312C, EML 5271, or C.I. Kinematics and dynamics of multibody systems. The topics to be covered include: basic components of..... Listed under: Robotics – Automation Projects




133. Control your motors with L293D and Arduino After long research and trial and error, I have came up to a new walkthrough regarding this nice chip, the L293D. Each project is one project and each one has its own unique power configurations, so you must be aware of the best battery choice..... Listed under: Motor Projects, Projects
134.  Barista championship brewing stopwatch • Introduction using arduino Upon the needs of the (2014) World Barista Championship Rules and Regulations, an adequate and precise time measuring is needed during the competition. These measurements are usually done by regular stopwatches with all the benefits (ease of use, common availability) and drawbacks (two stopwatches needed..... Listed under: Home Automation Projects


135. Arduino browser based remote control (linux) We have kids. I love them to bits but they keep hiding the remote control for the satellite and TV when they put the children's channels on. After this happening on a daily basis for several years, and after my darling wife allowing me to..... Listed under: Home Automation Projects, Projects




136.




Tiich System – Prototype Final Report Introduction: Our main goal with the Tiich system is to design a teaching aid/tool which would replace the conventional whiteboard in a classroom environment. We want our system to be used as an electronic based white board, having all the written information easily be saved..... Listed under: Sensor – Transducer – Detector Projects
137.




Lilypad Arduino Rocket Ship Cape I am taking a Children and Technology course for my MLS this semester, and one of our assignments is to create a toy using the LilyPad Arduino development board. The LilyPad Arduino is used to create e-textiles that you can program to do various things..... Listed under: Home Automation Projects
138.




Web-controlled Twittering Roomba using an Arduino I wanted to see if I could operate my Roomba remotely and get it to report its status via Twitter while I was away from home. I also wanted to make the device independent of a computer. This is the solution I came up with..... Listed under: Internet – Ethernet – LAN Project Ideas, Projects, Robotics – Automation Projects
139.




DIY Arduino Nebulophone Synth I originally wanted to purchase a Nebulophone but, my El-Cheapo price range didn't like the tag. I realized that I could program my own AtMega 328 by using ArduinoISP Then I found out that if the code was Arduino compatible, why not just use the..... Listed under: How To – DIY – Projects, Phone Projects, Projects
140.




Social Alarm Clock What it is: Sometimes we want to send special messages to the ones we love but they are sleeping. Soci Alarm Clock allows you to record a message from your browser and send to your beloved's alarm clock. They just have to put it near..... Listed under: Clock – Timer Projects, Home Automation Projects
141.




Cookies administrator box [Electronics only] using arduino At home the cookies disappear relatively fast. ¿Why? Well, principally because of me and my father. That's why my mother and my sister have to hide some to eat them later. It's embarrassing, I know, but it's because we are like "Oh, I want to..... Listed under: Home Automation Projects
142.




Arduino Fart-O-Meter OH NO! He didn't! Yes I did! My project is simple: Farting in a chair and sending the signal wirelessly to a panel that shows the intensity of the fart! Words of caution: Please do not force yourself to fart, you might shit in your..... Listed under: Metering – Instrument Projects, Projects
143.




One Touch Wardrobe using an Arduino I use Arduino Duemilanove With Motor Driver Shield Microcontroller ATmega168 Operating Voltage 5V Input Voltage (recommended) 7-12V Input Voltage (limits) 6-20V Digital I/O Pins 14 (of which 6 provide PWM output) Analog Input Pins 6 DC Current per I/O Pin 40 mA DC Current for..... Listed under: Home Automation Projects, Projects, Sensor – Transducer – Detector Projects
144.




Controlling an LED using a switch Concepts So you know what a switch is, but what can you do with it? One of the uses of a switch is to tell the controller to activate/deactivate different components. In this case we are going to use the switch to turn on and..... Listed under: LED Projects
145.



Nursery Rhyme Hat using arduino I created the Nursery Rhyme Hat for a class on youth and technology. I'm new to instructables and e-textiles, so please bear with me! This is the first time I have used the LilyPad Arduino or any kind of soft circuit technology, so my coding..... Listed under: Home Automation Projects
146.



Rainbow Mega Pong Clock using Arduino This is my take on the clasic Pong clock with an RGB back light that changes every time the date is displayed. A big thanks to mrnick1234567 and his <http://www.instructables.com/id/Pong-Word-Clock/> I did want the light to change randomly through the day but it made a mess of..... Listed under: Clock – Timer Projects, Projects
147.


















Artist's Machine Tutorial 1 Part One Materials needed for tutorial Working BBB, RBBB, Arduino, or other Arduino compatible (BBB shown in photos) Solderless breadboard 22 gauge solid wire for use with breadboard 3 6mm momentary switches 8 LED's, any color 8 1k resistors, (470 ohm or 220..... Listed under: Video – Camera – Imaging Projects
148.

LilyPad Arduino e-Reader Case For a youth and technology class, we were assigned the creation of an Arduino LilyPad project. I liked the idea of connecting the LilyPad project to literacy, so I chose to make a Kindle case that would play music [Hedwig's Theme from the Harry Potter..... Listed under: How To – DIY – Projects







149.  NESBot: Arduino Powered Robot beating Super Mario Bros for the NES This guide will take you through the steps to build an NES playing robot You will need: An Arduino Duemilanove (other boards will probably work, but you will have to adjust the steps for your device) Working NES Console Super Mario Bros. (Note: this must..... Listed under: Game – Entertainment Projects, Projects, Robotics – Automation Projects
150.  Arduino V-Twin Flux Capacitor I SHALL CALL HIM " PEE-WEE " Personal Electronics Entertainment With Embedded Education. Basically a project that is fun and I learn a hole lot of stuff from it. . This project started out as just a small robot so I could learn more about..... Listed under: Robotics – Automation Projects
151.  Tweeting Cat Door using an Arduino Note: to see everything on one page, please go to: www.tweetingcatdoor.com After receiving many emails requesting Instructions and Kits for building the "Tweeting Cat Door ", I decided to make a version that is stand-alone and doesn't need a computer to be run and that..... Listed under: Home Automation Projects, Internet – Ethernet – LAN Projects, Projects
152.  The Photometric Camera and the CCDs The Photometric System The photometric camera for the SDSS consists of two TDI scanning CCD arrays, one, using 30 Tektronix/SITe 2048 x 2048 CCDs in a 5 by 6 array for five-color photometry, and the other using 24 2048 x 400 chips for astrometry and..... Listed under: Video – Camera – Imaging Projects
153.  Mechanical Led Matrix Display First of all we would like to thank everybody that helped organizing the 2nd edition of Arduino Jam, and especially the Jo3ri, who supplied us with some quite cool goodies and kept us safe during the weekend. (Video will come soon!) This project is a..... Listed under: LCD Projects
154.  Simple and Impressive Business Card Printer At some point most tinkerers and makers have to take the plunge into the real world - the world of suits and dividends and business cards. Without going completely "American Psycho" on your asses: business cards are important. In many ways they are our keys..... Listed under: How To – DIY – Projects
155.  Interactive Logo using an Arduino first of all we would like to thank the organisation and especially the main sponsor, Capgemini, which made all of this possible. This project is a contribution to the first belgian Arduino Jam (2012). During the Arduino Jam 2012, me and two other colleagues put our heads together..... Listed under: LED Projects, Projects
156.  Vacuum form an Arduino If you have access to a vacuum former, or have constructed a DIY one to use, simply vacuum form a compact case to house your standalone electronics or arduino project. I made this at techshop! www.techshop.ws Step 1: Bill of materials Material to vacuum form..... Listed under: How To – DIY – Projects, Projects
157.  Scratch 4 Arduino and Cybot Control (Rover basics) I've had a couple of Cybots as well as the Tom robots for a number of years - every so often they get dragged out and tinkered with. Now is this years turn. I have decided to try my hand at Arduino control of the..... Listed under: Robotics – Automation Projects
158.  [Arduino] Linefollower with photoresistors I built a linefollower robot that could be used in many different ways, and I summed up my project in some steps. To begin with, all you need is the following parts: Step 1: Robot frame Parts List: -Robot frame -Two wheels -Two DC motors..... Listed under: Robotics – Automation Projects, Sensor – Transducer – Detector Projects
159.  Gas Cap using an Arduino board Since you've gotten into electronics, haven't you wondered if there is a fart sensor out there? I sure did. I discovered that if you use a methane sensor, especially the MQ-4, even at very low concentrations, it reads farts. What if you combined that into..... Listed under: Game – Entertainment Projects, Home Automation Projects, Projects
160.  CrEST Let's Set Up Your Arduino and Breadboard! Yep, for real: Let's Set Up Your Arduino and Breadboard! (use the instructions here, or flip to page 12 in your book) Step one: Dig through your kit and pull out your: Arduino Wooden Base Breadboard and Jumper..... Listed under: Other Projects
161.  New animatronic Eyes: Rock On! Someone had seen Peter Penguin or my Instructables on Animatronic Penguin Torso or Animatronic Eyes, and was working on a sculpture. He wanted to animate the sculpture when someone walked into the room and asked if I could do it. I thought about it for..... Listed under: Game – Entertainment Projects
162.  Multifunction Digital Thermometer using an Arduino This instructable will show you how to create a multifunction platform with a thermometer, chronograph (count up timer), count down timer, and light display. It is also intended to be a platform for other analog sensors or any other functions you can think of. Multifunction_Digital_Thermometer.zip71..... Listed under: Projects, Temperature Measurement Projects
163.  Twitter Controlled Pet Feeder using an Arduino A great project for busy pet owners. This Twitter-Controlled pet feeder automatically dispenses food in response to activity on your Twitter account. The project is controlled by an Arduino and uses the Arduino Ethernet shield to receive data from Twitter. I hacked this automatic Pet..... Listed under: Home Automation Projects, Internet – Ethernet – LAN Projects, Projects




164.




Bedtime Board using LilyPad Arduino For a class on youth and technology, we were assigned to a project using the LilyPad Arduino, a microcontroller board for making e-textiles. I decided to make a hanging board with a starscape that would light up and play a lullaby. I used cardboard, black cotton..... Listed under: Game – Entertainment Project Ideas
165.




Singing Olaf Bag (Frozen) For my children and technology class, we were challenged to make a product using a Lilypad Arduino. I am currently obsessed with the movie Frozen, so I decided to create something using one of the most iconic characters of the movie, Olaf. I used a..... Listed under: Game – Entertainment Projects, Sound – Audio Projects
166.




Arduino MicroControllers, Card Readers, 3D Printing, GS4, Flip Camera! Episode 3 of AndroidTec, Formed by members thamind (Jon) chaostic (Lewis) & Computer Whiz (Jim) and introducing GuyCothal, who discusses about the amazing abilities of Arduino micro controller boards and how they can be used with Androids! Jason also made a guest appearance!... Listed under: CNC Machines Projects, Development Board – Kits Projects, Memory – Storage Projects, Projects, Video – Camera – Imaging Projects
167.




Randomized Arduino Drum Machine I like drum machines. However they are not always the easiest to build. I wanted one that is: A. Simple, Yet Powerful-If it uses lots of components then it is too complicated B. Sound-It's not a a drum machine if it "beeps" C. Easily Modifiable-If..... Listed under: Projects, Sound – Audio Projects
168.




Arduino Automatic Temperature& Humidity Controller for Pets Jack and Jose, a pair of beautiful hamster, has accompanied me over 100 days and nights. Their soft white fur makes me quiet and warm, especially when I coding in the winner. But the very tragic things happened in the last week. As the cold..... Listed under: Temperature Measurement Projects
169.




9 Volt battery adapter for Arduino This is super simple but very useful if you are in a hurry or just like to do things yourself and on the off chance you didn't know, this is about the easiest way to add mobile power to your Arduino. After looking at a..... Listed under: Battery Projects
170.




Touch Sensitive Audio Desk Trays- Arduino After having completed my first Arduino project (which can be found here) I wanted to try and create something that had more of a practical use. My idea behind this project was a way of aiding the visually impaired. By the end of this project..... Listed under: Sensor – Transducer – Detector Projects
171.




RGB lamp with Custom Moodlamp Library using Arduino I wanted to have an easily programmable RGB light to toss into a Jack 'O Lantern for Halloween. Who really wants a dull pumpkin in these days of pumpkin pimping madness. So I set to work building a pocket tin sized RGB lamp that could..... Listed under: Game – Entertainment Projects, LED Projects, Projects
172.




Homemade Magic Lamp Card Box using an Arduino A robot is a virtual or mechanical artificial agent. In practice, it is usually an electro-mechanical machine which is guided by computer or electronic programming, and is thus able to do tasks on its own (<http://en.wikipedia.org/wiki/Robot>). Well, today you will learn exactly how to build..... Listed under: Home Automation Project Ideas, How To – DIY – Projects, Projects
173.




High Five Camera Can I tell you a secret? I don't like handshakes. I really don't. Handshakes just make me feel dirty. It's too impersonal. It's a gesture with no soul and reeks of a corporate entity. Why must we limit ourselves to this one boring interaction? Of..... Listed under: Game – Entertainment Projects, Video – Camera – Imaging Projects
174.




Twitter Mention Mood Light using Arduino Twitter Mention Mood Light -- a mood light that alerts you when @username is mentioned on Twitter. This is a simple intro in how to control your Arduino from Twitter. If you are new to Arduino Twitter / Arduino Processing Twitter / Arduino Python Twitter..... Listed under: Internet – Ethernet – LAN Projects
175.




Arduino makes 2D Level This is a project for Arduino to make a 2D Level, aimed at beginners. Arduino draws a circle on an LED Matrix that moves around according to readings from a 2D Accelerometer. Objectives: * Learn how to draw a circle using simple Maths * Learn..... Listed under: CNC Machines Projects, LED Projects, Projects
176.




CSCE 236 Embedded Systems 1 Instructions This is a group assignment for you to work on during class. You only need to hand in one copy of this, but make sure that the names of all of your group members are on this sheet to receive credit. Complete all of..... Listed under: Other Projects
177.




Arduino Etch-A-Sketch Clock I've seen various Arduino driven Etch-A-Sketch clocks on the web , but none with instructions (is it some kind of secret? Is someone planning on making it rich in the Etch-A-Sketch Clock global market?). I've used Arduino, but never used stepper motors, real time clocks,..... Listed under: Clock – Timer Projects
178.



Blinky Fish using an Arduino Assembly instructions for an add-on board for the Arduino. **** FOR INSTRUCTIONS FOR MARCH 2013, KICKSTARTER PROJECT GO HERE <http://www.instructables.com/id/Blinky-Fish-Kickstarter-Project/> ***** It has some LED's and a button. It connects to digital pins 9-13 and ground. My hope is that this will be useful to people that want to..... Listed under: Game – Entertainment Projects, LED Projects, Projects
179.



Second degree equation solver with Arduino This instuctable is about making sort of a calculator that enables the user by using an analog 12-digit keyboard and 4 buttons to input the a,b,c variables into a equation and get the solution for it if there is any.(well if u don't know what..... Listed under: Calculator Projects, LCD Projects, Projects
180.



Home Alert: Arduino + Cloud Messaging On A Large Display In the age of mobile phones, you would expect that people would be responsive to your call 24/7. Or... not. Once my wife gets home, the phone stays buried in her hand bag, or its battery is flat. We don't have a land line. Calling..... Listed under: Home Automation Projects, Internet – Ethernet – LAN Projects
181.


Simple Arduino Book clock This book clock was inspired by florinc and the impressive selection of clocks like the wise clock3 etc <http://www.instructables.com/member/florinc/> My girlfriend likes reading books and there is always a pile of them around the house, however to be able to build this for her birthday..... Listed under: Clock – Timer Projects,






Projects


182.




DNA Melting Part 2: Lock-in Amplifier and Temperature Control In Part 2 of the DNA Melting Lab you will make revisions to allow greater control of your instrument and to reduce the effects of noise. You will add a pulse-width modulation (PWM) heater controller to enable careful control of the heating and cooling rates..... Listed under: Temperature Measurement Projects
183.




Control Any Circuit With a TV Remote (and an Arduino) Most of the buttons on a remote control are never used. So why not use them to control appliances and other ele around your house. In this project, I am going to show you how to use an Arduino to decode the signal from your..... Listed under: Home Automation Projects, How To – DIY – Projects
184.




ElectroFried electronic shock game using Arduino The ElectroFried is a game with a shocking fun level. ElectroFried is developed for the Global Game Jam 2011 in Antwerp in design center the winkelhaak. The Team Jekkos/ Cinezaster decided to make a simple game based on colliding electrons. With a nasty side effect, a..... Listed under: Game – Entertainment Projects, Projects
185.




Reginald: a UDP surveillance bot; control via the Internet using Arduino Reginald started from the simple, yet bold idea to control a bot from anywhere in the world with a live video feed. What I wasn't expecting was for Reginald to develop into an involved, feature rich project. With my work and money, I was able..... Listed under: Internet – Ethernet – LAN Projects, Projects, Robotics – Automation Projects
186.




Hacking a Powerglove using Arduino First of all lets get this out of the way... It's so bad This is going to be showing how to hack the Nintendo Powerglove. By hack I mean tap into the flex sensors and use the buttons and d pad and add anything you want. In..... Listed under: Game – Entertainment Projects, Projects, Sensor – Transducer – Detector Projects
187.




Chur-Robot Electrical Components The electrical components are the five motors and their associated circuits, the buttons, and the thermocouple. The Circuit We are controlling two stepper motors, three servos, a thermocouple, and a set of buttons using an Arduino. Our final circuit diagram looks like this:..... Listed under: Robotics – Automation Projects
188.




Build a Complete AVR System and Play Mastermind using Arduino The game Mastermind has been around a long time, and I remember getting a board version with colored pegs when I was a kid. I love this game, as it is solvable simply by pure logic. One player (or a computer/microcontroller) chooses a sequence of..... Listed under: Game – Entertainment Projects, Projects
189.




Sensor Arduino Lab 2013 This lab most recently revamped by Edgar Berdahl and Wendy Ju. Chris Carlson, possibly Bill Verplank, and others have likely contributed. For this lab you need your Satellite CCRMA kit, a laptop computer with Ethernet adaptor to program it, and some headphones with a mini..... Listed under: Sensor – Transducer – Detector Projects
190.




Universal Remote Laser Tag Blast away your friends for hours on end with this custom laser tag system. Who needs to pay to play in an arena when you can make your very own game? Best of all, no special equipment is required, because the "guns" are regular universal..... Listed under: Game – Entertainment Projects
191.




Arduino from Evil Mad Scientist ATmegaxx8 Target Board I have been making my own Arduino's on strip-board but recently bought some of the Evil Mad Scientist ATmegaxx8 Target Boards. While they weren't designed as an Arduino board they are perfect to use as they have: - places for the crystal and capacitors (XTL..... Listed under: Development Board – Kits Projects, Projects
192.




Computer Controlled Aiming Method Design: The rotational motion produced by the motor is transformed into linear motion through the use of a standard 1/2"-13 threaded rod as a lead screw. To account for angular misalignments in the rod the motor is not attached to it directly, but rather through..... Listed under: CNC Machines Projects
193.




Arduino based Etch A Sketch Laser Cutter In this project I take an Arduino Mini Pro connect it to a custom made Etch A Sketch panel and use it to control a Blacknose laser cutter. The result is hours of crazy laser cutting fun, which we will be taking round most of..... Listed under: CNC Machines Projects
194.




Roll-A-Way Rover using an Arduino Age Group: 13 - 18 My experimental rover that I built from a Roll-A-Way alarm clock that was on clearance for \$5. It can be controlled via the numeric section of a keyboard when the serial port is connected to a computer or a Wii..... Listed under: Clock – Timer Projects, Projects, Robotics – Automation Projects
195.



The Pick and Place Machine for Surface Mount Devices ¿What questions need to be resolved? ¿How to recognize the origin of the table? -- The table is the piece of the machine where you place your board, and is critical for the pick and place operation. I've thinking in a limit switch system. Will..... Listed under: Other Projects
196.



Beginner Arduino The Arduino is a pocket-sized computer (also called a "microcontroller") that you can program and use to control circuits. It interacts with the outside word through sensors, leds, motors, speakers... even the internet; this makes it a flexible platform for lots of creative projects. Some..... Listed under: Development Board – Kits Projects
197.




Design of small scale smart home system DESIGN OF A SMALL SCALE SMART HOME SYSTEM Gabriel Johnson and Chance Kelsoe INTRODUCTION Design of a smart home system with a LabView/Arduino interface In this project we made use of an Arduino Duemilanove and LabView to design an easy to use graphical interface to represent..... Listed under: Home Automation Projects
198.

Arduino WiFi Garage Door Opener Ever come home in the rain to find the door locked and your keys elsewhere? No? Lucky you then! For those who have had such an experience or never wish to, this project will let you open your garage door with nay but a smartphone/tablet/laptop/WiFi-thing..... Listed under: Home Automation Projects, Internet – Ethernet – LAN Projects






199.  Auduino Lo-fi Synth for Arduino Hello again. Today I'd like to show you the Auduino. That's right, the Auduino is a Lo-fi Granular Synth that works on arduino. It uses some analog pins and a digital pin. I had loads of fun making and playing with it so I'd love..... Listed under: Projects, Sound – Audio Projects



200. Ambient Etch-a-Sketch We built a pseudo Etch-A-Sketch emulator that modifies its appearance based on the user's environment – the temperature and light conditions. Instead of only drawing horizontal and vertical lines, we can draw curved lines by changing the slope of the current line to be drawn..... Listed under: Game – Entertainment Projects



201. The iDial – Critical Making Personal Identity Augmentation Device In this critical making project, we will be making a personal iDial, which will give you, the wearer, the ability to reflect on your personal identity in a private space, and then spatially and temporally dislocate your 'private self' into public conversation! You might be..... Listed under: Sensor – Transducer – Detector Projects




202. Using a laser pointer and a matrix LED as a two-dimensional input device Laser Command is a game which I build using a 8x8 matrix LED and an Arduino Mini. This game was developed as a "sample" class project in S10-05833 Gadgets, Sensors and Activity Recognition in HCI. The class is taught by Scott Hudson at Carnegie Mellon..... Listed under: LED Projects



203. Arduino Model Rocket Launcher for 3D Printed Rockets When I was a kid, I loved playing with Estes Rockets, so I decided to get back into the hobby but using all of my maker skizzls. So here's a really cool Arduino Rocket Launcher launching 3D Printed rockets from my MakerBot Rep2! Enjoy! Fully..... Listed under: Game – Entertainment Projects



204. LED Super Mario Piranha Plant using an Arduino We are going to make an Arduino control LED Piranha Plant :) Step 1: What you'll need Arduino Uno 9 Resistors 9 LEDs - Red, Yellow, Orange is best since they need less amperage PIR sensor 9v battery arduino wall plug (you'll be cutting the connection..... Listed under: Game – Entertainment Projects, Projects



205. THE CUBE: A 3D Vibration Jigsaw Puzzle “THE CUBE” is a 3D jigsaw puzzle, with the added feature that a puzzle piece vibrates for approximately a second when it is placed in the correct place in the puzzle. We accomplished this by building an electrical design such that a circuit delivering power..... Listed under: Game – Entertainment Projects




206. DIY handmade Hexapod with arduino (Hexdrake) Hello, I'm David and in this instructable I'll show how I made this hexapod whose name is Hexdrake. Since I was 16 I became interested in electronic and later in robotics. After getting some level and programming skills using arduino I decided to build a..... Listed under: How To – DIY – Projects, Robotics – Automation Projects



207. Relay Motor Control Circuit Connect the Arduino outputs with 5 volt power to the relay coils. Use a separate 9 or 12 volt battery for powering the motor. Connect the 9 or 12 volt power to the relay contacts and the motor. Be sure to avoid connecting the 9..... Listed under: Motor Projects




208. NFC Computer Unlocker Quit pulling your hair out over incorrect passwords. Using an Arduino Leonardo and Adafruit's NFC shield, you can unlock your computer with an NFC card. The Arduino reads the NFC card's unique identifier and once it receives the correct one, it uses the Arduino Leonardo's..... Listed under: Arduino Programmer Projects, RFID - NFC projects




209. I2C Communication With An Infrared Temperature Sensor Introduction Contents [hide] 1 Introduction 2 What You'll Need to Know 3 Things You'll Need 4 Connect the temperature sensor 5 How the Temperature Sensor Works 6 Install the External Libraries 7 Program the Microcontroller 8 Conclusion In this lab, you'll see synchronous serial communication in..... Listed under: Internet – Ethernet – LAN Project Ideas, Sensor – Transducer – Detector Project Ideas, Temperature Measurement Project Ideas

210. Arduino Mini-Shields This is a set of simple, small form-factor, mini-shields that I created almost by accident. As I made more and more of them, I realized that they could be really useful. What started out as a way to use some spare parts, turned into a..... Listed under: Development Board – Kits Projects




211.  Making a program start using a switch Connecting the Switch To connect the switch to the Arduino, you will need the switch, two jumper wires, and a 10kΩ (brown-black-orange) resistor. Once you have all the required parts, you will need to wire the switch to the Arduino using the breadboard. NOTE: The..... Listed under: Arduino Programmer Projects

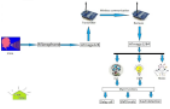


212. ArduinoISP Bootloader/Programmer Combination Shield I started recently to get interested in building Arduino based robots. Since it is a traumatizing process to take any creation apart, I am opting to keep mine alive and kicking. To lower the cost of this strategy it seems obvious to switch from the..... Listed under:  Arduino Programmer Projects, Projects


213.




Arduino Light Following Robot Overview This instructable will use three photoresistors (light dependent resistors) and an Arduino to control the motion of a robot. Any common robot chassis can be used for the robot. The light sensors will be mounted on the left side, right side and front of..... Listed under: Robotics – Automation Projects
214.




A wireless voice-controllable household system Motivation top We design a smart home control system which allow people control their home devices by voice command at home. This is a wireless, voice control system. People could control almost all the facilities at home including lights, fans or even back ground music..... Listed under: Home Automation Projects
215.




Arduino desktop application on java in LAN Description: here we have created an java desktop application using neatbeans. this application turn on led on arduino. this application also work in your LAN. Step 1: Assigning MAc and IP to Arduino board UPLOAD THIS PROGRAM TO ARDUINO. ALSO CHANGE YOUR MAC AND IP..... Listed under: RTOS – OS Projects
216.




Magpi: The Micro Arduino Gaming Platform Interface Here's a retro hand-held gaming console I built with my son. It uses an Arduino micro-controller, a small LCD screen, push-buttons, a 3D printed case and home-grown "PC" board. It's really pretty easy to solder and put together. My son & I wrote two games..... Listed under: Game – Entertainment Projects
217.




Arduino Double Dice Jewelry Box w/ Secret Switch This was a fun project. Push the red button, watch the dice " ROLL " then stop on a random roll most every time. The hart of this game is the ATMEL ATmega328P on a stand alone board. Powered by 4 AA NiMD batteries. Can you..... Listed under: Arduino Programmer Projects, Home Automation Projects, Projects, Security – Safety Projects
218.




D.I.Y Pneumatic Linear Actuators The D.I.Y. movement has many implications for the future of creativity and commerce. The impact of inventing what one needs rather than purchasing it promises to be empowering, fun, and inspirational. In a long term effort to develop dynamic computer controlled surfaces, I began exploring..... Listed under: How To – DIY – Projects
219.




Flashing LED Top Tube Pad for your bike using Arduino Well it's that time of year again. That's right, the sun is going down early, and it's getting hard to avoid logging some miles on your bike after dark. You likely have great lights front and rear already, but what about on the sides of..... Listed under: Car Projects, Game – Entertainment Projects, Home Automation Projects, LED Projects, Projects
220.




Sugarcube MIDI Controller This project is a portable, Arduino-powered, grid-based MIDI controller that boots up into a variety of apps to do lots of things with sound. It has 16 backlit buttons, used as both inputs and outputs to give the controller some visual feedback. 2 potentiometers give..... Listed under: LED Projects
221.




Fun Shway Display using an Arduino Build a nice looking LCD display with buttons for mounting on the wall. Key Features: 2 line by 24 character LCD display controlled with 4 I/O's (74HC164). Back light control of LCD. 6 Buttons connected to 1 analog pin. LM335 and LM334Z temp sensors. Adjustable..... Listed under: LCD Projects, Projects
222.




Build Your Own Sourcemeter This is an explanation and set of building plans for a USB-powered sourcemeter with a personal computer interface. The sourcemeter uses an open-source Arduino microprocessor and the user interface uses the open-source Processing environment. The sourcemeter was designed as a homemade current-voltage (IV) tester to measure the IV..... Listed under: Metering – Instrument Projects
223.




Build a Controllable Coffee Roaster from an Air Popcorn Popper I have a passion for coffee. I also have a passion for electrical engineering. Why not combine them? This Instructable describes how I transformed a hot air popcorn popper into a completely controllable coffee roaster! Follow these instructions to re-purpose and hack your West Bend..... Listed under: Home Automation Projects
224.




Xtreme Buzzwire-4-2 Arduino Jam project This project is part of the Arduino Jam 2012. First of all we would like to thank the organization and especially the main sponsor, Capgemini, which made all of this possible. At the Arduino Jam, during the brainstormsession, we came with the idea to make a classic..... Listed under: Game – Entertainment Projects, Projects
225.




ESM – ExternalSerialMonitor Sometimes I needed an external serial monitor like the Serial Monitor in the Arduino Editor, to see what is going on. So I made one. The first picture shows an example how could be it designed. For the ESM I used an Atmel Atmega328 (based..... Listed under: LCD Projects
226.



Arduino USB LOG: Made a correction/modification Step 3 and added a picture step 5. So many Arduino users have RBBBs(Really Bare Bones Board (Arduino)) or Anarduinios or Boarduinios that could use a USB interface to program and power them but don't want to spend \$15-20 for a..... Listed under: Interfacing(USB – RS232 – I2c -ISP) Projects
227.



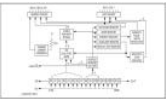
Control TV functions using Analog input and Arduino Have you ever wanted to use a good old knob to control your TV volume instead of repeated button pushing? Or make it controlled by light? Do you want your remote to be replaced by an awesome arduino and let it do the hard work..... Listed under: Home Automation Projects, Projects, Radio Projects
228.




DC Motor Control Using an H-Bridge using arduino Overview In this tutorial, you'll learn how to control a DC motor's direction using an H-bridge. To reverse a DC motor, you need to be able to reverse the direction of the current in the motor. The easiest way to do this is using an..... Listed under: Motor Projects




229.




Digital Clock Introduction This design project utilizes an Arduino MEGA2560 with an ATMEGA1280-16AU microcontroller to create a digital clock. The clock will be able to save time when disconnected from power, and it can be powered from a USB connection or from the wall outlet. The clock..... Listed under: Clock – Timer Projects
230.




AVR Programming Tutorial This tutorial introduces programming for AVR microcontrollers. It uses the ATmega328p found on Arduino boards, but works with straight AVR C and a bare microcontroller. It covers the basic information you need to get started, whether or not you've used Arduino or other microcontrollers previously..... Listed under: Arduino Programmer Projects
231.




Sound Reactive LED Strip THERE MAY BE 9 STEPS BUT I PROMISE THIS ONE IS QUICK AND EASY! In this Instructable I will be showing you how to create a light reactive LED system. In this clip, I used a single color LED strip, but you you can use..... Listed under: LED Projects, Sound – Audio Projects
232.




Power your Arduino with a Hand-Cranked Battery If you've ever wanted to power your Arduino or AVR from a battery for development testing (batteries have different power delivery qualities than, say, transformed AC or even a regulated wall wart in DC) testing but were tired of going through batteries (Hey, I admit..... Listed under: Battery Projects, Projects
233.




Heat-Seeking Desk Fan (using Arduino) Summary: The following is a step by step guide on how to make a Heat-Seeking Desk Fan from an Arduino microcontroller, a computer fan, a servo, and an infrared temperature sensor. The device scans the room periodically, automatically pointing itself in the hottest direction (ideally towards..... Listed under: Home Automation Projects
234.




Proximity sensing mouse wheel scroller using Arduino List of tools: 1. Exacto 2. Arduino Nano / USB chord (Mini-B) 3. Dremel / Drill 4. Paper & Pencil 5. Sharp IR Sensor (2Y0A21 F) 6. Hot glue gun 7. Solder gun / Solder 8. A small mirror Ok so you might ask, why..... Listed under: Projects, Sensor – Transducer – Detector Projects
235.




Make a Desktop Tamagotchi One day I was sitting behind my desk at work and I got that weird need to build something, after looking around for a bit I got my eye on an LED matrix and that sparked an idea in my head : "I WANNA MAKE..... Listed under: Game – Entertainment Projects, LED Projects
236.




Twitter Enabled Text to Speech using an Arduino Let the world know what you're eating for breakfast with an 80's style vocal synthesizer! This project uses an Arduino to send your Twitter stream to a voice generator chip called the SpeakJet. The setup that I use here can also be extended to other..... Listed under: Internet – Ethernet – LAN Projects, Projects, Sound – Audio Projects
237.




Microcontrollers: The Basics Different kinds of computers are designed for different purposes. The computer at the heart of your laptop is optimized for different puprposes than the one in your phone or the one in your mouse. The simplest computers are those that are designed to take inout..... Listed under: Development Board – Kits Projects
238.




Raspberry Pirate Radio This simple hack turns your Raspberry Pi into a powerful FM transmitter! It has enough range to cover your home, DIY drive-in movie, a high school ball game, or even a bike parade (depending on the stragglers). PiFM software not only boldly enhances the capability of..... Listed under: Radio Project Ideas
239.




Arduino Lilypad Slipper Automatic Foot Massager I made a little automatic slipper foot massager with the Lilypad Arduino and some of the Lilypad Vibe Boards for the actual massager. The sensor it uses is a Lilypad Accelerometer that I'm only using as a basic tilt sensor. Essentially it detects when the..... Listed under: Home Automation Projects, Medical – Health based Projects
240.




Holiday Dreidel Light Display for Roof using Arduino This Instructable details how to build a holiday dreidel display for your roof. It uses coat hanger wire, rope light, and an Arduino controller to control a fading demo mode and a "spin" mode. In the demo mode, the symbols fade in and out, going..... Listed under: Home Automation Projects, Projects
241.




LEGO + Arduino = Brickduino (1. the LED) I know LEGO has the Mindstorms-set that probably is great, but wouldn't it be even better (and cheaper) to hack your regular bricks into your own micro controller controlled LEGO? Well I think so! I had this idea for a long time, but to many..... Listed under: Arduino LED Project Ideas
242.




John Doherty's Lab Notebook January 9, 2013 (1 hour): Met as a team after class to discuss preliminary project proposal. January 10, 2013 (2 hours): Met as a team after class to finish writing preliminary project proposal. WEEK 01 SUMMARY Accomplishments: Submitted preliminary project proposal. Weekly Work Total: 3..... Listed under: Internet – Ethernet – LAN Projects
243.



Arduino Robot V2 (Fast) Also Voice Controlled This is my second version of my arduino robot after "Build your first robot". My Second version is slightly complicated as compared to my first one but offers better features. In this instructable I'm going to show you how to build a fast robot which..... Listed under: Robotics – Automation Projects
244.



Breathalyzer Microphone using an Arduino The breathalyzer microphone is a system for the inconspicuous collection of blood-alcohol content level data sets. In other words, you can measure a person's sobriety with a device, that for all intents and purposes, looks no different than a standard microphone. This tool adds new..... Listed under: Medical – Health based Projects, Projects, Sound – Audio Projects
245.



















PowerBox: The Safe AC Power Meter Introduction We designed a device that measures and graphs various aspects of AC power and acts as a computer-controlled remote switch. With the recent push for green energy and environmental friendliness, more and more people are concerned about their personal daily power usage. We developed..... Listed under: Motor Projects
246.


Make an Oscilloscope Using the SainSmart Mega2560 with the TFT LCD shield and the 3.5 “color touch screen This instructable will show you how to build a portable Touch Screen Oscilloscope for less than 40 U\$! The oscilloscope is one of the most powerful electronic instruments that is available to electronics hobbyist, experimenters, and engineers. It is mainly used to measue time-varying signals..... Listed under: LCD Projects, Medical – Health based Projects






247.  Talking Darth Vader Binary Clock In this instructable I am going to show you, how to paint a black and white image of Darth Vader and bring it to life by adding a binary clock and making it talk. If you are not a big Star Wars fan, don't worry..... Listed under: Clock – Timer Project Ideas
248.  Robot shield for Arduino Board The idea behind this post is to bring together some robot designs and transform them in a new device with new hardware and standard software (arduino of course) and so easier to use. These robots have three things in common: a mechanical structure, the hardware..... Listed under: Projects, Robotics – Automation Projects
249.  Small DC Motor Pwm Speed Controller The photo depicts a speed controller, wired on a breadboard which allows you to vary the resistance in the potentiometer in order to, in effect, control the speed of the small DC motor. The big picture problem is creating an efficient PWM motor controller that..... Listed under: Motor Projects
250.  Capacitive Sensing + Open Frameworks + SPACEBREW This is a step-by-step on how to connect Arduino to OpenFrameworks using Spacebrew. More specifically our project focuses on the awesomeness of Capacitive Sensing to alter OF projections to create an awesome tactile experience! What the process will involve: Arduino -> Processing -> SpaceBrew ->..... Listed under: Sensor – Transducer – Detector Projects
251.  Arduino Personal Soundtrack Hoodie This was inspired by Raj's personal soundtrack shirt in Big Bang Theory S3, E16, "The Excelsior Acquisition". You can now buy them online but it's much more fun to make your own and it's possible now that buttons designed for use in electronic clothing are..... Listed under: Home Automation Projects, Projects, Sound – Audio Projects
252.  Programming an ATtiny w/ Arduino 1.0 This tutorial shows you how to program an ATtiny45, ATtiny85, ATtiny44 or ATtiny84 microcontroller using the Arduino software. These are small, cheap (\$2-3) microcontrollers that are convenient for running simple programs. The ATtiny45 and ATtiny85 have eight legs and are almost identical, except that the..... Listed under: Arduino Programmer Projects, Interfacing(USB – RS232 – I2c -ISP) Projects
253.  Charliexpixed LED Clock – Arduino One of my clocks stopped working – and it happened to be a clock my wife likes a lot. Went to the repair shop and the guy said that he didn't have the spare parts and could not repair this. So – I thought –..... Listed under: Clock – Timer Projects, LED Projects
254.  Star Jar Geiger counter triggered LED decoration using Arduino This instructable builds on top of the Geiger counter triggered LED decorations I made last year. This version powers the Geiger counter from the Arduino (itself now powered from a mains adaptor, so I no longer need to keep feeding them batteries) and the LEDs..... Listed under: Calculator Projects, Game – Entertainment Projects, Home Automation Projects, LED Projects, Projects
255.  Arduino Cat Detector SD Card Logger I used: an Arduino Uno a Parallax PIR Motion Sensor and a Seeed Studio SD Card Shield Arduino, shield, sd card, logging shield, storage, logger Check out This instructable on PIRs in case you didn't know what it is: <http://www.instructables.com/id/PIR-Motion-Sensor-Tutorial/> Step 1: Connect your PIR..... Listed under: Memory – Storage Projects, Security – Safety Projects, Sensor – Transducer – Detector Projects
256.  Physical Computing with Arduino Digital pins 1-7 are generally used as input pins and Digital pins 8-13 are used as output pins. Digital pins 9-11 can be used as analog output pins. That is, they can send they can send signal of variable voltage. 5/15/2012 Getting started with Arduino..... Listed under: Calculator Projects
257.  Pi...In A Single Digit using an Arduino Ah yes. It has been a long time since I posted an Instructable...well here goes: It has been a while since I have been motivated to write an 'ible. During this idle time I have been writing, rewriting and editing code as well as designing..... Listed under: LED Projects, Projects
258.  Printer to vinyl cutter hack Vinyl cutters are used in the sign writing industry, and are great for making stickers, signs and graphics. I would like to thank Instructable members silverjimmy and Groover for their fantastic laser cutter instructables, without which I would not of been able to complete this..... Listed under: CNC Machines Projects
259.  Auto reset stuff with Arduino Have a problem with my wireless bridge. It works for a some time then, despite it saying everything it fine, refuses to connect wirelessly. All it needs is to be turned off and on again and it works again (for a while!). I decided that..... Listed under: Internet – Ethernet – LAN Projects, Projects
260.  Automatically water your small indoor plant using Arduino + pump Have you ever wanted a little plant to brighten up your desk or home, but you're afraid that you'll forget to water it? Fear no longer! Using an Arduino, a scavenged wall-wart, and a peristaltic pump, you can set up your plant to be watered..... Listed under: Home Automation Projects, Motor Projects
261.  Solar Module This page maintains the necessary documentation (hardware & software) for recreating the Solar Hardware Module ("Solar Module") using either Arduino UNO or TI Launchpad. Prior to creating the solar module, we performed several experiments using a custom built solar panel fixture. For more information on..... Listed under: Solar energy projects
262.  Arduino Vocal Effects Box This Arduino-powered vocal effects box pitch shifts and distorts incoming audio signals to produce a wide variety of vocal effects. This project is my first experiment with real-time digital signal processing using Arduino. It samples an incoming microphone signal at a rate of about 40kHz, manipulates..... Listed under: Projects, Sound – Audio Projects


263.




Momentary Switch as Digital Sensor In many cases switches are just switches. They directly control the flow of electricity to an appliance, flashlight or mains-voltage lamp. An example of this is the switch on the wall in your living room. In many cases nowadays however, switches are digital sensors, meaning..... Listed under: Sensor – Transducer – Detector Projects
264.




Simple and reasonably accurate pedometer system Our final project for ECE 4760 provides a simple but effective exercise monitoring system of the user's walk or run. With an increase of the number of health conscious individuals hoping to remain fit, we designed a system that allows the user to keep track..... Listed under: Metering – Instrument Projects
265.




Smart Thermal + Arduino Many times we are faced with a heat containing coffee and don't know if the fluid is at the proper temperature and it is impossible to know just by looking at the bottle ended up losing time with a coffee that is cold and we..... Listed under: Temperature Measurement Projects
266.




Bacon Alarm Clock – Arduino This is a project I came up with that was inspired by my love for bacon! This is an alarm clock that is designed to wake you up with the smell of bacon. With the help of an arduino the alarm clock will already have..... Listed under: Clock – Timer Projects, Home Automation Projects
267.




Arduino-Controlled Chemical Foam Spewing Pumpkin If the thought of dozens of tricker-or-treaters in gross-out costumes knocking down your door makes you want to spew, have we got the pumpkin for you! Every time the Arduino-Controlled Chemical Foam Spewing Pumpkin encounters a trick-or-treater at your doorstep, it spews burning chemical foam..... Listed under: Game – Entertainment Project Ideas
268.




Arduino controlled webcam panner This is an instructable to show how to mount a webcam on a servo in a meccano frame and controlling it via an Arduino board. For a while now I was looking to do something more than blinking LEDs with my Arduino. This idea came..... Listed under: Internet – Ethernet – LAN Projects, Projects, Video – Camera – Imaging Projects
269.




Robotic Arm Trifecta (Science Olympiad) In the fall of 2012, we set out to construct a robotic arm for the Science Olympiad competition that would be capable of performing the required set of tasks efficiently and to perfection. This instructable will attempt to guide you through the thought processes used..... Listed under: Robotics – Automation Projects
270.




Interactive Magic Mirror with Candy Dispenser For Halloween 2012 I created an interactive Magic Mirror. The Magic Mirror has a sonar (PING))) sensor that detects when kids are are close. Then the mirror says a few random phrases and automatically drops candy to the bucket. I repurposed my Automatic Candy Dispenser from..... Listed under: Game – Entertainment Project Ideas
271.




Arduino FIO Tutorial Overview The Arduino Fio is a microcontroller board based on the ATmega328P (datasheet) runs at 3.3V and 8 MHz. It has 14 digital input/output pins (of which 6 can be used as PWM outputs), 8 analog inputs, an on-board resonator, a reset button, and holes..... Listed under: Battery Projects
272.




The Motivational Moody Workout T-Shirt using an Arduino I call this project "The Motivational Moody Workout T-Shirt" . Basically what I wanted to do was a t-shirt that makes you want to get out in the open and work out. To make that work, I sewed a LilyPad arduino onto a t-shirt and..... Listed under: Game – Entertainment Projects, Home Automation Projects, Projects
273.




Self-Balancing Robot First of all I want to apologize for my English, if you don't understand something, please, ask. I know that a self-balancing robot is not new, but when i started this project i found a lot of information, but never in the same site, i..... Listed under: Robotics – Automation Projects
274.



Interface and Application Programming My sensors have not been functioning too well with my computer, as every time I try to connect the hello.light or hello.mic boards and run python through my terminal, I either get the error "resource busy", or my computer completely freezes! Therefore, I decided to..... Listed under: Arduino Programmer Projects
275.




Artemis & Apollo: Dancing with Arduino and light detection According to Ancient Greek mythology, Artemis and Apollo were immortal twins born ages ago on a rocky island in the Aegean Sea. Artemis, her hunting bow poised and fleet feet padding the forest floor, reigned as Goddess of the Moon. Her twin brother, Apollo, strummed..... Listed under: Game – Entertainment Project Ideas
276.



Arduino+Stepper Motor Camera Slider This is a trial and error / design and development process which I followed in developing a camera slider for creating time-lapse video clips on my DSLR camera. The idea came from using standard Aluminium extrusions I have available at hardware stores, and create a..... Listed under: Motor Projects, Video – Camera – Imaging Projects
277.

Urban Sensing Networks using Arduino Often government data sets available to us online are taken from major nearby metropolitan areas or infrastructural centers. With an easy to follow introduction to new softwares and technologies the "urban sensor kit" allows anyone to obtain location specific information and share that information with..... Listed under: Sensor – Transducer – Detector Projects



278.  FINAL Touch sensor with arduino The tutorials we used. <http://www.instructables.com/id/Touche-for-Arduino-Advanced-touch-sensing/?ALLSTEPS> <http://www.instructables.com/id/Calm-Relaxed-Interaction-Plant-Plus-1/?ALLSTEPS> Download arduino software and the processing software. From their respective websites. Processing.org arduino.cc All of the supplies we used: (we didn't include the water bottle as a sensing object, and used an inductor instead of a coil) Arduino..... Listed under: Sensor – Transducer – Detector Projects



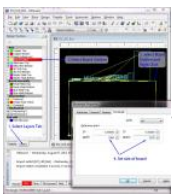
279. Arduino powered Lucky Cat as physical Webcounter Everybody wants to know how many pageviews your own website has. But see what's happening you need some analytics code and stuff like this. I wanted to be connected to the wold when I'm sitting on my couch so I connected my Lucky Cat to..... Listed under: Game – Entertainment Project Ideas



280. RFID touch screen Automated Bar – Barduino v2.0 with Facebook Integration! Got an Arduino? Like parties / alcohol? Can't be bothered to make your own bar quality cocktails? Make a Barduino! Its back, with new features in v2.0: Facebook integration - Facebook registration Page to track and graph drink consumption Touchscreen with gesture support RFID user..... Listed under: Internet – Ethernet – LAN Projects, RFID - NFC projects, Sensor – Transducer – Detector Projects



281. Stripboard Arduino shield for programming ATtiny45 and ATtiny85 This instructable (entered in the Arduino Challenge contest - you can vote for it above) shows how to make a stripboard Arduino shield for programming either ATtiny45 or ATtiny85 microcontrollers with an Arduino, as per these tutorials from the High-Low Tech group at MIT: Arduino..... Listed under: Arduino Programmer Projects, Interfacing(USB – RS232 – I2c -ISP) Projects, Projects



282. Schematic Entry and PCB layout In this lab you will be using a program to enter a schematic and lay out a printed circuit board (PCB) that will then be manufactured. At this point of the semester you don't know enough to design your own circuit, so I am giving..... Listed under: How To – DIY – Projects



283. IMP-ERSONATOR: Electric Imp + Arduino + Wave Shield = Remote Sound File Player This Instructable will demonstrate how to make a remotely activated sound file player. It uses an Electric Imp, an Adafruit Wave shield and an Arduino Uno The Electric Imp enables you to quickly connect devices (including arduinos) to the internet through your Wifi network. The..... Listed under: Sound – Audio Project Ideas



284. Binguino: An Arduino-based Bingo Number Generator Bingo! My granddaughter enjoys playing Bingo, so I went out and bought her a cheap set at a local discount store. The cards and the markers are fine, but the spinner disk for selecting the numbers is a piece of garbage. It flew apart about..... Listed under: Clock – Timer Projects, Projects



285. Intuitive Vibrotactile Feedback Educational Feedback Devices The goal of the project is to come up with an affordable yet generic vibrotactile feedback device to be used for educational purposes. A chemistry learning environment is developed to demonstrate a specific application of our device, in which users can manipulate ions and feel..... Listed under: Internet – Ethernet – LAN Projects



286. Bird Proof Squirrel Feeder & Solar Powered Camera using Arduino The Solar Powered-Bird Proof Squirrel Feeder w\ Camera will allow squirrels to retrieve seeds, nuts, and corn kernels without worrying about those pesky birds stealing all their food. While your squirrel enjoys the spoils of your feeder, you'll enjoy lovely digital photos to entertain and..... Listed under: Home Automation Projects, Video – Camera – Imaging Projects



287. Arduino mood lighting This instructable will show you who to build a rgb lighting system with an arduino. You can also control it with an ipod/iphone/ipad using touchOSC. In my previous instructable I showed how to control one rgb led in this you can control heaps with a single chip..... Listed under: LED Projects, Projects



288. Combination Circuit for Digital and Analog Goals Understand the Analog Signals and use your knowledge to program your Arduino and let it play music Get known of the Seven-segment display and use your Arduino Board together with the Shift Register to control the number. In the Second Week you will be..... Listed under: CNC Machines Projects




289. Animatronic Tentacles with Arduino ***Disclaimer***This instructable is documentation for a work in progress. Although the project is not yet complete, it has reached a place where I believe it can begin to be beneficial to other makers. The concept for this project was spawned when a friend suggested I..... Listed under: Game – Entertainment Project Ideas



290. LilyPad Arduino Sensor Demo Mat This tutorial shows you how to create a sensor demo mat for the LilyPad Arduino. I wanted a place where I could experiment with the different sensors, but also something that I could use to show examples of what can be done without constantly uploading..... Listed under: Sensor – Transducer – Detector Projects




291. Build Your Own BARBOT using Arduino Ever wanted a robotic liquor server? I purchased a Lynxmotion robotic arm last year and an Arduino (deci) to play around with. I had it serial controlled with a joystick and it was a great way to start in robotics. More recently I wanted to..... Listed under: Robotics – Automation Projects



292. Highly maneuverable search and rescue robot Finalized Prototype Shown below is the finalized prototype. The purpose of the prototype was to demonstrate the feasibili small, highly maneuverable search and rescue robot. As such, the completed prototype was successful. Capabilities include a ground speed of 10 inches per second, battery..... Listed under: Medical – Health based Projects, Robotics – Automation Projects

293. How to make and use the arduino as an Isp for an ATtiny85 In this instructable I will show you how you can make your own Atting programming shield for the arduino and then use the arduino as a programmer. Usually If you don't have a shield you can do a breadboard version to program the ATtiny. (Step1)..... Listed under: Arduino Programmer Projects, Projects



294.  DIY Super Bright LED Skate Lights You might remember my first set of lights that I put on my dad's skates. Well those weren't bright enough and they were a lot of work because I didn't know how to make PCBs. In this i'ble I'll cover how to make your own..... Listed under: LED Projects



295. Interactive LED box Project Goal The goal of this project is to create a low resolution display of graphical art that interacts with people who are handling it. My basic idea is to create such a "magic box" with a LED matrix on one side. It should be..... Listed under: LED Projects



296. RoboDolly The Birth of RoboDolly The conception of the RoboDolly can be traced back to my senior year of high school. This aluminum ornament evolved from housing a few flashing lights to displaying a fully handmade LED matrix. The final product was awarded to my robotics..... Listed under: Robotics – Automation Project Ideas




297. Brushless Gimbal with Arduino This is a Spring 2014 Electronics project at Pomona College created by Andreas Biekert and Jonah Grubb. Thanks to Professor Dwight Whitaker, Tony Grigsby and the Pomona Physics Department. Our goal with this project was to create a 2 axis brushless gimbal controlled solely by..... Listed under: Video – Camera – Imaging Projects



298. Plush toy, singing with Mommy's voice This Instructables is about upgrading a plush toy to give it the ability to sing when baby presses its belly. Most importantly : it will not play a stupid pre-recorded music, but actually sing mommy's songs, with mommy's voice ! This project started with two..... Listed under: Game – Entertainment Project Ideas, Sound – Audio Project Ideas



299. Biometric Sensing Computer Mouse In the past five weeks, we have considered and built three projects, ranging from: optical sensing, electromyography (EMG), and galvanic skin response detection. Initially, our project was using an optical sensor and EMG to detect finger movement for applications, such as: playing piano and Morse..... Listed under: Sensor – Transducer – Detector Projects



300. BabyTrackr I found a pressure sensor matrix that we could adapt to a pressure sensor patch on the stomach of the women in labor on this webpage (see below). It gives instructions how to build a pressure sensor by using two pieces of cloth and conductive..... Listed under: Medical – Health based Projects



301. Mechanical Bull for Dolls This mechanical bull was created as a weekend hobby. The creation process was simple and did not last more than two hours. The materials I already had at home. For those who wish to make an equal, will be a good opportunity to recycle materials..... Listed under: Game – Entertainment Project Ideas



302. Custom Arduino Shield and Sensors Overview: This instructable will construct a series of custom sensor modules and an Arduino shield. Such modules are available from many different sources, but fans of the Instructables website would probably find satisfaction in making their own. Each module will be a set size of..... Listed under: Sensor – Transducer – Detector Projects



303. How To Make The Easiest Breadboard Arduino-Compatible Sanguino-Equivalent Okay so the Title is indeed a bit of a mouthful lol ! Ive been needing to mess around with a desire for MORE Input/Output pins than the Arduino UNO and nowadays the UNO uses an Atmega328 microcontroller, & its limited to only about 20..... Listed under: Development Board – Kits Projects



304. Head Mouse – Game controller or disability aid using Arduino My kids wanted to have a head controlled mouse for playing Minecraft - they wanted to move their heads and have the field of view move. I decided that was a challenge I couldn't resist, so I decided to build a movement controlled mouse using..... Listed under: Game – Entertainment Projects, Medical – Health based Projects

305. Build Your Own Arduino Web server The Arduino Ethernet Shield is a sweet toy!!! Everybody, from the beginner who got their Arduino yesterday and hasn't slept since, to the hard core pro who learned c as a second language, can learn how to use the Ethernet Shield and have lots of..... Listed under: Arduino Programmer Projects




306. Open source multi-channel EEG/ECG/EMG Introduction Electrodes on the skin can be used to measure muscle (electromyography, EMG) brain (electroencephalography, EEG) and heart (electrocardiogram, ECG/EKG) activity. These electrophysiological measures are popular for clinical, research and hobbyist applications (such as brain computer interfaces). Most commercial systems are “medical grade” – these..... Listed under: Sensor – Transducer – Detector Project Ideas




307. Connect 4 Binary Clock using an Arduino Welcome ladies and gents! As an entrepreneur, I'm always looking for great projects to share. Myself and two other classmates recently put together a project for our Master's of Engineering program in Technical Entrepreneurship, and we're thrilled to share our vision with you. Remember that..... Listed under: Clock – Timer Projects, Projects




308.




Speech-controlled Game Boy Advance using arduino This is a project I worked on for my electronics class at Pomona College. Thanks to Professor Dwight Whitaker and Tony Grigsby for their help and guidance throughout this project, and credit to Jonathan Wong for the idea for this project! Also, here's a list..... Listed under: Game – Entertainment Projects
309.




Sign Language Translator using Arduino First of all, this project is not finished. We're still trying to improve and fix some problems. Right now, we're only able to translate letters from "A" to "E". The program still have problems while identificating those letters, the values for each of them match..... Listed under: Other Projects, Projects
310.




AC Dimmer Circuit: 46 Green wire is zero_cross signal, goes to Arduino digital pin 2 in. Yellow wire is light dimming signal, comes from Arduino digital pin 11. The LED on board should dim or fade along with the AC light source. Fading will not work until AC power..... Listed under: Interfacing(USB – RS232 – I2c -ISP) Projects
311.




Extra inputs for Arduino with a keyboard The Arduino is perhaps the coolest thing on earth. There are many types, the Uno, the Mega, the Pro, the Pro Mini, etc. etc. But one thing that often can be a problem is that you only have a limited number of inputs and outputs..... Listed under: Game – Entertainment Projects, Interfacing(USB – RS232 – I2c -ISP) Projects
312.




Motion Sensing Digital Camera & Alarm using Arduino Welcome to my instructable on how to make an Arduino-controlled motion sensing camera and alarm! The motivation behind this project, which I worked on in my electronics class at Pomona College, was the need to keep away varmints (particularly raccoons) that were digging up my..... Listed under: Sensor – Transducer – Detector Projects, Video – Camera – Imaging Projects
313.




Easy Electronics Organization using Arduino Like many other electronic enthusiasts I need to have a constant supply of materials in order for us to keep building, hacking, or just playing around with electronics. However as probably any of us have come to realize we need a lot of space and..... Listed under: Home Automation Projects
314.




A Planar 2-DOF Haptic Device for Exploring Gravitational Fields For our project, we built a planar, 2 degree-of-freedom haptic device for educational use. The design is based on a 5-bar mechanism. We wanted to build a device that would have the versatility to teach various concepts, but would still be relatively affordable (as the..... Listed under: Sensor – Transducer – Detector Projects
315.




X-Track – Wireless music visualization and tracker X-Track is a prototype wireless device which connects you to the music, by providing entertainment with its bright beat-synched LEDs and tracking your moves so that you can later learn how much you enjoyed the night, and which parts were especially moving you. Remote wireless..... Listed under: Sound – Audio Project Ideas
316.




Make a Musical Bench using Arduino The Musical Bench is an exhibit which makes music when people touch, kiss, or hold hands. It uses a micro-controller to detect changes in resistance, via the copper armrests, and plays high or low notes depending on how much current flows through you and a..... Listed under: Sound – Audio Projects
317.




Portable Haptics System Hardware Mobile Phone There is a wide selection of mobile phones on the market. For our development, we chose Nokia 6210 Navigator due to its ability to run Java, accompanied by Bluetooth communication, and its small form factor. The phone mainly acts as a remote control..... Listed under: Sensor – Transducer – Detector Projects
318.




Robo-Mobile – A Homemade Bluetooth Robot using arduino Background This robot is one I built to learn. Before this project I did get my feet wet with a few small scale Arduino projects like an ultrasonic robot, (that would move backwards until it was a certain distance away from the wall,) and I..... Listed under: Robotics – Automation Projects
319.




Knockdown Warning Indicator (Redux) This week I continued developing a device that warns of the potential of a knockdown – the process by which an over-canvassed sailing ship is lain over on her beam-ends during a squall. The potential for sinking at this point is high, especially if there..... Listed under: Security – Safety Projects, Sensor – Transducer – Detector Projects
320.



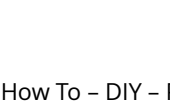
Smartphone controlled Arduino tank using Annikken Andee Hi guys, I am Robin, one of the developers of Annikken Andee. Just a few weeks back we were invited to be a part of Arduino Day Singapore 2014. On the day of the event, we showcased a missile-firing lego-crushing smartphone controlled Tank built using..... Listed under: Phone Projects
321.



Bitcoin Price Ticker (almost) from scratch using Arduino as ISP Hello everyone! I decided to create this tutorial on how to make a Bitcoin Price Ticker. Well, this is only a prototype and I will make a smaller edition with a more pleasant design and some other features at a later time. However, this serves..... Listed under: Internet – Ethernet – LAN Projects
322.



Passive Sensors – Detecting Light and Motion Equipment: Arduino UNO microcomputer, PC with Arduino IDE installed, and a USB cable. CdS PhotoSensitive Resistor(s), 10K Ohm Resistor, and Parallax PIR Motion Sensor Passive sensors detect some physical phenomena and provide some amount of information about it that can be used for action..... Listed under: Sensor – Transducer – Detector Project Ideas
323.




Machine Design The assignmente for this week is to automate the machine assembled two weeks ago. For this Roxanna milled the Arduino's shield for controlling the steppers, but Alejandro found that we haven't all the components for stuffing, specially the A3982 - stepper motor driver, so as..... Listed under: How To – DIY – Projects







324.




Tracking Cat Eyes via Kinect using Arduino This instructable was made as part of the CS graduate course "Tangible Interactive Computing" at the University of Maryland, College Park taught by Professor Jon Froehlich. The course focused on exploring the materiality of interactive computing and, in the words of MIT Professor Hiroshii Ishii,..... Listed under: Game – Entertainment Projects
325.




Simon Game High Level Description: For part 3 of the lab, our group decided to build a “Simon” game. Our game setup uses 3 buttons and 4 LEDs. Each button corresponds to one LED and the 4th LED is used to indicate an error. The game starts..... Listed under: Game – Entertainment Projects
326.




Musical Exercise: Workout Shirt MP3 Player Powered by Exercise using Arduino People love listening to music while exercising. Music provides the motivation needed for individuals to keep exerting energy and get in shape. So, because people enjoy listening to music while exercising, what if an MP3 player only played an individual's music while they are active?..... Listed under: Game – Entertainment Projects, Sound – Audio Projects
327.



ANDROID BASED ROBOTICS While the field of robotics is continuously expanding at a remarkable rate and better performing robots are created every year, robotics still remains out of reach for many students and researchers. The main reasons for this difficulty are the high complexity of the hardware and..... Listed under: Robotics – Automation Projects
328.




Bird Feeder Monitor using Arduino This is a project to monitor the number of birds that visit my bird feeder, as well as record the amount of time spent feeding. I used an Arduino Yún and a capacitive touch sensor, Adafruit CAP1188, to detect and record the birds feeding. On..... Listed under: Home Automation Projects
329.




5x5x5 LED Cube – Orientation Independent 3D Display Introduction Our project, in one sentence, is an orientation independent 3D LED display. We were inspired by various videos on youtube of similar cubes but also by the idea of creating an interactive 3-dimensional display. We built a 5x5x5 LED cube display and controller..... Listed under: LED Projects
330.


Talking Arduino Heart Rate Monitor My partner and I wanted to make heart rate monitor that does more than simply measure a user's heart rate. Our heart rate monitor talks! Each button gives a verbal description of its functionality and makes the measurements visible on the screen. This monitor will..... Listed under: Medical – Health based Projects
331.




SoundBox Group #1 Avneesh Sarwate (asarwate@) John Subosits (subosits@) Joe Turchiano (jturchia@) Kuni Nagakura (nagakura@) Yaared Al-Mehairi (kyal@) Ideas and Sketches Squat Coach – Detects the depth of your squats and assesses your form. Flex sensor is positioned to run up the back of knee..... Listed under: Sound – Audio Projects
332.




Digital I/O with Arduino Boards Readings in Physical Computing Ch 6. pgs 87-136 (this week and next week) Ch 7: Serial Communication [137-143; 149-150; 153-161] Before the lab You should have already successfully installed the Arduino environment on your laptop, built the LED circuit, and successfully load/run the “blink” program to..... Listed under: Development Board – Kits Projects
333.




The Creepy Doll using Arduino Here at Mikamai, we often organise events and hackathons. After the last hackathon, someone left an old doll, and it was kinda creepy... so why not make it even creepier? I decided to put two red LEDs instead of the eyes, and a vibration sensor..... Listed under: Game – Entertainment Projects
334.




Capture the image of a falling object The aim of this project is to create a setup to capture the image of a falling object or any object in motion at a precise time using a DSLR and Arduino microcontroller. It can be done in many different ways, but the method I..... Listed under: Video – Camera – Imaging Projects
335.



Catchin' time using Arduino This tutorial will show you how to build an interactive toy for children. This toy wants to give a boost to children to move and play with friends at home or in a park, instead of watching TV and playing videogames. Catchin' time is a..... Listed under: Game – Entertainment Projects
336.



Sleep n' Tweet Step 1: The Sleep n' Tweet Now I am lucky enough to work at the greatest company in the world as a University of Waterloo, co-op student. It might not even be a company you've heard of yet. They're named Upverter and we are trying..... Listed under: Home Automation Projects, Internet – Ethernet – LAN Projects
337.




Password access with arduino ~~ The complete kit for this tutorial is now for sale at www.razvantech.com Get one! ~~ This instructable will show you how to make a pass-code lock system using the Arduino Mega board. Whenyou type the right code, an LED lights up an the servo..... Listed under: Security – Safety Projects



338.


Make your pet dishes tweet You give your pets everything: Food, water, a home, toys, and love. Why not give them a twitter account? This project allows you to monitor your pets' eating habits and receive alerts when their supplies are low. It's also a cute, fun way to learn..... Listed under: Internet – Ethernet – LAN Projects



339.  Animatronic Green-Winged Macaw Papercraft Hello everybody! This macaw was part of a work of biology at the college of my daughter, who was attempting to educate people not to buy wild animals. This beautiful animal, natural tropical forests of South America, is highly coveted by smugglers. In captivity, unlikely..... Listed under: Game – Entertainment Projects



340. AlarmingTweet This project will add tweeting capabilities to the GE 45142 Choice-Alert Wireless Control Center Alarm system. The alarm system allows you to connect up to 16 different sensors across 4 zones and with the addition of the Arduino powered AlarmingTweet you can enable it to..... Listed under: Interfacing(USB – RS232 – I2c -ISP) Projects



341. Maze Solving Robot In this instructable I will be showing you how to build a maze solving robot. This is actually my 3rd attempt at making one. The first was a complete failure. The second was alright at finding the end of the maze, but it could not..... Listed under: Robotics – Automation Projects



342. USB Mouse Made Out Of A Wii Nunchuck This instructable will describe how to convert a Nintendo Wii Nunchuck controller into a USB 2-button mouse using a Teensy USB. The Teensy USB is a very user-friendly development board that can be programmed in an Arduino environment. The Teensy USB development board and necessary..... Listed under: Interfacing(USB – RS232 – I2c -ISP) Projects



343. Reddit Controller, USB Upvote/Downvote button Not too long ago I saw the “Awesome Button” video on the Make Magazine podcast. In the video Matt Richardson shows how you can take a Teensy development board and turn it into a simple USB keyboard. In his example everytime a button is pressed..... Listed under: Interfacing(USB – RS232 – I2c -ISP) Projects




344. Electric Turtle Robot Be sure to check out my new instructable , the 'little Tank'! Really nice tracked design complete with cut files! update: I've had so much response on this instructable, thanks to all. If you end up making one, please let me know! I'd love to..... Listed under: Robotics – Automation Projects



345. LED Microcontroller Debug Module When it comes to debugging a microcontroller circuit, there aren't a lot of simple options. Since a microcontroller circuit might have multiple things going on at the same time, measuring voltages with a DMM isn't an option. Using an computerized In-Circuit-Debugger solution is expensive and..... Listed under: Development Board – Kits Projects, LED Projects



346. Wise Clock 3 – Arduino-based geeky alarm clock Wise Clock 3 is an open-source, highly hackable geeky clock that shows a lot more than the time. Its main function is to display user-editable quotations retrieved from an SD card (like those used in photo cameras). In addition, Wise Clock 3 can show the..... Listed under: Clock – Timer Projects



347. Giant Leaf Planetarium Have you ever wanted a mini-planetarium for your room? Well now you can! This instructable will help you create a fairly portable planetarium leaf that you can put over a bed, a couch, or anywhere else in your house. All you need is an IKEA..... Listed under: Game – Entertainment Projects



348. ArduRoller balance bot Caveat Emptor: (I don't want to put you off building one but I also don't want you to be disappointed.) This Instructable is now 2 years old. Many of the parts it uses are out of date (there's no drop-in replacement for the now-discontinued gyro,..... Listed under: Robotics – Automation Project Ideas



349. Universal Gripper – Syringe Powered The “universal gripper” developed by researchers from Cornell University, the University of Chicago, and iRobot inspired me to create my own version. The YouTube video is quite impressive. The gripper can form around very asymmetrical and smooth shapes and still pick up the object. I..... Listed under: Robotics – Automation Projects



350. The Touch module – a robotic dog toy The idea was to invent an Arduino-based, robotic toy that my dog could interact and play with. One that could record scores, automatically deliver treats, and grow more advanced as the dog learns to play with it. I wanted to find a task to test..... Listed under: Robotics – Automation Project Ideas



351. Arduino Project Board The Arduino Project Board is basically a board to transfer your ATMEGA168/328 to when you have completed your project and no longer need to use the Arduino as a development board. Simply transfer the programmed chip from the Arduino board to the Arduino project board..... Listed under: Development Board – Kits Projects




352. Turn your Arduino Uno into an USB-HID-Mididevice While building an Arduino Uno based Midi-Controller for Ableton Live, I came across the HIDUINO project (<http://code.google.com/p/hiduino/>). It allows you to turn your Arduino Uno (or any other device using an AVR-USB chipset like the 8u2) into a driverless HID/Midi device. It's much..... Listed under: Interfacing(USB – RS232 – I2c -ISP) Projects, Sound – Audio Projects

353. Rave Rover – Mobile Dance Stage Rave Rover was designed and built to be a portable dance platform for parties, raves, and any other trouble we can get into! I will go into as much detail as I can explaining the entire build process, and where to find parts and other..... Listed under: Game – Entertainment Projects

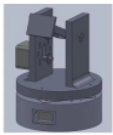




354.  How to hack EEG toys with arduino i had heard a few years back about the ability of hooking up toy EEGs so you can interface them with your computer. I was reminded of this for a project i wanted to do for a class (instructable coming soon ;-)), and i also..... Listed under: Game – Entertainment Projects



355. Building a Portal Turret with motion controlled audio and lighting In this Instructable I'm going to show you how I went about building my very own life size talking Portal Turret from start to finish. This is a fairly in depth project that will cover every stage of construction and all the techniques I used..... Listed under: Sound – Audio Projects



356. Pan/Tilt Motion System for Control Education Pan/Tilt Motion System for Control Education Ricardo G. Sanfelice, University of Arizona Project supported by Mathworks Website developed by Colin Lasharr, University of Arizona Contents Introduction Instructions for Building the System Installation Instructions The Arduino Board Simulink Initial Parameter Identification System Identification for Zenith..... Listed under: Arduino Programmer Projects



357. Hack the Nabaztag using Arduino This is a Nabaztag - Armenian, apparently, for "hare". It's an adorable bunny rabbit packed with sensors and communication devices.... completely unusable. There's people who wrote some interesting software to hack it, and I applaud them: however, I could never actually get my..... Listed under: Game – Entertainment Projects, Robotics – Automation Projects



358. DIY Parking Sensor using Arduino The last time I was home visiting my parents I noticed bumper imprints caused by my mother suburban on the stairs leading up from the garage. Their garage it turns out is just barely long enough to fit their gigantic vehicles. So I decided it..... Listed under: Car Projects, How To – DIY – Projects, Sensor – Transducer – Detector Projects



359. Using Mozzi Library with 5 potentiometers using arduino Getting Started The goal of this project was to create filters and controls to that can manipulate sound that is being generated through an Arduino. Normally Arduino can only generate simple tones that are not useful if you are trying to achieve complex sounds and..... Listed under: Metering – Instrument Projects



360. Arduino Quilting Machine The Arduino Quilting Machine combines the mechanics of a sewing machine, CNC technology and Arduino as an operating system. The project is designed to translate a vector file from a computer into G-code and subsequently into Arduino language which then moves the machine. The project..... Listed under: CNC Machines Projects



361. Diy Xbox wireless controller adapter for Pc This instructable will go over the steps to connect a RF module from an RROD xbox to your computer so you can use a wireless controller with your computer. *****DISCLAIMER***** DONT TRY THIS IF YOU DONT HAVE ANY EXPERIENCE WITH ELECTRONICS/SOLDERING OR COMPUTERS IM NOT..... Listed under: How To – DIY – Projects, Internet – Ethernet – LAN Projects



362. Make a digital “meow” from analog clock using arduino Is your analog clock just not doing enough stuff? Want to do digital things with an analog clock? This tutorial will show you how to make a Kit Cat Clock play a “meow” sound clip, at precise time intervals, using the Atmega 328P-PU via the..... Listed under: Clock – Timer Projects, Home Automation Projects



363. DIY Telepresence Documentation This is the documentation page for the Spring 2012 DIY Telepresence project. Here you will find schematics, software, and guides for the robot. The goal of the project was to design a low-cost, easy to build telepresence robot. Some of the features include: Segway based..... Listed under: Robotics – Automation Projects



364. Total Recall- Arduino Simon Says on steroids Total Recall is a Simon based game for the Arduino. Your basic Arduino Simon Game consists of 4 buttons, 4 LEDs, an Arduino, some code and maybe a speaker and sound effects. Total Recall takes things a step further by adding an LCD display and..... Listed under: Game – Entertainment Projects, Projects



365. Voice Activated LED Lighting with Arduino This project is an extension to the Speech Recognition with Arduino by leandro4b (<http://www.instructables.com/id/Speech-Recognition...>). However, instead of using 3 separate colored LEDs, I used a multicolor 4-channel RGBW LED Emitter. I had the opportunity of working at LED Engin last summer, which is why I..... Listed under: LED Projects



366. The Wondrous Weather Cube We created an Internet-enabled companion cube for your computer, which displays different kinds of information by glowing red or green. Depending on its orientation, and which labeled face is oriented upwards, our companion cube displays either stock readings of the NASDAQ or the outside temperature..... Listed under: Home Automation Projects




367. Laser Pointer Switch using arduino This instructable will detail how to make a switch that uses an arduino to sample light. When the light sample reaches a threshold it will trigger a relay that can be used to turn on/off a small appliance (light, radio, fan, etc...) The parts for..... Listed under: Home Automation Projects, Interfacing(USB – RS232 – I2c -ISP) Projects



368. FabECG: a simple electrocardiogram board Technologies for rudimentary physiological sensing are getting cheaper and easier to implement. Consider, for instance, these non-contact sensors from UCSD which can be used to take an EEG through hair or an ECG through a T-shirt! One can even make a simple oscilloscope to digitize,..... Listed under: Medical – Health based Projects

369. Arduino controlled Rotary Stewart Platform This instructable is about building a Rotary Stewart Platform. It allows to position its moving platform in six degrees of freedom. This specific platform is designed to be able to position a DSLR or any other digital camera. This version of Stewart Platform uses instead..... Listed under: Video – Camera – Imaging Projects





370. DC motors Relays Let's get the math over right off the bat. There are a LOT of attempts to describe how Ohm's Law works, each one nerdier than the last. Here' one I like.
Warning: SFWBN (safe for work but nerdy). V = voltage measured in volts -..... Listed under: Motor Projects




371. ATtiny85 POV Display using arduino The first time I saw a POV (Persistence Of Vision) display was on a show called FAQ on TV. The POV display consisted of an oscillating shaft with 6 LED's mounted on the end of the shaft. Since then I have always wanted to make..... Listed under: LED Projects



372. making art interactive Unfortunately, due to my need to reclaim my arduino and breadboards, we don't have photographic documentation of our circuit. However, the structure of it was rather self-evident. Although we arranged the circuit in a such a way that we could program other functions, but we..... Listed under: Interfacing(USB – RS232 – I2c -ISP) Projects, Phone Projects



373. Control Keyboard & Mouse Android app via Arduino This instructable will show you how to control your computer's keyboard and mouse with an Android app via bluetooth to an Arduino BACKGROUND Ever wanted to control your computer's mouse/keyboard functionality without having to actually sit in front of it? I do all the time..... Listed under: Arduino Android, Internet – Ethernet – LAN Projects, Projects



374. Augmented Water using arduino The Augmented Water device helps you save water by turning red after one Liter. The device, built by @tamberg during a water hackathon, is made from an Arduino, a flow sensor and coloured LED pixels. Video <https://www.flickr.com/photos/tamberg/14346321456/> (thanks kiilo) In case you want to build..... Listed under: Home Automation Projects



375. Blind Maze Navigation using 2-DOF Haptic Joystick The domain of haptics has immense potential as a technology to assist visually-impaired individuals with their navigation of the physical world. In this project, we sought to develop a 2-DOF haptic joystick to provide force-feedback to a user as she attempts to navigate a maze..... Listed under: Game – Entertainment Projects



376. Temperature Displayed on 4 Digit 7 segment using Arduino In this project I'll display the temperature in a 4 digit 7 segment display (common anode). The sensor is the cheapest you can find so actually the temperature changes pretty easily which makes the display to show always different temperatures. But the idea is to..... Listed under: Projects, Temperature Measurement Projects



377. A compact, Arduino altimeter for RC Planes Please vote for this Instructable if you think it deserves it! Thanks! The Ultimate Altimeter is a super-compact, Arduino controlled altimeter capable of measuring the altitude with an accuracy of 0.3 meters, and saving the highest and lowest values it has measured. It is powered..... Listed under: Interfacing(USB – RS232 – I2c -ISP) Projects



378. Wiring Harness for the LCD Panel Assembly of the Female Connector Block The wiring harness has a male and female end. The gender of electrical and mechanical parts is described on this Wikipedia page. The header pins that are soldered into the circuit board for the LCD panel are plugged into..... Listed under: LCD Projects



379. Android Accessories Made Easy With Arduino The Android Open Accessory Protocol makes it possible for you to create custom Arduino-based accessories for your Android phone or tablet. Attend this session to learn how to get started, the hardware & software required and how Handbag makes development easier. Content will be useful..... Listed under: Arduino Android, Internet – Ethernet – LAN Projects, Projects



380. Huge Arduino Animatronic LED Eyeball using arduino I'm currently in the process of making a Halloween contraption that has a few components that are worth documenting. The Huge Arduino Animatronic LED Eyeball is one of them. Background Most animatronic eyeball projects that I found were more or less life-size. They were usually..... Listed under: LED Projects



381. Brain-Computer Interface Introduction Our goal was to build a brain-computer interface using an AVR microcontroller. We decided that the least invasive way of measuring brain waves would be using electroencephalography (EEG) to record microvolt-range potential differences across locations on the user's scalp. In order to accomplish this,..... Listed under: Medical – Health based Projects



382. Happy Androids with Arduino Video instructions Arduino + Android Normally smartphone events are tightly coupled to your phone device itself. When your cell phone is ringing, your phone speaker plays a ringtone. When you get a new text message, your phone displays it on its screen. Wouldn't it be thrilling to..... Listed under: Arduino Android, Internet – Ethernet – LAN Projects, Projects




383. Hack an old iPod using an Android and an Arduino This tutorial shows you how to use an Arduino to turn that old dusty music player into a Bluetooth controlled docking station. Even if it has a cracked screen or a dead battery it can still be used. The following instructions will show you how..... Listed under: Arduino Android







384.




Finalized Prototype Shown below is the finalized prototype. The purpose of the prototype was to demonstrate the feasibility of a small, highly maneuverable search and rescue robot. As such, the completed prototype was successful. Capabilities include a ground speed of 10 inches per second, battery life of..... Listed under: Development Board – Kits Projects
385.




Line Following Robot using arduino This is a Line Following Robot. It follows a black line that is drawn. It is able to detect the black line through one photocell and one analog light sensor. There is an LED in between the two sensors that gives off red light when..... Listed under: Robotics – Automation Projects
386.




AC Dimmer Circuit Overview Simple AC Dimmer circuit for incandescent bulbs. 128 levels of brightness. Parts are relatively cheap! How it Works This is an AC Chopping Circuit. The dim level sets where the AC waveform gets chopped on. More of the cycle makes the bulb brighter, less..... Listed under: Development Board – Kits Projects
387.




The DIY Photobooth with Lighting Control using Arduino This is a tutorial on how to build your own Photobooth. My friend had a wedding coming up and was in need of a Photobooth. Photobooth rentals go anywhere from \$500 - \$1500 so we decided to do our own & hence another DIY Photobooth..... Listed under: Arduino Video – Camera – Imaging Project Ideas, Ideas
388.




Traffic Signal Wiring with Arduino Controller I always wanted an old traffic signal and finally got one recently. However, it was very simply wired so that all the lights were fixed on. What fun is that? I also wanted to try out an Arduino controller and thought this would be a..... Listed under: Interfacing(USB – RS232 – I2c -ISP) Projects, Other Projects, Projects
389.



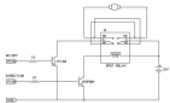
Make a High-Altitude Balloon Tracker (Arduino) One of the coolest projects I have done so-far with my kids is a "near-space" balloon. That's not quite into space itself (100Km+) but so high that the sky looks black and you can start to see the curvature of the earth below you. The..... Listed under: Other Projects
390.




Zigbee Wireless Relay Control and Power Monitoring System Introduction We designed a system for wirelessly controlling relays and monitoring current. This is used for a home load simulation. By wirelessly turning relays on and off by sending commands from a PC to a microcontroller we can change the total load (current) to our..... Listed under: Metering – Instrument Projects
391.




Balancing Instructable Robot using arduino In this Instructable I wanted to show to you how to make a self balancing robot. What makes it unique is that its exterior is made to look like the Instructables Robot. Internally it works in the principle of PID, it is a very popular..... Listed under: Robotics – Automation Projects
392.




Bidirectional motor control One of the simplest ways to get a motor to turn in both directions is by using a double-pole, double-throw (DPDT) relay. Along with the relay, this hookup requires two transistors and two Stamp pins, one for on/off control and the other for direction control..... Listed under: Motor Projects
393.




Fab Lab Barcelona SuperNode [assignment] Add an output device to a microcontroller board and program it to do something. Class syllabus:: http://academy.cba.mit.edu/classes/output_devices/index.html [what i learned /am learning] _ Relearned Arduino installation. _ Work with DC motors and H-Bridge IC with Arduino; and its general concepts. _ About the various..... Listed under: Interfacing(USB – RS232 – I2c -ISP) Projects
394.




LED Matrix Bike Safety Backpack using arduino Biking around cars can be a frightening thing, and staying visible at night is crucial for your safety. This tutorial will teach you how to make a custom LED Matrix Backpack that is much larger and brighter than traditional rear bike lights. Parts You'll Need:..... Listed under: LED Projects
395.



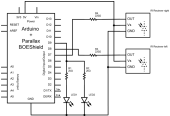
An FTIR Touchscreen Device The DJ Touch is a portable turntable touchscreen and interactive LED display. Our end goal was to produce a low cost touchscreen device, and demonstrate its application in a common consumer application. Out of an interest in electronic music, and with the knowledge of deejaying's..... Listed under: Sensor – Transducer – Detector Projects
396.




Arduino Scouting Robot Summer Project: Arduino Scouting Robot [video id="P6PVLhjQ5FY" type="youtube"] Arduino Scouting Robot Part 1 * 12,9,5 volt power supply recharge it with a 12-volt charger keep power switch on to charge * 2 DC motors operate at 7.2V with a maximum current draw of 3 amps..... Listed under: Projects, Robotics – Automation Projects
397.



Rubik's Cube Solver using arduino This robot that can solve a Rubik's cube using Arduino. I learned how to solve a Rubik's cube last year, and I was also into Arduino, so eventually I ended up with an idea to make my own Rubik's cube solver. Like many people searching..... Listed under: Robotics – Automation Projects
398.




Connecting an IR Sensor Schematic Since the IR Sensor uses a light sensor, the schematic is very similar to that of the light sensor. The only difference is the addition of an IR LED and that the IR detector requires connection to 5V and ground. Breadboard Setup To setup..... Listed under: Sensor – Transducer – Detector Projects
399.




Learn how to use 7-Segment LED Display using Arduino 7-Segment LED Display is a very useful component, but also a very confusing and difficult piece to use for beginners. It won't be difficult once you get it working for the first time. This is what you will get at the end of the tutorial (part..... Listed under: LED Projects, Projects


400.




Bass Master 3000 Carnival Game using arduino The Bass Master 3000 is a game that I built for a work carnival along with a small and very talented team of co-workers. I've seen this type of game on the net, but I wanted to kick it up a notch with some Arduino..... Listed under: Game – Entertainment Projects
401.




L293 Motor Driver and H-Bridges The most common method to drive DC motors in two directions under control of a computer is with an H-bridge motor driver. H-bridges can be built from scratch with bi-polar junction transistors (BJT) or with field effect transistors (FET), or can be purchased as an..... Listed under: Motor Projects
402.




How to connect a servo to the Arduino Servo Cable The continuous rotation servos that come with the BOE Shield-Bot have a 3-wire cable for connecting it to the power and controller. The black wire is the ground, the red wire is the power (positive) and the white wire (sometimes yellow, depending on..... Listed under: Motor Projects
403.




Conversational Gloves using arduino This is what came out of my attempt at combining some of my favorite tools and themes...Grasshopper, 3D printing, kinetic motion, and linguistics. I put these gloves on my friends, asked them to tell me a story, and used Grasshopper to record the data from..... Listed under: Radio Projects
404.




Pneumatic Inverted Pendulum Construction Mechanical structure Compressed air comes from air compressor and goes in the proportional valve. Coming out from the proportional valve, there are two branches of air flow (one is compressor air, the other one is exhausted air) which connect to the air cylinder (pneumatic..... Listed under: Interfacing(USB – RS232 – I2c -ISP) Projects
405.




Make your own TV ambilight using Arduino This is a very easy project. Here is the result I won't go into too much detail how each part works, because I have written some information on my blog. But you should be able to make it work with the information given on this..... Listed under: LED Projects
406.




Step Sequencer Drum Machine Overview [top] As avid audiophiles, we wanted to apply our newly acquired knowledge of microcontrollers to build a fun consumer electronic device. Our project is a step sequencer drum machine. The user is able to program a 16-step percussion pattern using one of a wide..... Listed under: Sound – Audio Projects
407.




Build your own 4x4x4 RGB LED Cube using arduino LED Cubes are awesome. The first one I created was a 8x8x8 blue led cube. It still works like a charm. But being able to display every colour in the spectrum is much more spectacular. Let's start with a small and simple 4x4x4 RGB LED..... Listed under: LED Projects
408.




Programming an ATTiny13A using Arduino & servo interpreter So there I was, browsing eBay, looking for some cheap deals on Atmel chips when i came across a pair of ATTiny13 chips for £2.50. I just had to have them! After all, how hard can it be? I needed a small chip to read..... Listed under: Arduino Programmer Projects, Interfacing(USB – RS232 – I2c -ISP) Projects, Motor Projects, Projects
409.




Retablillo de las Maravillas v1.0 4./ Interactivity & electronics 4.1/ Switches / characters 4.2/ Screen / interface 4.3/ Motor controller 4.4/ I/O controller & interface [4./ electronics] [4.1/ switches / characters] The characters on top of the moving platform function, as interfaces, actually as on-off switches. While standing in its..... Listed under: Robotics – Automation Projects
410.




How to control a Servo using Arduino In this one, servo is programmed to be controlled by two buttons, one turns servo to the left and the other one turns it to the right. When the servo is turning, corresponding LED will be switched on to indicate the operation. Result: Because Arduino..... Listed under: Motor Projects, Projects
411.




Desktop Fist Bumper using arduino This simple device sits on your desk at work, ready to give you fist bumps throughout the day as you need them. A 3D printed "fist" is moved by a servo attached to a rack and pinion mechanism. An ultrasonic range finder detects when you..... Listed under: Battery Projects
412.




Arduino Basic Wifi Project using ESP8266 wifi module Overview ESP8266 is a highly integrated chip designed for the needs of a new connected world. It offers a complete and self-contained Wi-Fi networking solution, allowing it to either host the application or to offload all Wi-Fi networking functions from another application processor. ESP8266..... Listed under: Internet – Ethernet – LAN Projects
413.




\$1.50 Arduino TV Annoyer Hey Arduino fans! Here is an 'ible for making a device that turns TVs on when you want them off, and off then you want them on! If you hide it in something inconspicuous, it would make a great April Fools joke or gag gift..... Listed under: Home Automation Projects, Projects
414.



Katrina And Maya bOunce is a haptics-based learning game system that teaches the concepts behind wave dynamics, and in particular, resonance. The bOunce device (an adaptation of the Haptic Paddle) allows a user to "bounce" a ball in a virtual environment. By feeling the haptic force feedback from..... Listed under: Robotics – Automation Projects
415.




Stereo Audio with an Arduino Recently I've been posting a lot of projects that use an 8 bit resistor ladder digital to analog converter(DAC) and an Arduino to make sound. (see the Arduino vocal effects box, the Arduino drum sampler, and my audio output tutorial). The technique I've been using to make these DACs is..... Listed under: Projects, Sound – Audio Projects
416.

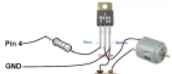


Arduino All-In-One Remote Now you can have all the remotes of your house in a device that fits in your hand with Arduino, never fight for who has the TV remote again! To make it you will need: Arduino (I used a cheap copy of the arduino UNO)..... Listed under: Robotics – Automation Projects
417.

Just Veggin with an Arduino Beetbox Bring Touch Control to the Arduino. Use interesting touch sensors like Carrots or Beets to make a "Beetbox". In this instructable you will learn: * How to use the Cap Sense library to make Arduino responsive to touch * How adding a Wave Shield (and..... Listed under: Projects, Sensor – Transducer – Detector Projects

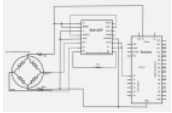




418.  MOTOR SWITCH LED Here is how to connect a motor, a switch and an LED to your Arduino and how to do some checking to make sure that everything works The strategy is to get the circuit going in stages, testing each part as you go. Once everything..... Listed under: LED Projects, Motor Projects




419. Arduino Controlled Lighthouse Overview: I've often thought that a lighthouse would make a great project for an Arduino, and so I decided to give it a try using one of the local lighthouses here in Erie, Pennsylvania as inspiration. I chose the North Pierhead Lighthouse that guards the..... Listed under: LED Projects




420. Working with a Load Cell and an Arduino We built a system that uses eight air-clamping cylinders (McMaster-Carr 62185K64) to push down on a piece of glass to seal it to a sidewall. A number of times, the glass has cracked. So, this project is an attempt to come up with an inexpensive..... Listed under: Interfacing(USB – RS232 – I2c -ISP) Project Ideas



421. LittleGoal: World Cup Match Notifier using Arduino [This Instructable was made at the Taipei Hackerspace littleBits Instructables Build Night.] Can't watch the World Cup football games, but want to know when important game events (ie. goals) happen? Then littleGoal is for you! The littleGoal setup will monitor the game's progress,..... Listed under: Game – Entertainment Projects



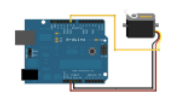
422. Pololu Dual MC33926 Motor Driver Shield for Arduino This shield makes it easy to control two brushed DC motors with your Arduino or Arduino-compatible board. Its dual MC33926 motor drivers operate from 5 to 28 V and can deliver a continuous 3 A per motor. These great drivers also offer current-sense feedback and accept ultrasonic..... Listed under: Motor Projects



423. Stepper Motors Stepper motors are not smooth - they move in "steps". Different motors have a different number of steps to make one complete rotation. You use software to step the motor forward or backward at different speeds. There are two kinds of stepper motor bipolar and..... Listed under: Motor Projects



424. DIY FPV RC Tank V2 [2km RANGE upgrade!] using Arduino Lets build An FPV tank that could be controlled within 2 kilometers! With the help of my best friend ASCAS I was able to borrow his old parts for this updated version. Ok So Roverbot version 2 is a highly educational Arduino based ATV-drone. It's..... Listed under: Game – Entertainment Projects



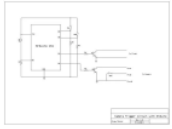
425. Sweep Sweeps the shaft of a RC servo motor back and forth across 180 degrees. This example makes use of the Arduino servo library. Hardware Required Arduino Board (1) Servo Motor hook-up wire Circuit Servo motors have three wires: power, ground, and signal. The power wire..... Listed under: How To – DIY – Projects, Motor Projects



426. DIY GPS Tracked Bike Lock using Arduino Having just purchased a half decent bicycle, and living in a city with a bike theft rate almost as high as New York, I wanted to have peace of mind that if a thief with an angle grinder were to cut through my U-lock..... Listed under: Car Projects, GPS Based Projects, Security – Safety Projects



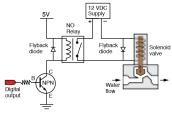
427. Critter Twitter Trap using Arduino Havahart traps are really nice if you have pests to rid your home of but you don't feel the need to do this through means of killing the animal. The problem we are faced with is constant monitoring of the trap. If you forget to..... Listed under: Internet – Ethernet – LAN Projects



428. Capture the image of a falling object using Arduino The aim of this project is to create a setup to capture the image of a falling object or any object in motion at a precise time using a DSLR and Arduino microcontroller. It can be done in many different ways, but the method I..... Listed under: Video – Camera – Imaging Projects



429. LED Binary Clock using an Arduino A Binary Clock! I was recently looking at some binary clocks and I felt like Why not? I have everything to make one and I don't have a clock in my room. So I decided to build one and here it is. Hope you Like..... Listed under: Clock – Timer Projects, Projects



430. Wiring of the Solenoid Valves Overview of Wiring for the Salinity Sensor Other pages describing fish tank wiring: Connect electrical power to the pump and the breadboard Connect the salinity sensor to the breadboard and Arduino Connect the solenoids to the cascade control circuit (this page) Return to the main..... Listed under: Interfacing(USB – RS232 – I2c -ISP) Projects



431. Cheap wireless transmission between two Arduinos with Infrared Hi all, For a project, I was looking for a cheap solution to send data from an Arduino to an other one. The serial port was already taken, and my transmission (unidirectional) needed to be wireless. My researches has brought me to discover these kinds..... Listed under: Internet – Ethernet – LAN Projects



432. Bug-Catching Spider in Web using Arduino Part 2 This project is a collaboration between idesigner4 and bhasudha(me), students in the Fall 2012 course Things That Think (CSCI 7000) at The University of Colorado - Boulder. The story of our bug-catching spider automaton goes like this: A giant evil spider resides in a big..... Listed under: Internet – Ethernet – LAN Projects, Projects, Security – Safety Projects

















433. Hack a TowerPro Micro Servo to Spin 360 / Continuous Rotation Hey guys! Since I've got my servos, I've had two that I set aside for hacking. So, coming to my favorite website for help, I was sorely disappointed when I couldn't seem to find any instructables on how to mod a micro servo. After viewing..... Listed under: Motor Projects



434. Arduino R/C Lawnmower What this is: This instructable will show you how to make your Arduino into an R/C interface that you can use for just about anything requiring remote control. I will also show you how I built an R/C lawnmower using my Arduino, a cheap R/C transmitter and..... Listed under: Home Automation Projects, Projects



















435.  RGB LED Tutorial (using an Arduino) (RGL) using arduino LEDs are great. But with any project there comes a point where flashing is simply not enough. For these cases an RGB (Red, Green, BLue) LED is the answer. With an RGB LED you'll be able to produce any colour glow your heart desires. At..... Listed under: LED Projects
436.  Darkness Map Data Collection Device The Darkness Map encompasses both data collection and visualization of nighttime light levels. You can add to the map by downloading the app for iPhone or Android, but you can also contribute data by creating your own data collection device. This tutorial will cover how..... Listed under: Sensor – Transducer – Detector Projects
437.  Say Hello with My Roommate Mouse with Arduino I live alone in a small house in Shenzhen, and i really I love this graceful and dynamic city. As an software engineer, I have no girlfriend yet, and usually nobody visit my room, I really love this because I do not need to clear..... Listed under: Game – Entertainment Project Ideas
438.  Arduino-based line follower robot using Pololu QTR-8RC line sensor UPDATE FEB 2012: This guide is featured on Adafruit's blog <http://www.adafruit.com/blog/2012/02/14/arduino-based-line-follower-robot/> This is Faz3a II, my first line-following robot, which I also hope to use for maze-solving. I used the Arduino Uno, Adafruit motor shield, Pololu's QTR-8RC line sensors and motors. You can build a..... Listed under: Projects, Robotics – Automation Projects, Sensor – Transducer – Detector Projects
439.  RGB LED Rainbow Fader using an Arduino Introducing the RainBoard: A simple RGB LED Rainbow fader using an Arduino Uno and a few simple components. Believe it or not, we will control 45-channels of RGB LEDs at 32 brightness levels using only 3 digital pins from the Arduino! How is this possible..... Listed under: Game – Entertainment Projects, Home Automation Projects, Projects
440. Window Painting Robot (arduino, processing, accelerometer) The idea for this project came from one of my favorite 'ibles: the polargraph. I loved the drawing style and thought how cool would it be to do this on the side of a building? Unfortunately the challenges to setting up such a large polargraph..... Listed under: Home Automation Projects, Robotics – Automation Projects
441.  Kaleiduino: A Battery Powered Arduino LED Kaleidoscope Hello everyone, and welcome to my Instructable! This instructable will show you how I made the first ever DIY Arduino controlled "LED Kaleidoscope"! What is an LED kaleidoscope? Well, our traditional kaleidoscopes used 3 mirrors joined as a triangle with stuff like sequins and stolen..... Listed under: Battery Projects, LED Projects
442.  Using The PCF8575 i2c i/o Expander To Read Inputs With Arduino This Instructable will show you just how easy it is to add extra inputs to your Arduino. You can use this technique to add hundreds of extra inputs to your Arduino with only two wires by using a fancy communication protocol called i2c (eye-squared-see). Step..... Listed under: Sensor – Transducer – Detector Projects
443.  Robotic Spider V8 I needed a project that would use all my servos, so I decided to make the do-nothing, worthless spider. If you have fischertechnik and servos to waste, this is the project for you! Really, this flopping spider makes for a great learning project. The main..... Listed under: Robotics – Automation Projects
444.  Laser Cut Sphere-O-Bot using Arduino The Sphere-O-Bot is a simple 2 axis CNC machine that can draw on most spherical surfaces. You can use it to decorate ping pong balls or eggs.This design is based on the 3D printable Sphere-O-Bot. By building your Sphere-O-Bot using a laser cutter, you can..... Listed under: Robotics – Automation Projects
445.  Arduino controls cheap RC car transmitter OBJECTIVE Cheap Chinese RC toy cars can be had for about 5 Euros in the local market. The wireless brains behind the majority of these cheap RC toys is a pair of very cheap ICs the TX2 and the RX2. Yup, that's what they are called. So this..... Listed under: Car Projects, Projects, Radio Projects
446.  Arduino Ping Ultrasonic Range Finder Code The Ping))) is an ultrasonic range finder from Parallax. It detects the distance of the closest object in front of the sensor (from 2 cm up to 3m). It works by sending out a burst of ultrasound and listening for the echo when it bounces..... Listed under: Projects, Sensor – Transducer – Detector Projects
447.  Internet Devices for Home Automation This instructable shows the principles involved in making devices to control home automation over the internet. We're going to construct a device (or several of them), that talk to each other over the internet to control lights, motors for curtains/blinds, power sockets etc. In contrast..... Listed under: Home Automation Projects, Interfacing(USB – RS232 – I2c -ISP) Projects
448.  Arduino based Bi-color LED Matrix Audio Spectrum Visualizer After we came up with the Bi-color LED Matrix Driver Module kit, we have been looking around for interesting projects to work with it. You may be interested in some of the projects we have put up at instructables using this LED Matrix kit. Instructable..... Listed under: LED Projects, Sound – Audio Projects
449.  Breathalyzer using an Arduino What is a breathalyzer you may ask? It is a device for estimating blood alcohol content (BAC) from a breath sample.In simple terms it is a device to test weather a person is drunk or not. As the title suggests it runs on the arduino.Our breathalyzer..... Listed under: Medical – Health based Projects, Projects
450. Magic Light Capacitance Sensor using an Arduino This was my very first arduino project. Its great for beginners. Fade the color or the lights my moving your hands near it. It fades from a pretty purple blue to a firey red-orange. Its was SUPER easy to build, not to hard to write..... Listed under: LED Projects, Projects, Sensor – Transducer – Detector Projects






451.  LED Flipbookit: full color and brightness control with an Arduino Step 1: Gather the materials Materials: - addressable RGB LED strip : I used a new variety of three conductor WS2811 strips. - an Arduino : I used a Arduino Leonardo. Any 5vdc Arduino should be adequate. - 4 AA batteries and a battery holder..... Listed under: LED Projects
452.  Infinity Mirror Clock using Arduino Ever since my addressable RGB LED strips (WS2812B) came from Aliexpress, I've been fascinated with LED projects. Following up on my success with my Charlieplexed LED clock, I wanted to create something with more Jazz.. While browsing google images, I came across an instructable for..... Listed under: Clock – Timer Projects
453.  How to Make a PIP-Boy using an Arduino So what exactly is a PIP-Boy, you ask? For those unfamiliar, a PIP-Boy is a device used by the protagonist in the popular Fallout series of video games for navigation, radiation detection, data storage/playback, and inventory management. Being a major fan of the franchise, I..... Listed under: Game – Entertainment Projects, Projects
454.  Experimenters Guide for Arduino as Performed at OIT Resources Adafruit ARDX - v1.3 Experimentation Kit for Arduino Experimenters Guide for Arduino (PDF) Bread Board Layouts (PDF) Arduino Tutorial Bundle (Instructable) This Arduino Tutorial is going to be very similar to the Arduino Tutorial Bundle Instructable but because we are working on this in..... Listed under: Other Projects, Projects
455.  ZAPpelin, or how to train your blimp with an Arduino and IR remote Is it flying seal? A flapping alien? No it's a ZAPpelin, an Arduino controlled indoor blimp, setup to learn in the signals from an IR remote to command it. This project came to life at the third Arduino Jam Februari 15th to 17th 2013, at Timelab,..... Listed under: Game – Entertainment Projects, Radio Projects
456.  Digital Zoetrope using Arduino A zoetrope is a mechanical device that animates a series of pictures by spinning them fast enough that the images appear to merge together and move, My digital zoetrope works on a similar principal, by flashing the LEDs while they are spinning it is possible..... Listed under: Video – Camera – Imaging Projects
457.  The machine of answers Should you ask your boss for a raise? Call that cute guy you met at a party? Sell your stock? Wouldn't it be nice to have a handy method of handling some of life's more pressing dilemmas? This machine give you the answer to all..... Listed under: How To – DIY – Projects
458.  ABC 123 Toddler Trainer using Arduino Here is a kid tested and teacher approved trainer for the kids in your family and / or extended family that are learning their ABCs and their 123s. It was kid tested on my granddaughter, who really loves it, and was approved by my wife,..... Listed under: Home Automation Projects
459.  Aergia: Android controlled TV Remote(with Speech Recognition) using Arduino Have you ever faced this situation while sitting on your favorite spot on the couch or recliner, comfortably watching your favorite TV program? You're snugly tucked under the blanket, the air conditioning is pleasantly cool, the sun outside is shining it's delicate warm golden rays..... Listed under: Arduino Android
460.  The Arduino AA Undershield I recently bought an Arduino Diecimila board. It's awesome and the applications, you can use it for or with is almost unlimited. However there's a problem when you want to use it in portable applications. You can use the Liquidware lithium backpack, which is a..... Listed under: Development Board – Kits Projects, Projects
461.  Bluetooth RGB Shelf Lighting using Arduino Being the giant fan of LED's that I am i'm always trying to come up with new ways I can put them throughout my house. Today i'm going to show you how to create a simple, yet extremely eye catching, RGB Bluetooth controlled Shelf lighting..... Listed under: Home Automation Projects, LED Projects
462.  L.O.G. \$10 Arduino There are probably thousands of articles on making an Arduino. So who needs another Arduino? Well, this Lazy Old Geek(L.O.G.) needs one. Here's the features I would like: Features: Low cost More permanent than a breadboard Not a custom PCB More prototyping area than a..... Listed under: Arduino Programmer Projects, Projects
463.  Love Gauge I'm working together with my wife. But sometimes one of us has an external appointment. So, if one of us is thinking about the other, we want to show it together. For this, I have made an Love Gauge for us. It stands on our..... Listed under: Other Projects
464.  Arduino Powered Autonomous Vehicle A few months back I started playing around with Arduino micro controllers as a learning exercise (and for fun); this project is the culmination of that. The goal of the project was to create a vehicle that can autonomously navigate through a series of waypoints..... Listed under: Car Projects








465.  Emotidora: Hats with Emotions using Arduino This project, Emotidora, will help a user express his/her emotions about events in day-to-day life. Weve all been in situations where something very exciting or unfortunate has happened to us and we want to share it with other people. This usually involves the expression of..... Listed under: Game – Entertainment Projects, Home Automation Projects, Projects


466. Traffic Signal / Stop Light Wiring with Arduino Controller I always wanted an old traffic signal and finally got one recently. However, it was very simply wired so that all the lights were fixed on. What fun is that? I also wanted to try out an Arduino controller and thought this would be a..... Listed under: Other Projects





467.  WAVEbuoy using Arduino The WAVEbuoy is a arduino lamp connected to the internet that displays the current wave height of any of the National Data Buoy Centre's wave buoys. This lamp is currently connected to the Sevenstones Lightship buoy that gives an indication of swell approaching Cornwall in..... Listed under: Home Automation Projects


468.  Arduino Keyboard and Mouse Control Code This example illustrates the use of the Mouse and keyboard libraries together. Five momentary switches act as directional buttons for your cursor. When a button is pressed, the cursor on your screen will move, and a keypress will be sent to the computer. Once you..... Listed under: Interfacing(USB – RS232 – I2c -ISP) Projects, Projects


469.  Arduino ADK LED Lighting Have you ever wanted to control electronics with your smartphone? The Arduino ADK (Android Development Kit) is the Arduino Mega with a built in USB host device, ready for your smartphone to be plugged in! We'll make a simple introductory project with a few LED..... Listed under: LED Projects, Projects


470.  Arduino Based Temp and Humidity Display The temperature in my office at work varies quite a bit depending on the time of day, season, and the whims of the other people I share the floor with. When I'm sitting at my desk shaking uncontrollably or sweating profusely it would be nice..... Listed under: Temperature Measurement Project Ideas


471.  Pixel Drop Ceiling using Arduino In our living room we have a small patch of drop ceiling right in the middle of the room, basically a giant piece of duct tape to cover up bad carpentry. It was constantly getting water damage from what looks like a giant hole in..... Listed under: Home Automation Projects


472.  Arduino Leonardo Pinout Diagram Arduino Leonardo Introduction: The Arduino Leonardo is a microcontroller board based on the ATmega32u4 (datasheet). It has 20 digital input/output pins (of which 7 can be used as PWM outputs and 12 as analog inputs), a 16 MHz crystal oscillator, a micro USB connection, a power jack, an ICSP..... Listed under: Pinouts


473.  Push-button using an Arduino Pushbuttons or switches connect two points in a circuit when you press them. This example turns on the built-in LED on pin 13 when you press the button. image developed using Fritzing. For more circuit examples, see the Fritzing project page Connect three wires to the Arduino..... Listed under: How To – DIY – Projects, Projects


474.  Create an internet controlled robot using Livebots Here you will learn how to create an internet controlled robot or other installation using Livebots. Livebots is a project I'm working on which consists of an easy to use website for all the robots that people can interact with through the internet. As an example I..... Listed under: Robotics – Automation Projects

475.  Model Airplane Autopilot using Arduino Hi All! I am twenty years old. I picked up my arduino for the first time this Christmas, and I've been keeping busy on my arduino applications so that I can bring you this instructable. I hope that it helps!!! The purpose of this project..... Listed under: Game – Entertainment Projects, Projects

476.  Using the Arduino Uno to program ATTINY84-20PU Using the Arduino Uno to program ATTINY84-20PU (Newark item # 68T3783). This Instructable shows how to use the Arduino platform to work with physically smaller processors, such as the ATtiny84 (84/44/24), ATtiny85 (85/45/25), and ATtiny2313. This example is specifically for the ATtiny84-20PU processor (Newark item..... Listed under: Arduino Programmer Projects, Projects

477.  Home Made Bezel / Window for LCD, LED, TFT Displays. I've been working on a project that used a 16x2 LCD display and wanted a nice finish that also allowed me to seal against water and other liquids. I also needed impact resistance, low cost and the ability to be changed easily if worn or..... Listed under: LCD Projects, LED Projects


478.  MaKey MaKey Monome using Arduino Objective: build a monome - a complex electronic music instrument - using easy-to-learn, inexpensive components and a process that's so easy a kid could do it. Gist: This touchscreen music instrument is essentially 4 parts: MaKey MaKey (or Arduino) Neopixels copper tape cardboard Sound is..... Listed under: Interfacing(USB – RS232 – I2c -ISP) Projects, Sound – Audio Project Ideas


479.  Arduino and Xbee wireless setup The Arduino Wireless shield allows your Arduino board to communicate wirelessly using Zigbee. This documentation describes the use of the shield with the XBee 802.15.4 module (sometimes called "Series 1" to distinguish them from the Series 2 modules, although "Series 1" doesn't appear in the official name..... Listed under: Interfacing(USB – RS232 – I2c -ISP) Projects, Projects





480. Arduino or Twitter Mets Apple Whenever I go to Citi Field with my kids to see the Mets, they go crazy for the Home Run Apple.To me, the Apple is part of what makes baseball exciting for kids. Even though my kids may not watch most of the games, I..... Listed under: Internet – Ethernet – LAN Projects





481.  Control Fluorescent Lights with a Laser Pointer and an Arduino A few members of the Alpha One Labs Hackerspace do not like the harsh light given out by fluorescent fixtures. They wanted a way to be able to easily control the individual fixtures, perhaps with a laser pointer? I got right on it. I dug out a..... Listed under: Sensor – Transducer – Detector Projects


482.  How to make your own Arduino board If your are like me which I am guessing you are, then ever since you got into doing stuff with arduino you have wanted to make your own arduino board. You may be surprised to find out that making the prototyping board is actually very..... Listed under: Development Board – Kits Projects, How To – DIY – Projects, Projects


483.  Polydexter: Arduino Robotic Translation Arm Polydexter was the introductory project in the Creative Architecture Machines (CAM) advanced options architecture studio at the California College of the Arts (CCA), taught by Jason Kelly Johnson (co-founder of Future Cities Lab) and Michael Shiloh. Parts developed for this robot would go on to..... Listed under: Robotics – Automation Projects


484.  Boot Bot Arduino Bootload Shield The Boot Bot Shield lets you burn the arduino boootloader onto a blank Atmega 328 chip. The bootloader is that magic piece of software that turns a mundane chip into the open source programmable miracle known as the arduino. Blank chips cost a few dollars..... Listed under: Projects, Robotics – Automation Projects


485.  Arduino Power outlet with exposed pins I found my self often trying to plug stuff at home with Arduino. So I thought it would be good to have a system that you can just plug your sensor, plug the appliance and code something to see how it goes. I never liked..... Listed under: Home Automation Projects, Sensor – Transducer – Detector Projects


486.  Arduino Orb Build Warden An Arduino based Ambient Orb designed explicitly for monitoring Source Code Autobuild systems. This orb can easy be repurposed for monitoring really anything that can have alerts from time to time. Step 1: Purpose Some time ago a co-worker passed me an article about "Extreme..... Listed under: Other Projects, Projects


487.  Spinning Tardis with blinking LED (Powered by littleBits) using Arduino Construct a Tardis that spins and blinks! Total Build Time: 30 mins · Coding: 5 mins · Construction of the Tardis: 20 mins · littleBits LED and motor assembly: 5 mins Tardis.wmv(320x240) 10 KB Step 1: Gather all needed parts. LittleBits: · (2) Wires ·..... Listed under: LED Projects


488.  4x4x4 RGB LED Cube using Arduino A while ago, when I first started using Arduino, my first project was a 4x4x4 LED cube, I built it from a Guide I found here in Instructables, I didn't know anything about programming, and little about electronics, yet I was able to build it..... Listed under: LED Projects, Projects


489.  Simple Basement Security System using Arduino In this project I will show you how to build a very simple security system for all kinds of rooms. It might be simple but still effective. It is based around an Attiny85 and uses a reed switch and a key switch as inputs to..... Listed under: Security – Safety Projects


490.  Monitor – Thinking Skins using Arduino This project was part of Multimodal Media Madness 2014, hosted by the chair for Computer Aided Architectural Design (CAAD) and the Media Computing Group of RWTH Aachen University. For more Thinking Skins, please check this page: http://hci.rwth-aachen.de/m3_ss14 Given were small shared space containers for 6/8..... Listed under: LED Projects


491.  Make Voice Call using Arduino This sketch connects a voice call from your GSM shield and Arduino to a remote phone number entered through the serial monitor. You'll need to attach a speaker and microphone to hear the connected phone and send your voice. First, import the GSM library..... Listed under: Phone Projects, Projects, Sound – Audio Projects

492.  Arduino Peak Power Tracker Solar Charger This project is an update of my original Peak Power Tracker Battery Charger Project. It is designed to control a 12V solar panel charging a 12V lead acid battery. The updated version of this project uses the Arduino Duemilanove development board (from www.sparkfun.com) as the..... Listed under: Battery Projects, Projects

493.  Ping Organ using an Arduino I was trying to think of a quick toy I could build for my kids. I came up with this idea of an ultrasonic range finder, an Arduino, and a speaker. Basically the Arduino plays a tone out of the speaker based on the distance..... Listed under: Game – Entertainment Projects, Projects


494.  Papercraft Automata Race Game littleBits Circuit using Arduino This instructable will show you how to create a game using littleBits. The game will start with a sound trigger. Each player will have to press a button repeatedly. The first person to press their button 25 times wins. A buzzer will sound to end..... Listed under: Game – Entertainment Projects

495.  Game Controllers using Arduino This instructable will teach you how to construct homemade game controllers for personal games, education aids, or anything you want system uses 4 controllers which send signals to a central hub which holds an Arduino. It was designed for use with a game called..... Listed under: Game – Entertainment Project Ideas, Ideas


496.  Arduino decision box (Attiny85) So I was a bit bored this weekend (actually I wrote this some months ago) and since I had ordered a bunch of Attiny85 chips the week after I decided to make a quite random project with them. This is a decision box, it takes..... Listed under: Interfacing(USB – RS232 – I2c -ISP) Projects




497.




RGB LED with Arduino 101 To Learn about the basic LED usage practice, read here. What is a RGB LED? With an RGB (Red Green Blue) LED you'll be able to produce any colour that is flashing everyone's eyes. At first glance, RGB LEDs look just like regular LEDs, however, inside the usual..... Listed under: LED Projects, Projects
498.




SmartMesh – Arduino and Android Controlled Pneumatic Facade This project was part of Multimodal Media Madness 2014, hosted by the chair for Computer Aided Architectural Design (CAAD) and the Media Computing Group of RWTH Aachen University. For more Smart Skins, please check this page: http://hci.rwth-aachen.de/m3_ss14 During this project, the students were asked to..... Listed under: Arduino Android
499.




How to use the IR library with an attiny using Arduino This Instructable will tell you how to use the IR (infrared) library on an Attiny. I will be using an Attiny85 with an Arduino Uno. I won't cover how to upload sketches to the Attiny just how to use the IR library with it. the..... Listed under: Interfacing(USB – RS232 – I2c -ISP) Project Ideas
500.




LED Pattern Hat using an Arduino This is a (moderately) simple Arduino project that is a spectacular display from LEDs - that you can wear on your head! It also uses a program that is not intricate at all, so you can modify it for different patterns and cycles. It's also..... Listed under: Game – Entertainment Projects, Projects
501.




DIY Android Home Automation Box Here's a little show and tell of my Android controlled home automation box. It's a small extension box that's controlled by an Android smartphone. You can turn the individual outlets on by tapping a button from the app or use the speech recognition app, found..... Listed under: Arduino Android, Home Automation Projects
502.




Use foot switch to open Linux terminal using an Arduino So here is how i made my foot pedal used to start Linux terminal using an Arduino. It's made because I am board of pressing the terminal icon with my mouse. P.S. Sorry for my English. I am from Croatia. Tools needed: -Soldering iron and..... Listed under: Projects, RTOS – OS Projects
503.




Musical Table using Arduino The Musical Table is a toy table that allows kids to play musical phrases by moving toys around the surface. Each of seven switches can play different musical phrases in four bases, making 27 different musical phrases in total. Some of the phrases are..... Listed under: Home Automation Projects, Projects, Sound – Audio Projects
504.




ARDUINO WIRELESS HOME SECURITY SYSTEM In this project I will discuss how you can make a cheap wireless home security system.Though during starting of this project the main objective was only for security alarm but later I found this device can be used to solve several problems.These are the few..... Listed under: Home Automation Projects, Security – Safety Projects
505.




Assembling the ZIFduino USB 1.2 The ZIFduino, for all intents and purposes, is an Arduino with a ZIF socket. It's geared toward those that want to do prototyping on the platform, but then move the ATmega chip to a stand-alone environment. The pin layouts are exactly the same, so it..... Listed under: Interfacing(USB – RS232 – I2c -ISP) Projects, Projects
506.




Robot Arm Set using Arduino I made use of Smart Tank Chassis in the past 4 projects and I wanna do something very different. After searching in google and consider different stuffs for a couple of days, I found the Robot Arm Set. It looks awesome! It provides servos, servo..... Listed under: Robotics – Automation Project Ideas
507.




Using Servo Motors with Arduino In this instructable, I am going to show you what a servo motor is, how to use it, and ideas for starting projects using it. I used arduino to control my servo, I added how to use a 555 in some of the later steps..... Listed under: Interfacing(USB – RS232 – I2c -ISP) Projects, Motor Projects, Projects
508.




How to build a whole home energy monitor using Arduino This page and linked pages detailed below document how to build whole house energy monitor that has a display for easy, quick access to current energy use information, usb datalogging for detailed long term data storage and Internet connectivity for online graphing. First a quick..... Listed under: Home Automation Projects, How To – DIY – Projects, Metering – Instrument Projects, Projects
509.




Internet-Controlled RC Car using Arduino The Internet Controlled RC Car allows you to remotely drive around a small rc car from wherever you may be and see where it is going. This is fun because you can remote explore whatever space you leave it in, or hand over the keys..... Listed under: Car Projects, Game – Entertainment Projects, Internet – Ethernet – LAN Projects
510.




Arudino- No Blinky So you just bought this Arduino kit or Arduino-clone kit. You spent hours inserting parts and soldering components. You connect everything up and turn it on and stare at the little LED. You wait a second and nothing happens. You wait a minute and still..... Listed under: Development Board – Kits Projects, Projects
511.



Arduino Seismic Activity Monitor – Ethernet Shield Have you ever wanted to impress your friends by saying something crazy like, "I think there's going to be an earthquake soon" moments before an earthquake hits? Or do you just want some warning, a few seconds that could save your life. This project will..... Listed under: Internet – Ethernet – LAN Projects, Metering – Instrument Projects, Projects
512.




NFC Ring Lock Box using Arduino Hi everybody! Welcome to my first instructable! I apologize in advance for my poor level in English. In this step-by-step guide I am going to teach you how to build a simple and very cheap NFC Ring Lock Box ! Step 1: What you'll need..... Listed under: Security – Safety Project Ideas
513.




Arduino Traffic Light Controller with Remote Control I had a traffic light that I was refinishing. The only thing left to do was to build the controller for the light's signal patterns. To give it a twist I incorporated a remote control. This was also the perfect opportunity for me to try..... Listed under: Car Projects, Projects, Radio Projects




514.




Light-Up Disco Table using Arduino Every apartment needs awesome furniture, so why not make your own? This coffee table contains LED strips that light up into various customizable patterns and colors. The lights are controlled by an Arduino and a hidden button, and the entire thing is battery powered so..... Listed under: Game – Entertainment Projects
515.




DIY Arduino FM Radio (Part 2) If you have read my first blog on the topic, than you already know what I’m experimenting with. Low price FM Radio, build with TDA7088 / YD 9088. It was obvious, that technology from the early 90-x is outdated. I mean, simple “search and hold” function of..... Listed under: Projects, Radio Projects
516.




Theremin Toy using Arduino I wanted to make a little toy for my granddaughter to play with when she visits. I know like most kids, she enjoys things that make sounds and have different colored lights on them and if she does something, the toy does something. I thought..... Listed under: Game – Entertainment Projects
517.




Using Servos with Arduino made easy ! Servomotors or simply servos are essential components of a robot which convert electrical energy into mechanical energy.They are widely used in the field of RC hobby and robotics. But unlike simple geared motors , these servos are made by integrating a geared motor with a..... Listed under: Motor Projects
518.




Face detection and tracking with Arduino and OpenCV UPDATES Feb 20, 2013: In response to a question by student Hala Abuhasna if you wish to use the .NET Serial class, use the naming convention "\\.\COMn" and replace n with a number > 9 to define your com port for COM ports above 9..... Listed under: Internet – Ethernet – LAN Projects, Projects, Sensor – Transducer – Detector Projects
519.




Teensy MIDI USB foot controller for controlling Mobius Looper using Arduino Motivation: Playing in a 2 piece band, with the drums and lots of other samples being played back as backing tracks, there was a need to use a looper to add in more elements to the tracks. A hardware based looper fails in this respect,..... Listed under: Interfacing(USB – RS232 – I2c -ISP) Projects
520.




Under \$8 Arduino Serial Data Logger – Record to SD Card Disclosure: This project operates the ATmega328-P-PU outside the published ATmel specifications: According to ATmel, the 328P requires slightly over 3.3V to reliably start the oscillator at 16MHz and to otherwise perform acceptably. Lab testing here at SofKinetics has shown that the 'board-duino' 328P-PU can withstand..... Listed under: Memory – Storage Projects, Projects
521.




DIY Solar Tracker using Arduino Introduction We aim to introduce young students to engineering and teach them about solar energy; by having them build a Helios as part of their curriculum. There is an effort in engineering to push energy generation away from the use of fossil fuels and towards..... Listed under: How To – DIY – Projects, Sensor – Transducer – Detector Projects, Solar energy projects
522.




iAndroidRemote – Control Android mobile using an Apple Remote I love to integrate devices which are not supposed to be integrated and this guide shows you how you can control an Android mobile using Apple’s Remote. (Who said Apple devices work only with Apple products 😊) Also this is my entry to the..... Listed under: Internet – Ethernet – LAN Projects
523.




Arduino Digital Switch Code This is basic for your arduino projects, input switch read from digital input. When ever switch pressed, LED will turn on. [caption id="attachment_4235" align="aligncenter" width="600"] PushButton_arduino_code[/caption] Instruction; 1) Connect cathode lead of LED (shorter lead) to ground pin and anode lead of LED..... Listed under: How To – DIY – Projects, Projects
524.




Hacking my RC Car using Arduino and Android Smart Phone Have an old toy car? I hacked mine using Arduino and an H bridge circuit to control the motors, used my Sony Z1 Android phone to control it with the recent 1Sheeld I got from Kickstarter. I thought to use the Gyroscope sensor in to..... Listed under: Arduino Android, Car Projects, Phone Projects
525.




Analog reading box using an Arduino I made this box for my music project to our school. This is only tutorial for the box, no for playing melody. It’s based on serial connected switches. You will need: Some wire 6x switch 1x LED 1x 330 ohm resistor 5x 2000 ohm resistor..... Listed under: Metering – Instrument Projects, Projects
526.




Washing machine countdown timer using Arduino Hello, and welcome to my instructable for a washing machine countdown timer. The timer is operated with the very popular Arduino micro controller. See here for more information. Arduino Home Page Aim The aim of this project is to be able to delay the start..... Listed under: Clock – Timer Projects, Home Automation Projects
527.



Nintendo Keyless Entry System using an Arduino Use a Classic Nintendo controller to lock and unlock your door! The output from the Controller is read by an arduino and it looks for a particular combination of buttons, once the combination is entered it sends a signal to eject a Cd-Rom Drive which..... Listed under: Home Automation Projects, Projects, Security – Safety Projects
528.



DIY Infrared Sensor Module using Arduino Have you ever wanted to make a line following robot but the infrared sensors were too expensive for you? Do you want to upgrade the robot in my other instructable? Well this instructable comes in two stages, Stage 1 is the prototyping stage, where you..... Listed under: Projects, Sensor – Transducer – Detector Projects
529.



Rock Paper Scissors Spock Lizard using Arduino Introduction: Okay, I cheated. Any similarities between previous Instructables uploaded by me and the graphics, pictures, text and / or programming code is purely intentional. It certainly made putting this one together a whole lot easier. This Instructable is my Arduino version of the Rock..... Listed under: Game – Entertainment Projects



530. ADXL3xx Accelerometer using an Arduino This tutorial shows you how to read an Analog Devices ADXL3xx series (e.g. ADXL320, ADXL321, ADXL322, ADXL330) accelerometer and communicate the acceleration to the a personal computer. This tutorial was built using the breakout boards from Sparkfun. The adafruit accelerometer breakout board also



works, though..... Listed under: Metering – Instrument Projects, Projects



531. Make your plant smile using Arduino This is a funny project that makes our plants “talk” to us. It’s very simple and you can create it in few hours. We use a sensor to read the soil moisture of our plant and a led matrix to display how the plant “feel”..... Listed under: Game – Entertainment Projects, Home Automation Projects



532. Cheap 2-Way Bluetooth Connection Between Arduino and PC INTRODUCTION In the guide, I will explain how I managed to send data back and forth between a PC and Arduino via a cheap Bluetooth HC-05 transceiver, which can be found for less than \$10 on ebay with the breakout board. The version I have used..... Listed under: Ideas, Interfacing(USB – RS232 – I2c -ISP) Project Ideas



533. Auto Fish Feeder using Arduino How often do you ever forget to feed your fish? Well, for me I don't forget that much. I just couldn't go out town for a couple of days and also be ridiculous if I should bring my tank along. When I won a Sparkfun..... Listed under: Home Automation Projects



534. PS/2 Keyboard Or Mouse using Arduino Arduino isn't limited to taking input from sensors: you can even connect up a full-size PS/2 keyboard just as if it were a "real" computer and type away! Connecting a keyboard to an Arduino may sound a bit odd (after all, it's just a little..... Listed under: Interfacing(USB – RS232 – I2c -ISP) Projects



535. Laser-guided Ghost Climber using an Arduino Almost inevitably, when I try to climb the same route I'll forget exactly what sequence of holds they used and end up following a slightly different path. Even when I remember exactly which course to follow, I'll still wonder whether I'm doing it as quickly..... Listed under: Game – Entertainment Projects, Projects



536. The Jack'O Lantern Early Warning System using Arduino This was originally going to be a tutorial on how to hook up a pumpkin to the internet so that the lights inside it could be controlled via twitter, text message, motion or more. To get started I carved a pumpkin for the first time..... Listed under: Security – Safety Projects

537. Homemade Dual H-Bridge – L298 Breakout Board using Arduino This is my homemade Dual H-Bridge using the IC L298N. For control DC motors or step Motors as other purposes just like you need. Breakout L298N.ppt1 MB Step 1: Hardware and Materials COMPONENTS: 1 x perf board 13x26 holes (3,5 x 7,0 cm) 2 x..... Listed under: Arduino Android, Internet – Ethernet – LAN Projects, Projects



538. Make your own 1×1 22 IO pin Arduino Compatible Tested ExtraCore boards and kits are now available for sale from Rugged Circuits. What is it? This Instructable will give you all the files and information you need to make your own Arduino Compatible in small surface mount package. It requires a board manufactured to..... Listed under: How To – DIY – Projects, Projects



539. Led Star with Arduino and WS2811 Neopixels Description This little project makes a great ornament to hang in your window at Christmas time. It is a 20" wide star with 50 "neopixel" leds around the perimeter. Each led is individually addressable and it is controlled by an arduino device which can be..... Listed under: Game – Entertainment Projects, LED Projects



540. 4x4x4 LED-cube based Arduino and Flower protoboard This instructable will teach you how to build your 4x4x4 LED cube with Flower ProtoBoard and control by Arduino. Why is Flower ProtoBoard ? not ProtoBoard ? Because of I often use protoboards to test out if a new idea works in practice. I do not use..... Listed under: Game – Entertainment Projects, Home Automation Projects, LED Projects, Projects



541. Arduino The \$5 KarduinoSS pad So, looking at these Kaoss pads and alike hardware, I found that there is hardly any point in this device being so expensive, when you just want to use it as MIDI controller. Going through my parts bin, I found a Synaptics touchpad from an old..... Listed under: Sensor – Transducer – Detector Projects



542. Arduino Joystick Mouse Control Code Using the Mouse library, you can controls a computer's onscreen cursor with an Arduino Leonardo, Micro, or Due. This particular example uses a pushbutton to turn on and off mouse control with a joystick. Cursor movement from the Arduino is always relative. So every time..... Listed under: Interfacing(USB – RS232 – I2c -ISP) Projects, Projects



543. Arduino Modules – Flame Sensor Quick and simple start guide for using and exploring the Flame Sensor module with an Arduino. The model in the example I am using is from Deal Extreme [DX] and can be found HERE. (The instructable for the Rain Sensor is now available!) Materials needed:..... Listed under: Sensor – Transducer – Detector Projects



544. Arduino Row-column Scanning to control an 8×8 LED Matrix Code LED displays are often packaged as matrixes of LEDs arranged in rows of common anodes and columns of common cathodes, or the reverse. Here's a typical example, and its schematic: These can be very useful displays. To control a matrix, you connect both its rows..... Listed under: LED Projects, Projects




545. Read ASCII String using Arduino This sketch uses the Serial.parseInt() function to locate values separated by a non-alphanumeric character. Often people use a comma to indicate different pieces of information (this format is commonly referred to as comma-separated-values), but other characters like a space or a period will work too. The values..... Listed under: LED Projects, Metering – Instrument Projects, Projects

546. Arduino Controlled Lego Lighthouse Lighthouses have been guiding boats to safety for thousands of years. One of the earliest and most notable of these was the Pharos of Alexandria. This huge structure stood for nearly two thousand years. When deciding on a lego project, I wanted to build something..... Listed under: Game – Entertainment Projects






547.  Arduino Sprinkler System plus Web control A smart sprinkler system for the rest of us... No soldering involved ! Just pile up a couple of shields on top of an arduino and control your sprinkler system from anywhere. A couple of friends wanted to replicate the sprinkler system presented in this..... Listed under: Ideas, Internet – Ethernet – LAN Project Ideas



548. Arduino Controlled Relay Box This project is designed to help you construct some relay boxes for controlling power from your wall socket using an arduino or microcontroller. The inspiration for writing an instructable came when I decided to build some relay boxes for my personal Garduino project. For safety concerns..... Listed under: How To – DIY – Project Ideas, Ideas




549. 4x4x4 LED Cube (Arduino Uno) In this tutorial I'll show you how to make a 4x4x4 LED cube for around \$15.00. The cube has 64 green LEDs which make up it's 4 layers(positives) and 16 columns(negatives). These are all wired to a Arduino Uno. An Arduino is a single-board microcontroller,..... Listed under: LED Projects



550. Arduino Chicken Coop Controller Over the last few years my family has been keeping ex-battery hens - they are about 18 months old and have had a horrendous life kept cooped up in small cages in large warehouses. As much as we love these little bundles of joys and..... Listed under: Home Automation Projects, Projects

551. Debounce an input using Arduino This example demonstrates how to debounce an input, which means checking twice in a short period of time to make sure it's definitely pressed. Without debouncing, pressing the button once can appear to the code as multiple presses. Makes use of the millis() function to keep track..... Listed under: How To – DIY – Projects, Projects



552.  Arduino Calculator In this Instructable I will show you how to make an Arduino calculator that is just as good as any other calculator (well... sort of). Even though it's probably not practical due to it's size, repetitive use of the equals button (due to the lack..... Listed under: Calculator Projects



553. DIY AM Radio with Arduino After I finished my last project, I couldn't stop thinking how to build an AM receiver, that would also operate in conjunction with my little friend Arduino. To minimize a workload and complexity, especially with RF part of the circuitry, I come up to conclusion,..... Listed under: How To – DIY – Projects, Projects, Radio Projects



554. Blink Without Delay using Arduino Sometimes you need to do two things at once. For example you might want to blink an LED (or some other time-sensitive function) while reading a button press or other input. In this case, you can't use delay(), or you'd stop everything else the program while..... Listed under: LED Projects, Projects



555. DIY navigation device for blind people using Arduino and Android smart phone In this project you can cover your eyes and let your smartphone navigate you to avoid obstacles, the application is mainly a DIY navigation device for blind people. I knew that 1Sheeld is about to launch a new text to speech shield, and so I..... Listed under: Arduino Android, Home Automation Projects, How To – DIY – Projects, Medical – Health based Projects, Phone Projects



556. Home Made Arduino Prototype Shield Hi. I've just got myself an Arduino Uno R3 and I'm really new in the world of Arduinos. There's so much to learn and explore 😊 One of the first shields that I'm tempted to buy is the Prototype Shield. I think building a prototype..... Listed under: How To – DIY – Project Ideas, Ideas



557. Arduino Timer Interrupts Timer interrupts allow you to perform a task at very specifically timed intervals regardless of what else is going on in your code. In this instructable I'll explain how to setup and execute an interrupt in Clear Timer on Compare Match or CTC Mode. Jump..... Listed under: Clock – Timer Projects, Projects



558. Quiz Game Show Buzzer using Arduino A good friend of mine who's a teacher was doing quizzes in her class making students compete to answer questions... resulting in them complaining they raised their hands before the others. I decided to give her this quiz show type buzzer for Christmas to solve..... Listed under: Game – Entertainment Projects



559. Make an Arduino LCD shield In this short tutorial we make an Arduino LCD shield. Updated 18/03/2013 Today we are going to make an Arduino shield with an LCD module. More often than not I have needed to use an LCD shield in one of my projects, or with the..... Listed under: LCD Projects, Projects




560. Web Client using Arduino This example shows you how to make a HTTP request using an Ethernet shield. It returns a Google search for the term "Arduino". The results of this search are viewable as HTML through your Arduino's serial window. Circuit The Ethernet shield allows you to connect..... Listed under: Internet – Ethernet – LAN Projects, Projects




561. LED Head Arduino TED LED HEAD TED meet the world. I have always been interested in a bare-bones Arduino but never really saw the point if it was not practically useful, This is my entry into Little Bits contest, I tried to stay true to the " little bits"..... Listed under: Game – Entertainment Projects




562.




Arduino Esplora Remote This example is designed to be used with a Processing sketch. Processing is an open source programming environment. The application on the computer reads the sensors on the Esplora board and controls the buzzer and the RGB LED through a graphical interface. The image in.....
Listed under: Projects, Radio Projects
563.




Access control with Arduino plus Keypad 4x4 plus Servo Hi guys, I bring a new instructable for arduino, the control access with password, 4x4 keypad and a servo. We will use the Password and Keypad librarie for arduino, besides using the servo library, but this project can also be modified by changing the servo,.....
Listed under: Interfacing(USB – RS232 – I2c -ISP) Projects, Motor Projects, Projects
564.




Animatronic Eyes and Wii Nunchuck Part 2 using Arduino After I built the animatronic eyes in PART 1, I wanted to complete the face with a voice and possibly moving eyebrows. If you look back at my PART 1, you'll see that for the base I used a model from Thingiverse. Once you have.....
Listed under: Game – Entertainment Projects
565.




iPod Information Screen using Arduino My girlfriend, a music buff, asked me to come up with a better way for her to look at the track information of the current song playing on her iPod touch while she was using it in the car. Those of you that have or.....
Listed under: Phone Projects, Projects
566.




Autonomous Race Car using Arduino Build this autonomous driving robot car based on a old RC toy car. I removed the radio control board from the car and replaced it with a brain in the form of an Arduino UNO board (plus a motor driver board) and gave it an.....
Listed under: Car Projects
567.




Arduino powered GLCD (Graphic LCD) Displays are always nice. So far I've just been demonstrating how to use 7-segmented displays to display numbers using very few resources. But what if you want to display text? Or pictures? Or both? Well in order to do that, you're going to need a.....
Listed under: LCD Projects
568.




ATTiny powered Arduino Projects Arduino is a great platform. No question. But what if I told you that you could take your entire board and compact it into tiny package. And I mean really small. The chip in the picture is an ATTiny84, and that is the big version.....
Listed under: Interfacing(USB – RS232 – I2c -ISP) Projects, Projects
569.




Irrigation logic controller/project log using Arduino Hello, I am going to explain my project in just a minute, but first I wanted to explain how I became involved in this project. I like to save money were I can, so it is not hard to understand why I carpool to work.....
Listed under: Home Automation Projects
570.




Keyless Entry / Arduino Keyless Entry System Enter the correct code into the keypad and the servo will unlock the door. Enter the incorrect code and Sorry you stay out. There was a couple of stipulations i wanted in my Keyless Entry system: Helper Light. A light that would.....
Listed under: Calculator Projects
571.




An Arduino real time clock shield Today we are going to make a real time clock Arduino shield. Doing so will give you a simple way of adding ... real time capability to your projects such as time, date, alarms and so on. We will use the inexpensive Maxim DS1307 real-time.....
Listed under: Clock – Timer Projects, Projects
572.




Qtechknow Robot Obstacle Course using Arduino Have you ever thought of controlling your FuzzBot wirelessly? Do you want to make a real - life video game? Do you want to learn about the tech behind NFC and RFID? - the Qtechknow Robot Obstacle Course How - To Guide is for you!.....
Listed under: Robotics – Automation Projects
573.




Twitter Physical Client In this project I'm building a physical Twitter client using Arduino and a flag, basically an arduino powered retweet indicator, whenever any of my tweets is retweeted some physical action will happen to notify me of that. You'll need: 1. Flag. 2. Arduino. 3. Laptop.....
Listed under: Internet – Ethernet – LAN Projects
574.




Simple RFID access system using Arduino In this tutorial you can make an RFID access system. It's very simple and can be used with a wide variety of end-uses. Updated 18/03/2013 The purpose of this project is to prototype a basic RFID access system. Although it is not that complicated, this.....
Listed under: Projects, RFID - NFC projects, Security – Safety Projects
575.




Clock Four – Scrolling text clock using Arduino Introduction Time for another instalment in my highly-irregular series of irregular clock projects. In this we have “Clock Four” – a scrolling text clock. After examining some Freetronics Dot Matrix Displays in the stock, it occurred to me that it would be neat to display.....
Listed under: Clock – Timer Projects, Projects
576.



The Pill Reminder using Arduino Back in January 2014 I was at a meetup of Baby Boomer Makers at TechShop in San Carlos, California. We were going around the table, each taking a turn to talk about projects we'd like to do. Bob spoke up to describe a problem his.....
Listed under: How To – DIY – Projects
577.



Bear With Me This instructable teaches how to make our Bear With Me system, a prototype that allows two users to tangibly send and receive hugs (as well as motion) in near real-time. The bears will be able to send tweets when physically hugged. Their hearts will glow.....
Listed under: Game – Entertainment Projects
578.



Using switch to control Piezo speaker with Arduino In this project, we will learn how to use a speaker (peizo sounder) and use switch button to change the pitch of the sound. Sorry about this one, you might find it a bit difficult to digest at first, and I didn't realise it's actually.....
Listed under: Projects, Sound – Audio Projects



579. DIY Arduino FM Radio Shield I've been visiting local convenience store (Dollarama, here in Montreal, Canada) and notice nice looking FM Radio, just for only \$3. Why not to try to interface it to my lovely Arduino? Idea looks quite challenging, the same time what is the point in interfacing..... Listed under: How To – DIY – Projects, Projects, Radio Projects



580. Word Clock in German using Arduino While in Germany last year, I saw a world clock in a store similar to this one in a store that was priced at 900€. I read several instructables online on how to create a World Clock so I decided to give it a shot..... Listed under: Clock – Timer Projects, Home Automation Projects



581. How to set up a Public Window Public Window (<http://www.publicwindow.net>) is an open source project which allows artists to display their creations in a window and have people from all around the world interact with it. This is a step-by-step guide on how to set up a Public Window of your own. A..... Listed under: Home Automation Projects, Video – Camera – Imaging Projects



582. Sonar For The Blind using Arduino This is a project I'm calling Tacit. No, I didn't bother making an awkward backronym for it, it just seemed like an appropriate name that's a lot shorter (though less descriptive) than "Hand-Mounted Haptic Feedback Sonar Obstacle Avoidance Assistance Device". It measures the distance to things and translates that into pressure..... Listed under: Medical – Health based Projects, Projects



583. Backpack Anti-Theft Alarm using Arduino If you're a student, like me, then you have heard of all the theft that occurs on campuses today. I can't even leave my backpack alone for five minutes without worrying about it getting stolen. To ease my mind and to help fellow students, I've..... Listed under: Home Automation Projects, Security – Safety Projects



584. Arduino Breadboard Shield Are you tired of having a hard time trying up a circuit on a breadboard because your arduino takes up a lot of space? This shield can be a solution to your problem! The Arduino breadboard shield is again, an accessory for your arduino board..... Listed under: Development Board – Kits Projects



585. Arduino Serial Communication Code Arduino can send output through serial communication to your computer over USB. The output can be anything such as status, text, sensor reading, value, number etc. You can view the status output by clicking Serial Monitor button at Arduino Environment software. Instruction; 1) Connect your..... Listed under: Interfacing(USB – RS232 – I2c -ISP) Projects, Projects



586. Connect several digital inputs to one analog input using Arduino I often run out of digital pins on my Arduino. Anything as complicated as, say, a video game controller, was near impossible with the amount of pins I had available. Multiplexing buttons works, but it requires lots of connections and soldering. So, I put together..... Listed under: Interfacing(USB – RS232 – I2c -ISP) Projects, Projects



587. RC tank with a moving FPV camera using Arduino In this instructable I show you how to build remote control tank with FPV camera. At the beginning I build only RC tank without FPV camera but when I was driving it in the house I have not seen where it is. So I came..... Listed under: Video – Camera – Imaging Projects



588. Arduino home energy monitor shield Although products are becoming more and more available for monitoring your home power usage, I'm one of those idiots who can't leave well enough alone and who would rather shell out \$100 and hours of my time in order to save \$20 and learn something..... Listed under: Metering – Instrument Projects, Projects



589. Quiz Game Controller using "Lights and Sounds Buzzers" and Arduino Jeopardy style quiz games are favorites for creating excitement and educational instruction at the same time. Teachers, summer camp counselors, and even industry educators find this type of game to help generate interest and involvement from the participants. The idea behind the game is simple,..... Listed under: Game – Entertainment Projects, LED Projects, Projects, Sound – Audio Projects



590. Arduino Phone Book Ever wanted to have a Phone Book, controlled using a microcontroller, which is very easy to use, and you can use it while talking on phone, and is saving data on SD Card? then this instructable is for you. In this instructable you will learn..... Listed under: Phone Projects




591. Soundgraffiti with arduino mega So we haven been working on the new soundgraffiti board. This is an installation wich creates sounds using sprayed water. The connection is made with water. We used copper plates as our sensor. the plates had a cutout line in the middle of 0,1 mm..... Listed under: Sound – Audio Projects



592. Arduino: Electrical Engineering Basics In this week's arduino tutorial, we take a bit of a detour and focus on some key elements of electrical engineering design that we'll be using in future episodes. [box type="note" color=" #202020 " bg=" #ffbb00 " font="verdana" fontsize="14" radius="20 " border=" #000" float="right" head="Attributes"]Thanks to Jeremy..... Listed under: Other Projects, Projects



593. Temperature Sensor for Shower using Arduino With this device you diminish the use of water in your house or work. Instead of waiting to see vapor in the shower to get in, this device help you to know when the water its at the temperature you want and you can instantly..... Listed under: Home Automation Projects, Projects, Temperature Measurement Projects




594. Fifty Dollar Box Bot The objective is to construct a programmable hobby bot that is affordable and simple to make. The parts will be purchased from places such as Wal-Mart, Radio-Shack, any Hobby Store, or online store that is accessible to the public. The price range is 50 dollars..... Listed under: Robotics – Automation Projects



595. Motion Controlled Ultrasonic Lamp using Arduino Recently I've been learning about Ultrasonic waves and how to harness their power. It's simple enough to make some type of sonar device, but I wanted to take at a step cooler and see if I could use Ultrasonic waves to not only detect movement,..... Listed under: Home Automation Projects, Sensor – Transducer – Detector Projects




596.




Arduino Interrupts and Debouncing Interrupts are an extremely useful, yet often feared element of microprocessors. Interrupts allow you to run a program, while still being able to react to asynchronous input from the outside world. [box type="note" color=" #202020 " bg="#ffbb00 " font="verdana" fontsize="14" radius="20 " border="#000" float="right" head="Attributes"]Thanks to..... Listed under: Other Projects, Projects

597.




Chat Server using Arduino A simple server that distributes any incoming messages to all connected clients. To use, open a terminal window, telnet to your devices IP address, and type away. Any incoming text will be sent to all connected clients (including the one typing). Additionally, you will be..... Listed under: Internet – Ethernet – LAN Projects, Projects

598.




Monkey Automaton! This instructable will guide you through the process of building a set of automaton monkeys in the style of “Hear No Evil, See No Evil, Speak No Evil.” Our design ends with two monkeys reacting at the push of a button located in the Speak..... Listed under: Game – Entertainment Projects

599.




SOLAR POWERED ARDUINO WEATHER STATION In country like India most of the people are dependent on agriculture.For effective planning in agriculture weather forecast is of utmost importance.So farmers are always interested in the Weather Forecasts.As farmers stay in remote areas, they have to wait for the news updates in tv,..... Listed under: Solar energy projects

600.




Arduino Controlled Motion Sensor In this Instructable, I'll be explaining how to build a motion activated alarm! It uses an Arduino microcontroller, a PIR (passive infrared) sensor, and a type of alarm. You can use an LED indicator, a buzzer, or a piezo. That's the easy part. I will..... Listed under: Projects, Sensor – Transducer – Detector Projects

601.




MaKey MaKey Shield for Arduino MaKey Makey is a project created by Eric Rosenbaum und Jay Silver. It's an Arduino based keyboard. A very special keyboard, because you can use apples, bananas or Play Doh as keyboard keys. Sounds strange, but it works very well. How it works: The trick is..... Listed under: Development Board – Kits Projects, Projects

602.




Classic Joystick to USB Adaptor using Arduino If you grew up in the early 1980's and were into video games, you probably had an Atari 2600, ColecoVision, or similar game console. The controllers or joysticks for each of these systems had a distinct feel that is different from today's game consoles or..... Listed under: Interfacing(USB – RS232 – I2c -ISP) Projects

603.




LEGO T-Intersection LED Traffic Light using Arduino Video not playing? See it on YouTube: <http://www.youtube.com/watch?v=q0tiiWwC6Zo> Background Every Christmas we set up a large LEGO train layout in a section of the living room. This year, I ended up winning an eBay auction for a number of older-model LEGO road plates, one of..... Listed under: Car Projects, Game – Entertainment Projects, LED Projects, Projects

604.




Six wheeled All Terrain Vehicle (6WD) using Arduino Hello, In this post we'll be making a Six wheel drive all terrain vehicle (ATV). These are rare and hence expensive robots (at least in India). I made this ATV as my summer project. Dagu manufactures a similar 6WD chassis but its way too expensive..... Listed under: Robotics – Automation Projects

605.




The CoaTracker Has this ever happened to you? You wake up in the morning and realize that you're terribly late for work/class/your weekly pedicure/whatever. You throw on a t-shirt and flip flops, sprint around your warm, heated house grabbing your belongings, and race out the door...where you..... Listed under: Sensor – Transducer – Detector Projects

606.




Model Police Car using an Arduino We wanted to build a model police car with working lights and sirens. Then we decided to add a motor and instead of using a switch to turn everything and off we used a photodiode. For our car the photodiode signal is a simple on off..... Listed under: Game – Entertainment Projects, Projects

607.




Open a box with the flick of a switch! Have you ever given something to someone and wished that the box you gave it in opened automatically? No? Well neither have I (well, maybe) :D. However if you have, this is the guide for you! With just a flick of a switch the box..... Listed under: Robotics – Automation Projects

608.




How to turn inkjet printer to print on Coffee using Arduino The aim of this project is to make latte printer, I used 1 printers and 1 scanner , it prints one line a time, all what I have done is hacking the sensors of the printer and I used Arduino Uno to send different values..... Listed under: Game – Entertainment Projects, Home Automation Projects

609.




Arduino + fischertechnik TX-C – Connecting I2C True Colour Sensor Colour reading is a real issue for industrial models. I've been working on it for more than 12 months now, since December 2009. After many months of hard work, • starting with the standard colour reader (season 1) with features a red LED, •..... Listed under: Projects, Sensor – Transducer – Detector Projects

610.



The 4x4x4 LED cube using an Arduino In this instructable I will show you how to make a 4x4x4 LED cube that will be controlled by an Arduino Demulionove. now yes you might say" that Arduino has only 14 I/O pins well also the 6 analog pins can be used as pins..... Listed under: LED Projects, Projects

611.




Gravity Touch bluetooth glove using Arduino Hey guys! I'd like to share with you the input device I created specifically to interact with AR glasses like the Google Glass, Meta, Moverio BT or with the VR headsets like Oculus Rift, Samsung Gear VR, vrAse, Durovis Dive. Those new products are amazing..... Listed under: Game – Entertainment Project Ideas, Home Automation Project Ideas, Internet – Ethernet – LAN Project Ideas

612.

Froggy World 3 The Seesaw Froggy put on a little eye makeup before heading out for the new ride, "The Seesaw." The Seesaw is the third ride in the amusement park for adventurous plastic frogs. This ride received Froggy from "The Boot" and slides him over to a waiting rail..... Listed under: Game – Entertainment Projects



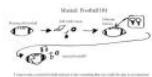
613.  Arduino DIY SD Card Logging Shield Ready-made SD card logging shields for the Arduino typically cost in the range of \$15 - \$25. This is quite reasonable, but we might save a couple of bucks if we make our own. Not to mention all the fun in building it. Forget about..... Listed under: Other Projects, Projects



614. Virtual USB Keyboard Using Arduino Communicating with a host computer can allow a simple Arduino-based system to gain access to a wide variety of devices and information. Most people link an Arduino to a host using serial communications across a USB connection with custom code running on the host to..... Listed under: Interfacing(USB – RS232 – I2c -ISP) Projects, Projects



615. Smart Homer Web-enabled TV remote using Arduino Smart Homer, a Web-enabled TV remote puppet Smart Homer is a Web-enabled puppet that turns on your TV when Simpsons is on. As Homer is too lazy to browse the Web himself, a script in the cloud checks the online TV program for him. If..... Listed under: Home Automation Projects, Internet – Ethernet – LAN Projects



616. The Musical FootBall This project is to construct a musical football. The reason for my project is that I was inspired by a little kid with austim who love sports and music. So what better way to have fun then have a ball that you can play with..... Listed under: Game – Entertainment Projects



617. Simple Arduino L.E.D Police Lights This was one of the first programs i wrote for the arduino after having it a few days 😊 we will be making l.e.d police lights with minimal materials Step 1: You will need. You will need Arduino (or suitable clone) Breadboard 2x 240ohm resistors..... Listed under: Car Projects, LED Projects, Projects



618. Lightning Shutter Trigger for a Camera using Arduino I knew there were devices that could trigger a camera to fire during a lightning strike, but their circuits were more complicated than I wanted to make. I'm a software guy not a hardware guy so I decided to use an Arduino and that allowed me to write a..... Listed under: Projects, Video – Camera – Imaging Projects



619. Dr Blinkenlights... (or how I learned to afford the BlinkM) I love the idea of the BlinkM (individually addressed RGB leds controlled with 2 pins), but not so much the price (nearly 15 quid each!). Luckily, the hardware is open source and somebody has brought out an alternative firmware (although if you know where to..... Listed under: LED Projects




620. Arduino wall avoiding robot This instructable assumes very little with respect to prior knowledge. If there are any areas you feel could be improved or clarified, please feel free to message or comment and I will update. Here are all the details you need to produce a simple wall..... Listed under: Robotics – Automation Projects



621. Power Quality Meter (PQ Monitor) using Arduino Arduino UNO project, Power Quality Meter, someone would call it's PQ Monitor or PQ Analyzer. I had already published one blog devoted RMS voltage measurements on full band 20 – 20 000 Hz audio signals. (Following my own style, I'd refer to already published..... Listed under: Metering – Instrument Projects, Projects

622. Audio VU meter with Extra wide Dynamic Range 69 dB using Arduino O'K, after having some fun with stereo version of the VU meter I described in my previous blog-post, now it's time to do a serious stuff. Studio grade VU meter !!! 24 steps, equally spaced every 3 dB, covering Extra wide Dynamic Range from -63 up to..... Listed under: Metering – Instrument Projects, Projects, Sound – Audio Projects



623. Light Suit Why build a light suit? Probably because I've watched tron a few too many times (the 1984 version of course). I'd just discovered arduino and was very excited, I'd made LED's flash and buzzers sound but now I wanted to make something new and interesting,..... Listed under: LED Projects



624. Dot Matrix Printer from a CD/DVD Reader with Arduino Hey! Some time ago while going through the pages here in Instructables, something catch my attention, a printer made of a CD reader, and i was amazed. I thought: "This is incredible, I have to make one!" I know that these kind of projects don't..... Listed under: CNC Machines Projects, Video – Camera – Imaging Projects



625. Arduino powered hangman giftbox/lockbox A medium sized box that requires the user to succeed in a game of hang man in order to gain access to the contents of the box. Great gift Idea!!! my Arduino sketch will be included in this instructible sorry for the poor quality pictures!..... Listed under: Game – Entertainment Projects



626. Measure RPM – Optical Tachometer using Arduino This Instructable will show you how to make a Portable Digital Optical Tachometer using an Arduino Uno. This project is inspired from This instructable and is an enhanced version of it with an LCD display and a modified code. Instead of a slotted sensor ,..... Listed under: Metering – Instrument Projects




627. How to build an Arduino WiFi 4×4 with Android Controller RC cars can be WiFi Cars...? RC cars are cool, but cheap RC cars have limited range and can only be controlled with the particular controller that was included with the car. I purchased a RC jeep, complete with 4 wheel drive, flexible suspension, and..... Listed under: Arduino Android, Internet – Ethernet – LAN Projects, Projects

628. Autonomous Control of RC Car Using Arduino This instructable shows how to modify an inexpensive RC car so it can be controlled by an on-board microcontroller. You can program the controller to make the car do any number of driving patterns and stunts. Once you have the car being controlled from the..... Listed under: Car Projects, Game – Entertainment Projects, Projects





629.  How to make a robotic dart shooting sentry Tools: Hot Glue Gun Laptop with Arduino software 22 awg hookup wire (black, red, yellow) wire strippers usb cable drill 1/16th drillbit exacto knife Parts: 2 tongue depressors 1 clothespin 1 rubber-band 1 dart 1 cup (paper or plastic) 1 arduino 1 breadboard 1 led 1 momentary button..... Listed under: Robotics – Automation Projects



630. Controlling Hand Drill with Roboduino using Arduino This will explain how we re-purposed a hand drill to re-spool solder using a roboduino (arduino compatible), two servos, and a DIY encoder. While one could use TRIACs to play with the AC power going into the drill, just using a servo to control the throttle..... Listed under: Motor Projects, Projects



631. Adding CV inputs to the Auduino granular synth When I first got into the Arduino I went looking for audio projects. One of the first things I built was TobaTobias' Auduino granular synth. I was so impressed I built a permanent unit in a heavy duty enclosure and incorporated it into my occasional..... Listed under: Interfacing(USB – RS232 – I2c -ISP) Projects



632. GoFly – paragliding/hangliding/gliding altimeter-variometer from Your car navigation using Arduino GoFly is a project based on PNA (car navigation devices with Windows CE), LK8000 tactical fligh computer software and variometer (altimeter) external input based on Arduino board and pressure sensor. Why? -You can build this for about 150\$, -Your ordinary PNA (Personal Navigation Assistant) changes..... Listed under: Car Projects, Metering – Instrument Projects, Projects



633. Quick and Easy Arduino Nightlight Honestly, how many people have been in this scenario (leave a yes or no in the comments) : It is 2:30 in the morning and you wake up with a need to do something whatever that may be (bathroom, forgotten homework assignment, project due in..... Listed under: LED Projects




634. Using an Arduino to Control an Infrared Helicopter In this Instructable we will explain how infrared signals are used by a remote to control a toy or device, then show how a simple circuit can be added to an Arduino to operate the same device through free, Open Source software. This document is part of..... Listed under: Game – Entertainment Projects, Internet – Ethernet – LAN Projects, Projects



635. USA Flag made with diffused LED using Arduino USA flag constructed using a total of 2,301 diffused red, white and blue LEDs completed with Arduino sketch animations, I hope this instructions helps anyone who wants to try this out. This flag can be displayed during the 4th of July, memorial day or during..... Listed under: Home Automation Projects, How To – DIY – Projects, LCD Projects

636. Arduino Skateboard Speedometer Using an Arduino, it is easy to make a speedometer/tachometer for virtually any man-powered vehicle. I made one for my skateboard that used a small magnet to count revolutions and utilized an LCD display screen. This Instructable will show you how you can do the..... Listed under: Game – Entertainment Projects, Metering – Instrument Projects, Projects




637.  Automate Your Garage Opening Times 1. Background My 1st project with Apduino Online was about to solve a simple problem, close the garage door after sunset, when it has been left open. We have a garage in the basement, which is used not only for car parking, but gardening tools..... Listed under: Home Automation Projects



638. How to control arduino board using an android phone and a bluetooth module In this tutorial you'll learn how to use a bluetooth module and MIT's app inventor to create a wireless serial link between an android phone and an arduino board. Here is a short video showing an example app I created. I'll describe how to do..... Listed under: Arduino Android, Internet – Ethernet – LAN Projects, Projects



639. Quantifying Access to your Mind using Arduino So, I manage a creative technology lab at California College of the Arts. It's essentially an educational hackerspace for art and design students. Pretty awesome, right? After graduating from the University of Minnesota with a degree in mechanical engineering, I was desperately trying to find..... Listed under: How To – DIY – Projects




640. Control Servo with Light using Arduino Hello! In this Instructable i will teach you how to control a servo using a Photocell. This is very simple and good for beginners. Step 1: Materials 1 x Photocell 1 x 10k Resistor 1 x Arduino 1x Breadboard 1x Servo and some jumpers Step..... Listed under: Motor Projects, Projects



641. Arduino Wireless Animatronic Hand BTW!!!! This instructable is awsomeeeeeeeThis is a very simple but at the same time a very hard project depending on your skill level. Lets get to building! What this is, is a wireless animatronic hand that doesn't need a computer to operate. The user wears..... Listed under: Projects, Sensor – Transducer – Detector Projects




642. Binary/ Analog Clock I was inspired by the digital/ analog clock to make my own special clock as my second instructable. I browsed the internet and found that servo clocks are rare and binary are common. So i decided to combine the two and this is what I..... Listed under: Clock – Timer Projects



643. Control anything remotely with Infrared signals using Arduino Who would have thought that just about every Arduino attachment can be controlled in some way with a TV remote? Now its time to find out how. Arduino.skp141 KB Step 1: Setup and Materials The setup for this is quite basic. The real challenge is..... Listed under: Projects, Radio Projects

644. How to make an Arduino from scratch Frugal Engineering is the best way forward for science. If you're interested in making some arduino's from scratch , you've come to the right place. You can see a video tutorial of this instructable : here It will supplement any loopholes or doubts you may..... Listed under: How To – DIY – Projects



645.  Arduino Bluetooth Serial Connections This is an introduction on how to setup, make a basic connection, and send data to and from an Arduino using Bluetooth! Bluetooth is great for transmitting data over medium distances and what's more, Arduino just treats it like a serial data connection. This means..... Listed under: Other Projects, Projects



646. To blink LED from mobile phone or iPod or another computer via WiFi Hello Everyone, I like this site too much, the site really played very important role in awakening my enthusiasm and creativity. This is my first project and its really for the first timers project. I got this project from Instructible site , modified to access..... Listed under: LED Projects



647. RGB LED Strip Circuit with Arduino This Instructable covers the assembly of a circuit capable of PWM-ing (pulse width modulating) a high-power RGB LED strip and programming an Arduino to cycle through a range of colors. In this context, "high power" is 9-12 volts. I will discuss how to mount a..... Listed under: LED Projects



648. Arduino – Control LEDs with a Remote Control Step 1: IR library First you need to go to this page and download the IR library. You just need to follow the read me file to install. I think that any IR remote control can do this, I'll be using a Philips Universal one..... Listed under: LED Projects



649. 'Knock Back' – A Knock Echoing Arduino This is a simple Arduino sketch that was originally designed to experiment with arrays and the built-in timing functionality. I based it on the tutorial sample code <http://www.arduino.cc/en/Tutorial/Knock> The system consists of a piezo sensor connected to an analog pin that listens for a knock from..... Listed under: Sensor – Transducer – Detector Projects



650. How to Build a Robotic Hand with Haptic Feedback using Arduino For science fair this year, I felt like building something instead of doing an experiment. All I needed to do was look around Instructables for a project idea. I was inspired by njkl44's robotic hand since it reminds me so much of stuff out of..... Listed under: Projects, Robotics – Automation Projects



651. Arduino Tutorial: Capacitive Touch Sensors Hello everyone! This instructable is a tutorial that will guide you on using the Capacitive touch sensors with Arduino. A Capacitive sensor is a kind of touch sensor, that requires little or no force to activate. In this Instructable about capacitive touch sensing, I'll show..... Listed under: Sensor – Transducer – Detector Projects



652. Make Wired Robotic Arm Edge to “Wireless” with DIY Arduino and XBee UPDATE: Added Schematic, Top Layer PCB, Bottom Layer PCB, and both Top, Bottom PCB images When I finished the "RevIO" - an Arduino Clone that has the different way of exposing pins usage. I decided to go further to the next project. To test my..... Listed under: Projects, Robotics – Automation Projects



653. 7-Key Slider/Wheel Tutorial with Synthesizer This is a tutorial for using the 7-Key Slider/Wheel Breakout from Rachel's Electronics. I'll show you how to solder up the header pins for maximum usability. Rachel's has the QT1106 datasheet on their site, and a great arduino library for this breakout. The kit from..... Listed under: Sensor – Transducer – Detector Projects, Tutorials



654. Arduino Watch with Nokia 3110 screen My goal for this project is to make a watch with selectable dials, stopwatch and millidays. This idea started with an Aprils fools prank about metric-time. (<http://www.youtube.com/watch?v=K35xG1buyFA>) First I wanted to make a metric clock but soon this idea evolved from a metric watch into..... Listed under: Clock – Timer Projects, Phone Projects, Projects



655. Uber Home Automation w/ Arduino & Pi A few years ago, I became a dog owner for the first time. I didn't like leaving Cody in the kennel alone all day. I had a webcam on him, but I couldn't watch it all day long. What if he was in some kind..... Listed under: Home Automation Projects



656. Come Home! Connecting Distant Spaces EASILY over Web using Arduino Can you believe that we live in an age where you can touch an object (any object - if it has metal on it) and a light will turn on in your loved-one's space - even if they live in a different city, state, or..... Listed under: Home Automation Projects, Internet – Ethernet – LAN Projects




657. Simple 2-way motor control for the arduino When I say simple, I don't mean use a speed control. But control the motor directly without any external circuitry. Here's how: How this came about: I recently was working on an instructable about charlieplexing with an arduino. And I was wondering if the same principle..... Listed under: Motor Projects, Projects



658. Assembling the 8×8 LED Board Kit These are step by step instructions for assembling the 8x8 LED Board kit from moderndevice.com. I had never played with LED displays before using this kit. I suggest reading through all the assembly steps BEFORE starting to solder because assembly order DOES matter with this..... Listed under: LED Projects



659. CatGenie: A smart, resettable SaniSolution cartridge The project This project follows on from the excellent work by ScotSEA and his Arduino reset program (see <http://www.instructables.com/id/CatGenie-Resetting-a-SaniSolution-Cartridge/>). I had never taken my Catgenie apart as Scott did, but had built a small contact board instead. I had previous updated Scott's program to..... Listed under: Security – Safety Projects



660. My Ninth Project: Robot Arm with Joystick Shield using Arduino Although it is great controlling the robot arm with computer or mobile phone, I think using joystick is also cool, so I've bought a joystick shield and make a new project. This joystick shield is compatible with Arduino. It also support Nokia 5110 LCD module,..... Listed under: Robotics – Automation Projects




661. Beat Sync using an Arduino Beat Sync is a single frequency audio spectrum volume meter. It can isolate around a certain frequency (I choose the bass) and display it on a creative 8 segment LED bar graph. This is meant to be quite simple, yet allowing room for..... Listed under: Projects, Sound – Audio Projects

662. Laser Tag Stuffed Animals Ever feel like there aren't enough toys at the intersection of cuddly and terrifying? Wish your stuffed animals could double as weapons? Then I've got the toy for you. These Laser Tag Stuffed Animals easily transform from being a cuddly night light to the world's..... Listed under: LED Projects





663.  Arduino and L293D Robot (Part 1) Here is part 1 of the Arduino and L293D Robot.This is part of a series of instructables leading to a Line follower Robot. This is a basic Robot made by controlling two motors via the L293D chip through an Arduino Board. I have done this project in..... Listed under: Projects, Robotics – Automation Projects



664. Mini BillBoard using Arduino Designing a Mini BillBoard using LED Lights(different colors) , Arduino and Bread Board. Thought of creating a mini billboard, that could display my name ("Josh") . This is for one of the build nights (required us to use LED lights). This billboard would blink in..... Listed under: Game – Entertainment Projects, LED Projects



665. D-Led Shield v1.0 (for monitoring) Good day fellow enthusiast! Here is one of my latest and simplest shield designs for an arduino board. The thing here is, sometimes we have a hard time checking out which I/O pins are LOW or HIGH, especially when we are dealing with LED, motors,..... Listed under: LED Projects



666. How to Make Musical Floppy Drives using an Arduino My brother posted a video about this on facebook almost a year ago. Some old floppy drives playing Bach's masterpiece Toccata & Fugue and it got me really interested. So I read about it when the author posted a how-to on his blog and did a couple of tweaking,..... Listed under: Game – Entertainment Projects, Projects, Sound – Audio Projects



667. Pimp My Zoomobil using Arduino I recently put together the Playmobil Zoomobil for my kids. As I was busy snapping all the pieces together, I became more and more convinced that this cart had been made to have lights. It's hard for me to believe the original product designers at..... Listed under: Game – Entertainment Projects



668. Using a Dot Matrix LED with an Arduino and Shift Register The Siemens DLO7135 Dot matrix LED is one amazing piece of optoelectronics. It's billed as a 5x7 Dot Matrix Intelligent Display (r) with Memory/Decoder/Driver. Along with that memory, it's got a 96-character ASCII display set with upper and lower case characters, a built-in character generator..... Listed under: LED Projects, Projects



669. SYNTHDUINO The synthduino is a fun arduino project to do and as a beginner it is a great way to learn new things about arduino's many features. With only using household items to build the synthduino you will be satisfied with the finishing project and feel..... Listed under: Game – Entertainment Projects



670. Arduino Controlled ATX Power Supply Can a microcontroller control its own power? Well nearly! An ATX power supply, either new or from an old PC, is a great way to power Arduino and other microcontroller projects. That is covered in several 'ibles such as this one. However, because of some..... Listed under: Other Projects, Projects



671. Reading Digital Callipers with an Arduino How to use an Arduino to read the signal from a set of digital callipers and send the reading over USB. Why? This might be useful for accurate position sensing in home made / hacked computer aided manufacture systems. Adds USB functionality to your callipers..... Listed under: Interfacing(USB – RS232 – I2c -ISP) Projects, Projects



672. Personalised Word Clock using Arduino Build a unique personalised gift that's cool and reflects the character of the recipient. What's different about this Word Clock is that it is small enough to sit on a bedside desk, displays the recipients name and has personalised messages that appear at different times..... Listed under: Clock – Timer Projects



673. Arduino String Instrument Sure you can use LDR's, potentiometers and buttons to generate sounds, but what about strings? When I began thinking about an Arduino string instrument, I realized what I wanted to create was a soft potentiometer. I found my inspiration from Hannah Perner-Wilson's Fabric Potentiometer <http://www.kobakant.at/DIY/?p=543>. Step..... Listed under: Metering – Instrument Projects



674. Autonomous Paintball Sentry Gun using Arduino Make your own, custom AUTONOMOUS SENTRY GUN! A Microcontroller Contest Finalist and Runner Up Winner. This instructable is out-of-date. For the most recent version of the tutorial, see the website . Cheers! This sentry gun autonomously tracks, aims, and shoots at targets, using: -An airsoft or..... Listed under: Arduino Programmer Projects, Projects



675. BUGBot – Light Follower Robot using Arduino The figures above shows the basic idea of any robot, where we have some inputs and output devices connected to the brain and some outputs controlled by the brain. In our case we will have the Arduino like the brain. The central Brain, controls all..... Listed under: Projects, Robotics – Automation Projects



676. The “all in one box” aquarium feeder using Arduino Step 1: Things you will need the images show you what you need. you will also need (but is not shown in picture soldering iron shrink tubes lighter 5 volt power supply usb cable (to program you're arduino) info on the foamed pvc sheet..... Listed under: Home Automation Projects




677. Dirt cheap Arduino LED light bar This instructable was designed for beginners in mind, but advanced users can easily adapt it to fit their needs and wants. It only uses a few common components, so you shouldn't have much trouble putting this together. It's a good waste of 5 minutes with..... Listed under: LED Projects, Projects



678. Intelligent Solar Garden Light using an Arduino- Part 1 I bought a solar powered garden light. The solar panel charges the batteries and when it gets dark the lights (3x LEDs) turn on until it either gets lights again or the batteries run out. It has a small amount of intelligence (turns on when..... Listed under: Battery Projects, Home Automation Projects, Projects



679. Kickstarter Backer Alert with Stats Scroller, using Arduino Yun The Arduino Yún is a curious addition to the Arduino family. There is a fairly widespread community surrounding the Arduino concept, platform and software. There's another popular community dedicated to hacking and improving inexpensive wireless routers, which often run Linux. The Yún combines the two...it's..... Listed under: Car Projects



680. Interactive Stereoscopic Installations: visual rupture with the Diplopiascope What is it? This is an ongoing project that i've been working on to see the potential of interactive stereoscopic installations in examining the perceptual process. I use a setup that i've called a Diplopiascope to investigate this. The Diplopiascope has gone through a few..... Listed under: Video – Camera – Imaging Projects



682. 8x8 LED Matrix Animations using an Arduino For a party we were about to have I wanted a cool light display to use with my new Xmas present - an Arduino Uno. Having looked at the LED matrix's here I wanted a bigger one that I could hang on the balcony. I also wanted..... Listed under: LED Projects, Projects



683. Arduino-Based Blue Box (Phone Phreaking) History and Story In the 1950s, 1960s, 1970s, 1980s and even up into the 1990s phone phreaking was an amazingly cool way to explore an unknown world of phone switching networks. To "phreak" a telephone switch, can be done by using frequencies, or tones to..... Listed under: Phone Projects



684. Arduino Combination Door Lock: Lockduino Ready to put a combination lock on your door to keep out intruders? You've come to the right place! In this i'ble I will show you step by step how to make a combination lock for your door! Watch this video of the finished product!..... Listed under: Security – Safety Project Ideas



685. Serial Servo Controller with Arduino I'm going to show you how to use your Arduino to control up to 12 servos at once with minimal jitter. Using a simple serial interface you can control the position of up to 12 servo channels. Up to 10 snapshot positions can be saved..... Listed under: Interfacing(USB – RS232 – I2c -ISP) Projects, Motor Projects, Projects



686. LED Watch using an Arduino This instructable will show you how to make your own arduino based watch that tells time using a matrix of LEDs. This is my first instructable, so if something is unclear leave me a comment or send a message! I was inspired by all the..... Listed under: Clock – Timer Projects, LED Projects, Projects




687. DIY a Spelling Game with an Interactive Robot using Arduino Did you hear before about Social Robot? Did you you see the Pepper Robot or Jibo robot? These kinds of robots that can hear you, understand you and make a social contact with you via sound, facial expressions and body gestures. Social robots have various..... Listed under: How To – DIY – Projects, Robotics – Automation Projects



688. DinoCalc Version 1.0 (Arduino Pro Mini Protoboard Version) Latest Release: <http://code.google.com/p/dinocalc/> Development: <https://github.com/WeaselJones/DinoCalc> This is a calculator without a LCD that tells you if your math answer is right or wrong, without giving you the answer. This instructable will show you how to make this simple math checking..... Listed under: Calculator Projects



689. MP3 Interface for Arduino I have added a follow-on to this Instructable: <http://www.instructables.com/id/Cheap-and-Easy-MP3-Shield-for-Arduino/> The follow-on shows you how to design, etch and build a PCB shield to connect the MP3 to the Arduino. Replaces the analog switches with a 74HC244. Single layer board with large surface mount component design. Only..... Listed under: Interfacing(USB – RS232 – I2c -ISP) Projects, Projects, Sound – Audio Projects




690. Ethernet Switching – with Arduino Aim: Switch relays from the ethernet or the internet, using your mobile, tablet or computer with a nice graphical user interface. Update V4.06 Please read the below steps to Step 2 if you are viewing this article for the first time. Please go to step..... Listed under: Internet – Ethernet – LAN Projects



691. Illumino: EEG hat with Arduino turns brain activity into light Ever wanted to visualize your brain activity in real-time? Move an object on a screen with your mind? EEG devices are fantastic fun and allow you to do such things! This tutorial will show you how to make an illumino: a recreational EEG hat that..... Listed under: Game – Entertainment Project Ideas




692. Virtual Etch A Sketch The Etch A Sketch: famous, creative, and unique. Unfortunately I have no clue where the one from my childhood is, so I decided to make my own virtual one! Check it out (and my awful drawing skills) below. This Etch A Sketch is quite like..... Listed under: Game – Entertainment Projects




693. ATtiny programmer using Arduino ISP Thanks to: <http://jeonlab.wordpress.com/> For relatively small (less number of pins than ATmega328) projects, ATtiny series, ATtiny45 or Attiny85 are good choice in terms of its physical size (8-DIP or 8-SOIC) and low power consumption. There are many ways to program it. One of the popular..... Listed under: Interfacing(USB – RS232 – I2c -ISP) Projects, Projects




694.




TurtleDuino Object Avoidance Robot using Arduino Hello, in this instructable I'll be showing you step by step how to build the TurtleDuino, an object avoidance robot, with an Arduino UNO microcontroller on board. I designed the TurtleDuino using material from the hardware store (Home Depot) and all the electronics from sparkfun.com..... Listed under: Projects, Robotics – Automation Projects
695.




Home Automation: Drapes using Arduino Hate having to manually open and close your drapes? Hate getting back from work/school and your room is dark and dreary? Do you want curtains that open and close themselves? Then you need Dr. Drape! Dr. Drape is an easy DIY project using an Arduino..... Listed under: Home Automation Projects
696.




Convert a toy piano to work as a midi device and use it with Synthesia Goal of this project: Convert a cheap toy piano to work as a midi device and use it with Synthesia (<http://www.synthesiagame.com/>) Other programs that use midi inputs can also be used. Approach: The pushbuttons of the piano are used to make a simple pull-down circuit..... Listed under: Interfacing(USB – RS232 – I2c -ISP) Projects, Sound – Audio Projects
697.




Tankbot – Internet Controlled Tank Robot using Arduino Do you remember a game called Tank Wars? This is an attempt to make a physical version of that classic arcade game. You, the player drive an Arduino powered tank and fire a laser at a target. This project uses an Arduino to control a tank..... Listed under: Internet – Ethernet – LAN Projects, Projects, Robotics – Automation Projects
698.




Custom OBD II Gauge in With OEM Look using arduino <https://github.com/stirobot/arduinoModularTFTgauges>I built a custom OBD II (on board diagnostics version 2 http://en.wikipedia.org/wiki/On-board_diagnostics) gauge in the clock of my Subaru BRZ (GT86, FRS) and a lot of people wanted me to build them one. Here is how you can build one of your own. My wife..... Listed under: Arduino Car Project Ideas
699.




Garage Genie – Parking & Remote Control using Arduino The Garage Genie Parking & Remote Control is a car automation Arduino gadget. Click on the two images above to see the animated explanation. It aims to do a few things: 1. The “traffic lights” tells you when you’ve inched your car up close enough..... Listed under: Arduino Car Project Ideas
700.




Guitar Tuner for the Blind (using an Arduino) How to modify a guitar tuner so it can be used by a blind person This build uses an Arduino Pro mini microcontroller, (all code is provided). This project was undertaken for the charity Remap, which provides custom-made equipment for people with disabilities. Summary Begin with..... Listed under: Sound – Audio Projects
701.




An FM Stereo Broadcaster PLL using Arduino I have two good AM transmitters - one I'd built using a single 6888 Tube plus an old KnightKit Broadcaster that I'd refurbished, as well as a high-quality solid state transmitter from SSTRAN that I use to play music over the several antique AM radios I've repaired..... Listed under: Projects, Radio Projects
702.




AC Arduino dimming circuit THANKS TO CONCERNED VIEWERS, I HAVE LEARNED THAT THIS IS NOT SAFE AND SHOULD NOT BE REPLICATED. SO PLEASE DONT TRY THIS 😊 THANKS TO EVERYONE WHO COMMENTED, I LEARNED A LOT I am not an engineer, just an experimenter and hacker and prototyper etc,..... Listed under: Home Automation Projects, Projects
703.




Tiny Altoid Tin Robot With Personality I love robots. Normally the ones I build are quite large and wouldn't fit in your pocket, but for a change of pace I decided I would try something small and fun! This robot is exactly that, and in fact fits inside of an altoids..... Listed under: Robotics – Automation Projects
704.




5×5 LED Cube using Arduino Uno This is a step by step explanation of how to build a 5x5 LED cube using an arduino. I did this project for my undergraduate electronics class and it took me about 2 weeks to complete. Note: Apparently, some of the links for the supplies..... Listed under: LED Projects, Projects
705.




Self-Watering Plant using an Arduino Plants live up any space by adding a sense of airiness and life. That is - of course - when you don't forget to water them, and they shrivel up and die. I am very bad at remembering to water plants. That is why I..... Listed under: Home Automation Projects, Projects
706.




Froggy World 5 The Coffee Gripper In Froggy World, the amusement park for adventurous plastic frogs, it became necessary to to move the frog from a train car back to the catapult. Because I couldn't know whether the frog would be upright or sideways--and in what orientation--the gripper was a challenge..... Listed under: Home Automation Projects
707.



Dual H-Bridge – Arduino L298 Breakout Board This is my homemade Dual H-Bridge using the IC L298N. For control DC motors or step Motors ao other purposes just like you need. Breakout L298N.ppt1 MB Step 1: Hardware and Materials This is the basic schematic. It works perfectly. A more advanced schematic and..... Listed under: Arduino Android
708.




Interfacing a Digital Micrometer to a Microcontroller We had a project that required connection to a digital micrometer with a data output jack. The idea was to connect a microcontroller to the micrometer, to read the measurements and make decisions based on the readings. The micrometers that we used are made by..... Listed under: Metering – Instrument Projects
709.




Bubble Wall | Interactive, Inflatable Panel Bubble Wall | Breathing Wall Panel System Interactive, Inflatable, Playable Wall Brief Project Description This was an artistic piece installed for a digital fabrication show at the University of South Florida School of Architecture and Community Design. While this brief is specific to this panel,..... Listed under: Game – Entertainment Projects, LED Projects




710.




Big Spectrum Analyzer with Arduino Let's put together a pixel strip with an HL1606, an Arduino UNO and the Spectrum Shield to build a seven bands "large" Spectrum Analyzer of simple construction. The Strip used uses the HL1606 controller to allow direct management of each of the LEDs. The chip..... Listed under: Game – Entertainment Projects, Home Automation Projects, Projects
711.




Wii Nunchuk Controlled Model Train using Arduino Using an Arduino microcontroller, an Adafruit motor shield, and a Wii Nunchuk, you can create a intuitive, programmable, model train controller to run your layout. Amaze your friends. Entertain your kids. Not quite DC, not quite DCC. You're headed for the hacker lands of PWM..... Listed under: Game – Entertainment Projects, Projects
712.




A Facebook-Connected, Arduino-Powered Music Party Music party is a new way to listen to music with others. By tapping an RFID/NFC device that is synced to a Facebook account on an Arduino RFID reader shield and sending that unique ID to Music Party server using the Arduino WiFly shield, we..... Listed under: Internet – Ethernet – LAN Projects, Sound – Audio Projects
713.




DIY Arduino Board Water Meter Working with the interaction design team, a bunch of us at Teague have been tinkering with measuring water, analyzing usage data in realtime to affect behaviors, and storing it to see patterns over time. At the heart of the exploration was a need to cheaply measure water..... Listed under: How To – DIY – Projects, Metering – Instrument Projects, Projects
714.




Arduino LCD Metronome Connecting the LCD The first step is to wire up the LCD. The HD44780 has 16 pins: Pin 1 - Vss Pin 2 - Vdd Pin 3 - Vo Pin 4 - RS Pin 5 - R/W Pin 6 - E Pin 7 - DB0..... Listed under: LED Projects
715.




Self Balancing Segway Instructabot [box color="#985D00" bg="#FFF8CB" font="verdana" fontsize="14 " radius="20 " border="#985D12" float="right" head="Major Components in Project" headbg="#FFEB70" headcolor="#985D00"] Supplies: 1. Arduino: I used an Uno 2. 7.2v battery 3. Set of motors: Parallax's 7.2v motor set <http://www.robotshop.com/parallax-7-2v-motor-bracket-wheel-kit-pair.html> 4. Analog accelerometer <http://www.robotshop.com/sfe-3g-tripleaxis-accelerometer-breakout-board-adxl335-2.html> 5. Sabertooth 5X2 motor controller <http://www.robotshop.com/productinfo.aspx?pc=RB-Dim-19&lang=en-US> 6..... Listed under: Game – Entertainment Project Ideas, Robotics – Automation Project Ideas
716.




Garduino-Automated Gardening System using Arduino This instructable is a guide for setting up an automated gardening system using an arduino and other cheap electronic parts. It allows sustainable gardening by using sensors to determine soil moisture, as well as a webscraper to determine future weather. It uses this information to save water by only..... Listed under: Home Automation Projects, Projects
717.




Self-Contained 7x7x7 LED Cube LED cubes are true 3D displays that work by lighting up points in a 3D lattice of LEDs. On the 3D display you can produce some truly mesmerizing animations. This Instructable will walk you through creating an LED cube for yourself that is completely self-contained and powered..... Listed under: LED Projects
718.




Burning the Bootloader on ATmega328 using Arduino UNO as ISP I had one remote controlled project that needed an Arduino running 24/7 but I didn't want to leave my \$32 Arduino UNO, so I decided to buy some pieces and created my own Arduino. The most important part was buying the microcontroller. These were my..... Listed under: Interfacing(USB – RS232 – I2c -ISP) Projects, Projects
719.




How To Make A Board Game Using Arduino In this Instructable, we'll teach you how to create your own "Would you rather... " board game using conductive paint, an Arduino microcontroller, and some electronics components. Players take turns moving along the game path as directed by an electronic dice roll. Along the way,..... Listed under: Game – Entertainment Projects, Projects
720.




FuzzBot The FuzzBot is an awesome, fast, fully autonomous small Arduino robot that everyone loves!!! It uses the compact Pololu ZumoBot Chassis kit for a great drive system, and uses a Parallax Ping sensor to sense proximity, to make the FuzzBot fully autonomous. I like to..... Listed under: Robotics – Automation Projects
721.




Arduino camera Lens Controller My Lumix GH2 Micro Four Thirds camera not only shoots fantastic high definition videos, but with inexpensive adapters I can use it with older manual lenses that are cheap and often very high quality. I shoot a lot of performance videos for my daughter's dance studio, and I..... Listed under: Projects, Video – Camera – Imaging Projects
722.




Capacitive touch Mood light using Arduino This instructable is a quick write-up of my experience creating a multifunctional moodlight. Some basic knowledge of electronic circuits is expected. The project has not yet finished, some adding functionality and tweaking has to be done but it is already functional. If you guys are..... Listed under: Game – Entertainment Projects, Home Automation Projects, LED Projects, Projects
723.




Arduino-plex 2.0: Modular Plexiglas Arduino Work Surface Last year I needed a board that I could stick my breadboards to, that would also securely hold my Arduino. I used some Plexiglas I picked up at Skycraft in Orlando and I glued everything together with Crazy Glue. This worked well, but it didn't..... Listed under: Development Board – Kits Projects
724.



The morse code generator by a PS\2 keyboard using Arduino Hi, all! Today I' m trying to explain you my last project: "The morse code generator by a PS\2 keyboard" I' ve used an PS/2 keyboard to send input to my Arduino board (like described in here) and transform it in morse code that activate..... Listed under: Arduino Programmer Projects, Projects
725.




Nokia LCD & Sensors using an Arduino Arduino: Nokia LCD & Sensors PROBLEM: Making my Arduino, a Temperature-Relative Humidity sensor and a Nokia3310LCD screen work together. Now, I'm a Lazy Old Geek, so what I wanted was an Arduino kit that would take shields. This Freeduino was the cheapest that I could..... Listed under: LCD Projects, Phone Projects, Projects, Sensor – Transducer – Detector Projects
726.




Program an ATtiny with Arduino Follows are directions for programming the ATtiny microcontrollers using the Arduino IDE. In plain English, this is how to program 8-pin Atmel chips as you would normally an Arduino. This is cool because the ATtiny is tiny, and - well - this allows you to..... Listed under: Arduino Programmer Projects




727.




Stupid Simple Arduino LF RFID Tag Spoofers RFID tags are all over the place. They're used in building access control systems, passports, inventory tracking . . . This instructable will show how you can use an Arduino and a few simple components (wire coil, transistor, capacitor, resistor) to make a device..... Listed under: Projects, RFID - NFC projects
728.




Ultrasonic Tape Measure using Arduino Have you ever wanted an ultrasonic tape measure, like this Stanley? (See picture). Well, I have but then I am a Lazy Old Geek. I don't really need one but I thought I'd try to make one. And naturally, I thought of an Arduino. August..... Listed under: Metering – Instrument Projects, Projects
729.




Interface Arduino to MySQL using Python Here's a brief tutorial that should get you up and running interfacing your Arduino with a MySQL database. For the sake of this tutorial, I am assuming you know how to set up and use MySQL. This tutorial does not require much Python experience, but..... Listed under: Interfacing(USB – RS232 – I2c -ISP) Projects, Internet – Ethernet – LAN Projects
730.




LDR Robot using an Arduino LDR Robot with IR and a Servo The LDR/IR Robot is designed to seek out light and avoid obstacles. The robot uses the Light Dependent Resistor to seek out light and the Infrared Sensor to detect and avoid objects in its path. The following are..... Listed under: Projects, Robotics – Automation Projects
731.



Jeopardy Ring-in Buttons with Built-in Rules using Arduino There are several good Jeopardy/Game Show lockout buttons/buzzers, but none incorporate the timing rules of Jeopardy. I am learning about the Arduino and I thought that this would be a great project to practice with. The rules include a question reading period with no timeout..... Listed under: Game – Entertainment Projects, Projects
732.




Frankenstein Laser Engraver This Frankenstein Laser Cutter was built out of an old scanner and printer. The whole thing evolved around the instructable of Groover and his 'Pocket Laser Engraver'. This is a Making-Of. Although a lot, if not everything, of the mechanical construction requires ingenuity I tried..... Listed under: Metering – Instrument Projects
733.




Low cost Ethernet shield with ENC28J60 using Arduino Economical alternative to original Arduino ethernet shields, allows data rates up to 10 Mbps and is achieved with a traditional assembly components. One of the most interesting shield that you can mount on the Arduino platform is certainly the ethernet shield, because enable numerous networking..... Listed under: Internet – Ethernet – LAN Projects, Projects
734.


Pan & Tilt Servo bracket controlled by Arduino Hi, in this instructable i am showing you how to build a very nice and very sturdy pan & tilt turret for your rc / arduino projects. (Please don` t judge my english grammer etc. i` m from holland) The things that you need for this project..... Listed under: Other Projects, Projects
735.




The Octo-phonic Synthesizer The Octo-phonic Synthesizer is a polyphonic synthesizer that is able to produce eight tones that in the end, creates a musical scale. Inspiration for this creation came from this project. I like to think of it as an electronic organ. I used the core foundation of blinkyblinky's idea,..... Listed under: Sound – Audio Project Ideas
736.




Clock with Tics (presentation prototype) using Arduino Clock with Tics is an Arduino-powered 24-hour digital clock that displays expletives at random intervals. A clock 'ticks'. A 'tic' (note the different spelling) can be a mental disorder and can manifest itself in a number of ways; most seriously, someone suffering from "Tourette's Syndrome" Listed under: Clock – Timer Projects, Projects
737.




Cheap Lcd screen for the Arduino We have used the pda with a desktop computer (robot) and with the Nslu2. Here we are going to use an old pda with serial port.to act as an lcd. Everyone either has one or knows someone who has an old pda that they do..... Listed under: LCD Projects
738.




Starting with robotics (Arduino) Starting with robotics can be hard, if you don't know where and how to start. Best way to start is to make mobile robot. In this step-by-step we will show you, how to make cheap robot with parts available in your local store and household..... Listed under: Robotics – Automation Projects
739.




Compact 3-in-1 Stripboard DIYduino with Integrated Sensor and L298N Motor Shield I am presenting a compact design of a stripboard Arduino board (DIYduino) that includes a 2A motor driver and has additionally the functionality of a sensor shield. The 2-channel version cost approximately \$29.43 and is more affordable compared to \$39.00 for a commercially available system..... Listed under: Interfacing(USB – RS232 – I2c -ISP) Projects, Motor Projects, Projects, Sensor – Transducer – Detector Projects
740.



Rainbow Word Clock using Arduino At long last I have managed to finish the Rainbow Word Clock! Once again, this one was inspired by Doug and his creations <http://www.instructables.com/id/The-Wordclock-Grew-Up/> I have a fixation with RGB LED's at the moment and I wanted to do something a little different. So, while it..... Listed under: Clock – Timer Projects, Projects
741.



Persistence of Vision Wand using Arduino Persistence of Vision (POV) Wands are a fun way to create interesting long exposure photographs and light displays. The wand consists of a single row of LEDs controlled by an Arduino Uno. When the wand is turned on it appears to be flickering in a..... Listed under: Game – Entertainment Projects, Home Automation Projects, Projects
742.




Big Ball Maze Game using Arduino This project was the result of an urge to contribute something to the Creative Games section of my kids' elementary school fair. The kids loved it for it's simple old-school game aesthetic mixed with Wii-style and Kinect-style video game control. It's a spin-off project of..... Listed under: Arduino Android, Internet – Ethernet – LAN Projects, Projects
743.


Batgirl Birkin Bag What a girl wants. What a girl needs. What's more exclusive and has more cachet than scoring a Birkin bag? Pow!!! A Batgirl Birkin bag! Holey Haute Couture, Batman! Yes, you too can knock off a version of this famous bag. Okay, even mine started..... Listed under: Home Automation Projects, Phone Projects, Sensor – Transducer – Detector Projects




744.




Internet Devices for Home Automation using Arduino This instructable shows the principles involved in making devices to control home automation over the internet. We're going to construct a device (or several of them), that talk to each other over the internet to control lights, motors for curtains/blinds, power sockets etc. In contrast..... Listed under: Home Automation Projects, Internet – Ethernet – LAN Projects, Projects
745.



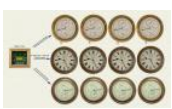
Arduino powered Solar Battery Charger The following design is for a Solar battery charger ran by an Arduino Nano. It can handle a standard lead acid 12V battery, like for a scooter or a car. Furthermore the design has been tested and runs with 90% efficiency under 70°C (158°F). It..... Listed under: Battery Projects, Solar energy projects
746.




Code generator for custom Android or Arduino menus Introduction This is the first of two instructables that make up a complete customizable Home Automation for Beginners example. See DIY Home Automation for Beginners for the second part. It is aimed at the absolute beginner. If you can handle a sharp knife without cutting..... Listed under: Arduino Android
747.




Programmable Temperature Controller + Hot Plate Heating things up is one of the most performed tasks in a lab. Quite a lot of times it is not enough to simply hold something at a certain temperature, but the rate at which something is heated and for how long is just as..... Listed under: Arduino Programmer Projects, Metering – Instrument Projects, Temperature Measurement Projects
748.




DCF77 master clock MK2 Features Arduino 328 Microprocessor is used to decode and display Time & date from the DCF77 "Atomic" Clock in Mainflingen near Frankfurt C The DCF77 signal is decoded using the fantastic new DCF77 library written by Udo Klein meaning the clock stays in sync and..... Listed under: Clock – Timer Projects
749.




Arduino-powered LED Clock A fun, simple LED clock, that will give you the time to the nearest half hour using single-color LEDs. Parts needed are as follows: Arduino Nano 400 tie-point Breadboard Ribbon Cable DS1307 RTC IC 32.768 kHz Crystal (12) 10mm LEDs (12) 180 Ohm resistors (2)..... Listed under: Clock – Timer Projects, LED Projects
750.




Arduino Programmable Constant Current Power Resistance Dummy Load Glad to see you have arrived on this page to learn how to build a programmable constant direct current dummy load. This load will allow you to draw a set current from any source. This load can also be set to a constant resistance or..... Listed under: Arduino Programmer Projects
751.




Network Time Protocol (NTP) Client using Arduino In this example, you will use your Ethernet Shield and your Arduino to query a Network Time Protocol (NTP) server. This way, your Arduino can get the time from the Internet. Circuit The Ethernet shield allows you to connect a WizNet Ethernet controller to the..... Listed under: Internet – Ethernet – LAN Projects, Projects
752.




Drive by wire go kart using Arduino I just got a new go kart engine, i went from 6hp to 10hp. This new kohler engine I got I think was not built to put on a go kart, so I had some trouble finding a way to attach the gas petal. Well..... Listed under: Car Projects, Motor Projects
753.




Programming Arduino Wirelessly The Arduino system offers an easy and open-source method for programming microcontrollers. Normally this means using a serial cable or USB cable attached directly to the microcontroller project. But what if your project is floating in a weather balloon, glued to the bottom of a swimming pool..... Listed under: Arduino Programmer Projects, Projects
754.




Put a Cylon in it! Last year the comedy sketch show 'Portlandia' made fun of an arts and craft trend, where craft artists would take ordinary items and 'put a bird on it'. I fell victim to a similar trend in the geek crowd: Take an ordinary silver item and..... Listed under: LED Projects
755.




Water Flow Gauge using Arduino Measuring the consumption of a resource that has units by volume can be more tricky than it sounds. Use of resources such as water, gas, and even electricity is typically measured by gauges that determine either instantaneous flow rate or cumulative volume over time. Both..... Listed under: Other Projects
756.




Modern RGB LED Clock using Arduino As hard as it might be to believe, I had never built an electronic clock of any kind. I've always thought electronic clocks were passe and not worth the time to design and build one. In addition, I thought that all interesting electronic clocks designs..... Listed under: Clock – Timer Projects, LED Projects, Projects
757.



Low resolution display done right A resolution of 8x8 pixels may not sound like enough for anything interesting, but with the right setup, it is possible to create beautiful, complex animations and even add some interactivity. In the next pages I will detail the steps needed to build the low-res..... Listed under: LCD Projects
758.




64 pixel RGB LED Display – Another Arduino Clone This display is based on an 8x8 RGB LED Matrix. For testing purposes it was connected to a standard Arduino board (Diecimila) using 4 shift registers. After getting it to work I permatized it on a fabbed PCB. The shift registers are 8-bit wide and..... Listed under: LED Projects, Projects
759.




RFID cat door using Arduino Intro: RFID Cat Door This is a cat door /flap that can only be opened by the animal that wears the appropriate RFID tag. Arduino controls the process. It features a custom made antenna large enough to function as a gate, which makes it easy..... Listed under: Projects, RFID - NFC projects


760.




Automatic Multi-Photo Taker (Photobooth Style) This is a tutorial on how to program your DSLR camera to take photos photobooth-style. It's a simple Arduino setup that allows you to take continuous photos with 3-second delay intervals. This was built for a college electronics project. A motion sensor detects motion in..... Listed under: Video – Camera – Imaging Projects
761.




How To Smell Pollutants using an Arduino This Instructable explains how to use a gas sensor with your Arduino. This lets your Arduino smell (and hence you program responses to) overall gas levels for a variety of nasties, including ethanol, methane, formaldehyde, and a bunch of other volatile organic compounds. My cost..... Listed under: Projects, Sensor – Transducer – Detector Projects
762.




Gas detector / indicator (USB powered) with arduino ArduSniffer This Instructable shows how to build a gas detector / indicator using an arduino. The finished product is USB powered and displays the amount of detected gas on a led display. In this design the reset button on the arduino is also working. This..... Listed under: Projects, Sensor – Transducer – Detector Projects
763.




BoB the BiPed Did you buy an arduino after seeing all the cool instructables and now you tired of just making LEDs blink? Are you envious of all the cool walking robots people are building but don't have the experience or cash for all of those servos and expensive brackets?..... Listed under: Robotics – Automation Projects
764.




Arduino Programming With Atmel Studio 6.0 How to import the compiled Arduino IDE libraries into Atmel Studio 6.0 using a program written by Omar Francisco. This will allow you to use the feature rich programming environment of Atmel Studio to program the Arduino Uno. Other Arduino boards such as the Mega..... Listed under: Arduino Programmer Projects, Projects
765.




How to Control arduino by bluetooth from PC I wanted to make it possible to control an arduino board from my phone. So that I could control other devices. the easiest way seemed to be using bluetooth. but when I received the parts needed I found it want quite as simple as I..... Listed under: Interfacing(USB – RS232 – I2c -ISP) Projects, Projects, RTOS – OS Projects
766.




DIY Motion Sensor Alarm System Are you constantly being scared when people sneak up behind your back? Do you have bad hearing and can't hear people approaching you? Do you want to just build a super fun Arduino project? If you answered yes to any of those questions, then this..... Listed under: How To – DIY – Projects, Security – Safety Projects, Sensor – Transducer – Detector Projects
767.




Android talks to Arduino board This project slightly modifies the Google Android sample app called "Bluetooth Chat" so you can type a message in the Android app and that same message will appear on an LCD attached to an Arduino Uno. Functionality: Android talks to Arduino 1. Run the Android..... Listed under: Arduino Android, Internet – Ethernet – LAN Projects, Projects
768.




Motion Triggered Fog Machine using an Arduino Fog machines can be unruly beasts. Especially the non-professional models you buy for halloween. With low duty cycles, causing massive amounts of fog when you don't need it, and no fog when you do. Wouldn't it be nice to have fog only when people come..... Listed under: Other Projects, Projects
769.




The Boss Box Bot Welcome to the Boss Box Bot instructable, or as we like to call it, the Bo-Bo Bot. The Bo-Bo Bot was designed to use extremely low cost materials to allow people to construct a robot without high-priced kits. Our Bo-Bo Bot will be made using..... Listed under: Robotics – Automation Projects
770.




Daft Punk Coffee Table 5x5 LED Matrix using an Arduino Yes, I know this has been done before, but I wanted to build my own, using as few parts as possible. I built this as a table top or wall mount model, but it can be scaled up to make a coffee table. I built..... Listed under: Home Automation Projects, LED Projects, Projects
771.




Capacitive-Touch Arduino Keyboard Piano Using only an Arduino, a few resistors, a buzzer, and some bits of aluminum foil, you can create your own touch-sensor piano keyboard in just a few minutes! Using an Arduino Uno, you can create a piano with up to 18 keys; or with an..... Listed under: Development Board – Kits Projects, Sound – Audio Projects
772.




Arduino MIDI-in shield This instructable shows how to build a shield to connect devices that send MIDI signals (e.g. a masterkeyboard) to an Arduino. The basic schematic is derived from: <http://www.arduino.cc/cgi-bin/yabb2/YaBB.pl?num=1187962258/> Step 1: The schematic Basically the schematic is just an optocoupler with some resistors to decouple the..... Listed under: Projects, Radio Projects
773.



Arduino Servo Basic Code In arduino projects, you might add servo to your projects. This short tutorial, show you the basic how arduino and servo works together. Instruction; 1) Connect all jumper wire as shown in diagram. 2) Connect the signal wire from servo to digital pin 9..... Listed under: Motor Projects, Projects
774.



Arduino EMF Detector Here's a small, quick project you can do with an arduino, the EMF Detector! Step 1: Circut All you need for this project is 10- 330 ohm resistors 10- LED's 1-3.3m resistor 1-Solid core wire (this will serve as the probe) breadboard, wires, battery &..... Listed under: Projects, Sensor – Transducer – Detector Projects
775.




Arduino I2C and Processing As promised, this week brings another communications tutorial! In this video, we'll use both the serial and processing knowledge that we gained last week, plus an I2C enabled temperature-sensing IC. [box type="note" color=" #202020 " bg=" #ffbb00 " font="verdana" fontsize="14" radius="20 " border=" #000" float="right" head="Attributes"]Thanks to..... Listed under: Other Projects, Projects
776.


Scratching with Arduino MIT has developed a fantastic visual programming language called Scratch. It is also an amazing learning tool for children, because it is simple, cute, and by providing interaction with the real world by a board called “Scratch Sensor Board”. This Instructable shows the development of a shield..... Listed under: Projects, Sensor – ↑ Transducer – Detector Projects



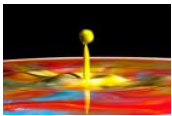
777.




Build Your Own Arduino Setting up an Arduino on a breadboard has become a process I have grown to love. Within a few minutes you can have a fully working Arduino platform to work with as you will see in this tutorial. There have been several occasions when I..... Listed under: How To – DIY – Projects, Projects
778.




Arduino Morse Code Shield Morse code was the breakthrough that made possible long-distance communication in the era of the telegraph. The code represents alphanumeric characters by short and long intervals of signal -- those familiar dots and dashes. For many years passing a Morse code test was a prerequisite..... Listed under: Ideas, Interfacing(USB – RS232 – I2c -ISP) Project Ideas
779.




High Speed Photography With this device you'll be able to: take pictures from anything you can sense or detect: - movement - sound - ... You don't need to modify your camera or flash for this. It's compatible with the old High Voltage flashes and the new TTL..... Listed under: Sensor – Transducer – Detector Projects, Video – Camera – Imaging Projects
780.




3 wires interface for LCD display using Arduino This post is based on the work made previously by tomek in wiring LCD displays using 4 bits. The basic idea is to group the 7 pins that are needed to drive the LCD in only 3 using a shift register. This is a cheap..... Listed under: Interfacing(USB – RS232 – I2c -ISP) Projects, LCD Projects, Projects
781.




Cheap working homemade arduino joystick Hello everyone! Today I present you : Arduino Joystick! One day I was checking the inside of old joystick. System wasn't that hard to understand, so I thought of making my of system. The whole build is made only by me. I didn't check the..... Listed under: How To – DIY – Projects, Projects
782.




Artoo [R2] (ATtiny2313 Wall Avoiding Robot) Since I had a lot of ATtiny2313s lying around I wanted to do something cool with them, I thought for a while and then decided to make a simple wall avoiding robot with the ATtiny2313, an ultrasonic sensor and 2 motors. Its an easy to..... Listed under: Robotics – Automation Projects
783.




Pet Curfew: An Arduino Controlled Pet Door The Problem: You want to restrict the time when your pet is allowed to go outside. This could be because the neighborhood is not safe for your cat or small dog at night (marauding coyotes comes to mind). But you would like your pet to..... Listed under: Home Automation Projects, Projects
784.




Garage Door Opener with iphone using Arduino What do I need to start? The hardware requirements to start is: *Note: where can I purchase the material with all the components to build myself the system: http://iwup.altervista.org/shop/reference_list.pdf 1.-) Arduino UNO with USB cable 2.-) Ethernet Shield Arduino 3.-) Relay (for arduino 5 V)..... Listed under: Home Automation Projects, Interfacing(USB – RS232 – I2c -ISP) Projects, Phone Projects, Projects
785.




R/C LEGO® Car Redux After I built R/C Lego Car, that used hacked motors and motor housings from the toy Car and toy R/C cars. I realized most of the parts from that toy R/C car that I took the motor out of became wasted. This way was not very..... Listed under: Game – Entertainment Projects
786.




Hercules: The Motion Controlled Android Robot using Arduino When I was in the 8th grade, I was intrigued while playing the motion games on Nokia 5800. I was thrilled, how I could control the racing car by only tilting the phone. I used to dream of making this same car in the real..... Listed under: Arduino Android, Internet – Ethernet – LAN Projects, Projects, Robotics – Automation Projects
787.




2-Player Pong Game with Arduino Uno Classical Pong game implemented on an Arduino Uno using a PCD8544 LCD screen which is better known as the Nokia 5110 screen. Player bars are controlled by a potentiometer for each player. If you want the bar to go left, just turn the potentiometer left..... Listed under: Game – Entertainment Projects, Projects
788.



James – Your first Arduino Robot Edit: Thank you so much everyone for voting for James in the Toy Contest! He got first place and I won a \$500 Shapeways voucher! Expect to see more robot instructables from me in the future! 😊 So you want to make a robot? Don't..... Listed under: Robotics – Automation Projects
789.




Build a transistor circuit board for controlling Air Conditioner remote control with Arduino I was supporting a group of student on their graduation project. One of the difficulties they faced was on controlling an A/C unit with Arduino microcontroller. The first experiment we tried to work it out was by record the A/C remote control beam signal for..... Listed under: Home Automation Projects, Projects
790.



uDuino: Very Low Cost Arduino Compatible Development Board Arduino boards are great for prototyping. However they get rather expensive when you have multiple concurrent projects or need lots of controller boards for a larger project. There are some great, cheaper alternatives (Boarduino, Freeduino) but the costs still add up when you need many..... Listed under: Development Board – Kits Projects, Projects
791.

Mini Arduino environment monitor ** UPDATE – Added RTC *** This is an Example of how you can use the Arduino to monitor various environmental parameters And display them on a LCD screen. Note: I Added a Real Time Clock!! To see the steps, added parts and Sketch I added new steps.. Step 1: Parts List..... Listed under: LCD Projects
792.




Micro LASER Show with a CD Lens Mechanism using Arduino Hello! This is the cheapest and easiest way to make a two-dimensional laser show projector. It uses just one pivoting mirror, powered by the focusing mechanism from a CD or other optical drive. They said it couldn't be done, but Ljudmila's skunkworks GRL research facility..... Listed under: Ideas, Interfacing(USB – RS232 – I2c -ISP) Project Ideas
793.

Stargate LED Lighted Necklace Ever need to have a Stargate handy? You can wear one around your neck and have it at the ready. Ears starting to bleed from the volume of the music at the club or that Euro-chic clothing retailer outlet? Activate the Stargate to jump to..... Listed under: LED Projects







794.




Twitter Mood Light using an Arduino How's the world feeling right now? This box tells you. Powered by: an Arduino, a WiFly wireless module, an RGB LED, Twitter.com and a 9v battery. I'm a news junkie. I want to know everything that is going on in the world as soon as it happens. I want to wake up and..... Listed under: Home Automation Projects, LED Projects, Projects
795.




Bootload an Arduino with a ZIF Socket Bootloading an Arduino with a ZIF socket allows you to easily program a lot of chips at once without worrying about mangling the pins. The reason for this is that ZIF stands for "zero insertion force," and as the name implies, ZIF sockets don't require..... Listed under: Projects, RTOS – OS Projects
796.




Designing and building an synthesizer with Meeblyp and Arduino, added videos! For my internship at Create Digital Music/Meeblyp I've created quite a fun little synthesizer. This thing is meant to be more flexible than other synthesizer by making it completely independent; it is battery powered, has its own amplifier/speaker and is controlled by a manually operated sequencer. Inspiration..... Listed under: Sound – Audio Projects
797.




Arduino V-USB / HID 14 channel data logger UPDATE: Please see Addendum 2 at the end of this article for an Excel automatic logging implementation. There are several good articles on Instructables about building your own Arduino. Depending on your horde of electrical parts, you may be able to build an Arduino clone..... Listed under: Interfacing(USB – RS232 – I2c -ISP) Projects, Projects
798.



Resistor Color Code Calculator with Arduino This is a 4 band Mechanical Color Code Resistor Calculator, The idea of making this Mechanical Resistor came when I accidentally dropped my box of resistors and all resistors (1300 of them) got mixed up. ooops! . Thank god there's an APP for that, So..... Listed under: Calculator Project Ideas
799.



How to use a 1602 16X2 LCD display with Arduino, TI Launchpad, and standalone MSP430 video instructions I show how to use a standard 16X2 LCD display in three different use cases. 1. With an Arduino Uno 2. With a TI Launchpad MSP430 running Energia 3. Directly on a breadboard on an MSP430G2553 running Energia This LCD display is low cost -..... Listed under: LCD Projects, Projects
800.



The Arduino Internet Gizmo The Arduino Internet Gizmo is a USB, Arduino, and RFID device for web surfing. The gizmo works by placing an RFID tag on the top of the gizmo. The gizmo reads the RFID tag and sends the tag number via USB to a program running..... Listed under: Internet – Ethernet – LAN Projects, Projects

