



Advanced View Arduino Projects List

List of Projects using arduino with advance view:


1.




Real-Time Arduino GPS Tracker with iPhone app [INTRO] This past semester, I decided to build a GPS receiver with an iPhone app that tracks it for my semester project. Here is a step-by-step tutorial to show you how you can build your own. [OVERVIEW] Architecture of my Real-Time GPS Tracker project. I'll..... Listed under: Blog, GPS Based Projects, Phone Projects, Projects
2.




Arduino GPS Tracking System This was easily the most time I've spent producing an Arduino Tutorial. I've been sporadically walking around NYC with this Arduino GPS for weeks as I've tweaked the code and gotten it just right. If it wasn't obvious from the title, this tutorial will teach you..... Listed under: Featured, GPS Based Projects, Projects
3.




A arduino library for the MAX7221 and MAX7219 These two chips provide an easy way to control either an array of 64 Led's or up to eight digits made of 7-segment displays with a minimum of electronic components. Besides the chip itself you will need only a single resistor and one or two..... Listed under: Other Projects, Projects
4.




An amplifier for Arduino For my project, the Arduino output is not enough so digging on the net and asking to a friend some help, I managed to build an amplifier to feed my 3 computer fans. This circuit can be used as an amplifier to switch on and..... Listed under: Interfacing(USB – RS232 – I2c -ISP) Projects, Projects, Sound – Audio Projects
5.




Arduino temperature controlled PC Fan Oscar Gonzalez gives us a simple tutorial for speed controlling a PC FAN and reading a LM35 temperature sensor with an Arduino microcontroller. He covers the use of an optocoupler, PWM (Pulse Width Modulation) and reading analog voltages with the Arduino. He even has a..... Listed under: Projects, RTOS – OS Projects, Temperature Measurement Projects
6.




Power (Energy) Meter using Arduino Part 1. Analog Front-End. Opto-Isolator. Looking at the Power Quality Analyzer display, I was wandering, if there is any error in the measurement results, introduced by transformer. Overall THD picture doesn't change much, suspiciously drawing same chart in the morning and in the evening, when..... Listed under: Metering – Instrument Projects, Projects
7.




Audio VU Meter using Arduino Biasing AC input using resistor divider and scaling up / down if necessary; Sampling fast and accurately using direct access to Control Registers of ADC and Timer1; Subtract whatever was added at step #1 from result of Analog / Digital conversion and Square; Average /..... Listed under: Metering – Instrument Projects, Projects, Sound – Audio Projects
8.




True Analog Audio Volume Control using Arduino ow my Arduino can precisely measure audio input (VU meter), and obviously, next thing that comes to mind right after measurements, is regulation or control. There are many different ways how to electronically adjust audio volume or level of AC signal. I'll name a few:..... Listed under: Projects, Sound – Audio Projects
9.




Sound Localization using Arduino Well, it's elementary simple in theory, how to do sound localization based on phase difference of signals, that received by two spatially distant microphones. The Devil, as always, in details. I've not seen any such project created for arduino, and get curious if it's possible at..... Listed under: Projects, Sound – Audio Projects
10.




Speech Synthesizer using Arduino Synthesized speech was for a long time the Holy Grail of computing, and back in the 1980s when a 4MHz CPU made your computer the fastest machine in the neighborhood it just wasn't practical for software to create intelligible speech. In those days the only..... Listed under: Sensor – Transducer – Detector Projects
11.




Spectrum Analyzer, Arduino project with FFT algorithm The basic idea was to create color organ / spectrum analyzer on arduino board, trying to minimize quantity of external components, like analog filters, LED display drivers, etc. Spend a lot of time in search on internet I was able to find only two !..... Listed under: Game – Entertainment Projects, Home Automation Projects, Projects
12.



Arduino Sound Alarm I've just completed my second Arduino project, a sound level detector which sets off an “alarm” when there's the sound level is to high for too long. I built it for use in a school that wants to provide visual feedback to students when they..... Listed under: Projects, Security – Safety Projects, Sound – Audio Projects
13.




MEGAsshield KIT for Arduino MEGA 2560 R3 and Arduino DUE ARDUINO MEGA 2560 REV3 The MEGA 2560 is designed for more complex projects. With 54 digital I/O pi analog inputs and a larger space for your sketch it is the recommended board for 3D printers and robotics projects. This gives your projects plenty of..... Listed under: Development Board – Kits Projects, Projects
14.




How To Control A Stepper Motor With An Arduino Uno Overview Stepper motors fall somewhere in between a regular DC motor and a servo motor. They have the advantage that they can be positioned accurately, moved forward or backwards one 'step' at a time, but they can also rotate continuously. In this lesson you will..... Listed under: Motor Projects, Projects




15.




Arduino controlled Bluetooth-bot This instructable will show you how to convert an old toy R/C car from the thrift-store (\$1.50) into a bluetooth controlled robot. To make the conversion, you will need an Arduino (any type), an L298N dual 2-amp motor-controller (or similar), and a bluetooth serial adapter..... Listed under: Projects, Robotics – Automation Projects
16.




Arduino Battery As many of you may know, this Lazy Old Geek loves Arduinos. Many of my projects are portable and need a battery source: <http://www.instructables.com/id/Arduino-Pedometer/> <http://www.instructables.com/id/Arduino-Nokia-LCD-Sensors/> <http://www.instructables.com/id/Ultrasonic-Tape-Measure/> All pricing was determined about early 2012. So, I've been using Adafruit 6 AA Battery holder \$5.00 <https://www.adafruit.com/products/248>..... Listed under: Battery Projects, Projects
17.




Data Logger Project using an Arduino This is a data logger I made for my class. I couldn't find any instructions that I could use to make the Arduino record the light brightness and the temperature. Then display the temperature and the light value on the LCD then Save it to..... Listed under: Projects, Sensor – Transducer – Detector Projects, Temperature Measurement Projects
18.




Arduino & Visual Basic 6 Light Controller This instructable is something like a tutorial for new VB users. It shows how to create a parser base VB6 program to interact with Arduino circuit. Basically, interaction is in the form of serial communication via the USB port. This is my practice after learning..... Listed under: Other Projects, Projects
19.




Arduino LCD Twitter display a.k.a. the gratuitously complicated bidirectionally communicating Arduino-based scrolling Twitter display and notifier. ---- This project was mainly done as an excuse to learn how to use character LCD displays with my Arduino, and figure out how to make a bidirectional serial protocol. One major design..... Listed under: Internet – Ethernet – LAN Projects, LCD Projects, Projects
20.




Arduino Touch Screen Room Control Hey everyone, I finally finished my touch panel for my bedroom wall and am here to show you how i made it. Unfortunately its not installed in my wall yet as I might be moving and don't want to make anymore holes in my walls,..... Listed under: Home Automation Projects, Projects
21.




Very Simple Arduino Electric Lock This is a instructable for a very simple Arduino controlled electric lock. The key idea here is to be very simple as this was more of a proof of concept prototype type of thing. The Arduino is used as a switch to control the lock..... Listed under: Projects, Security – Safety Projects
22.




Simple Parking Sensor using Arduino My car has only parking sensor for the Reverse, so when I enter the Garage there is no way to know if I am close enough to the wall to allow the door to close or too close that I can hit the wall with..... Listed under: Car Projects, Projects, Sensor – Transducer – Detector Projects
23.




Arduino Weather Station Part3, Rain So one of my last projects was adding a weather vane to my Arduino weather station. <http://www.instructables.com/id/Arduino-Wind-Chill-Machine/> <http://www.instructables.com/id/Arduino-Weather-Station-Part2/> This Lazy Old Geek decided to add a rain gauge to it even though we don't get much rain in the high desert. Most digital rain gauges..... Listed under: Projects, Sensor – Transducer – Detector Projects
24.




simpleTweet_01 python using Arduino Arduino Python Twitter (Windows) In this instructable we'll modify my simpleTweet_00 and rewrite the Processing code with Python. You can expect an ignorant walkthrough by an illiterate noob, but maybe that's just what you're looking for. Before you begin: If you need help installing Python,..... Listed under: Development Board – Kits Projects, Projects
25.




Arduino Home automation This is a relatively simple controller for controlling equipment in your home. At the moment I control my central heating, security and lighting. By sending commands from my home computer. My homeeasy central heating controller hack. http://www.instructables.com/id/BampQ_homeeasy_home_automation_central_heating_c/ I am also able to login remotely from..... Listed under: Home Automation Projects, LED Projects, Projects
26.




Arduino 4x4x4 LED Cube Overview: This instructable will cover the building process of an 4x4x4 LED Cube. I will be using an Arduino to control the LEDs. Since the Arduino (Freeduino) has a total of 20 pins (including the analog pins) we will not need to have any multiplexing..... Listed under: Game – Entertainment Projects, Home Automation Projects, LED Projects, Projects
27.




Color Changing Night Light with ATtiny using Arduino I wanted to create something for my wife as a present and this is what I came up with. This is a dark activated color changing night light. It has a sensor that can tell when the room light is turned off. This then will..... Listed under: Game – Entertainment Projects, Home Automation Projects, LED Projects, Projects
28.



LED Dot Matrix Display using an Arduino In this project, you shall again use two sets of shift registers. These will be connected to the rows and columns of the dot matrix display. You will then show a simple object, or sprite, on the display and animate it. The main aim of..... Listed under: LED Projects, Projects
29.




Simple Relay Shield for Arduino Shield to control 6 relay, 6 digital input and 6 analog input with Arduino Duemilanove, Arduino UNO. The digital inputs and relay outputs are equipped with an LED that indicates the status. The circuit diagram is very simple: Step 1: Schematics and PCB In this..... Listed under: Development Board – Kits Projects, Projects
30.




Squirt – Arduino, motion activated water cannon Squirt is a motion activated water cannon using Arduino. This was designed for use in the garden but as it's winter we tested it in the bathroom. It works! True motion tracking is expensive and complicated so this system activates when the victim moves into..... Listed under: Home Automation Projects, Motor Projects, Projects




31.




Arduino Pedometer Problem: So my nutritionist (doesn't everyone have a nutritionist) suggested I should increase my exercise which primarily consists of walking my dog. She even gave me a chart of activities and calories burned. Here's an example. <http://www.nutristrategy.com/caloriesburned.htm> Well, being a LAZY OLD GEEK, I decided..... Listed under: Metering – Instrument Projects, Projects
32.




Arduino Mega Pinout Diagram Arduino Mega Introduction: The Arduino Mega is a microcontroller board based on the ATmega1280 (datasheet). It has 54 digital input/output pins (of which 14 can be used as PWM outputs), 16 analog inputs, 4 UARTs (hardware serial ports), a 16 MHz crystal oscillator, a USB..... Listed under: Pinouts, Projects
33.




Traffic Lights Beginner Arduino Project This is a beginners project for the Arduino. I am using the Arduino Uno but should work with little or no modification on other arduino models. Setting up the hardware is very easy. This project is more of a training tool for learning how to program..... Listed under: Car Projects, LED Projects, Projects
34.




Arduino + Temperature + Humidity A simple temperature sensor using one LM35 Precision Temperature Sensor , Humidity Sensor and Arduino, so you can hookup on your future projects. The circuit will send serial information about the temperature and humidity so you can use on your computer. I have taken data..... Listed under: Projects, Temperature Measurement Projects
35.




Marble Disorder – a marble maze simulator with tilt switches using Arduino Marble Disorder is a borderline case of Marble Madness 😊 It simulates a marble maze by sensing the box's orientation with 2 tilt switches. Stop the press: there's a new and more intuitive version that doesn't require the spin knob (See video). I keep documenting the original..... Listed under: Game – Entertainment Projects, Projects
36.




Turing Alarm for Arduino NOTE: This Instructable is currently incomplete. I will finish it before September 19. I started this project after seeing Nick Johnson's Turing Alarm clock. I found that the PIC chip he used was a little too advanced for me, so I decided to use the..... Listed under: Projects, Security – Safety Projects
37.




Arduino Electronic Dice using random numbers This instructable will show you how to make an electronic dice with minimal experience using 7 LEDs, resistors, jumper wires, and of course the arduino (or arduino clone). I wrote this instructable for anyone to easily follow along and learn more about the arduino. Questions..... Listed under: Development Board – Kits Projects, Projects
38.




LED Hat Display with Pong using an Arduino A while ago, as my first microcontroller project, I made a Pong game on a 5x7 LED display, but then nothing became of it. Recently I was given a hard hat as part of a uniform (for an engineering competition) and told to customize it,..... Listed under: Game – Entertainment Projects, LED Projects, Projects
39.




Temperature Control For Kitchen Appliances using Arduino In this Instructable, I will step through controlling the temperature of most kitchen appliances. As an example, I will use an old Westbend Poppery popcorn maker (aka. coffee roaster), but these same techniques will be applicable to most hot plates, coffee makers, and waffle irons..... Listed under: Home Automation Projects, Projects, Temperature Measurement Projects
40.




Arduino Binary Alarm Clock This Instructable will show you how to build an binary alarm clock, with a touch sensor snooze button. This is my first instructable and my first real arduino project, I hope you like it! I bought an arduino a while back and I think it's..... Listed under: Clock – Timer Projects, Projects
41.




Arduino RFID Door Lock ***Updated 8/9/2010*** I wanted to make an easy and secure way to enter my garage. RFID was the best way to unlock my door, even with my hands full I can unlock the door and push it open! I built a simple circuit with a..... Listed under: Home Automation Projects, Projects, RFID - NFC projects, Security – Safety Projects
42.



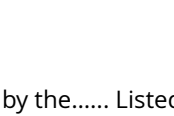
Wireless Altoids Display using an Arduino This Instructable will show you how to modify an Altoids tin for a wireless 2x16 character display. Using an Altoids tin was inspired by the need to have a small yet protective enclosure for a pair of Xbee modules recently bought from Sparkfun. I purchased the..... Listed under: LCD Projects, Projects
43.



Fun Sun-tracking Arduino The Just-For-Fun Sun-tracker using the Arduino and two servos. This device, along the lines of the most useless toy, is not so much for function as it is for fun. But as with many things, you can't spell function..... Listed under: Projects, Sensor – Transducer – Detector Projects
44.




Reaction Time Tester using an Arduino A month ago I knew nothing about Arduino and now.....my first project! Looking back, this project combines allmost all of the tutorials that I have read in this short period: blinking LED, push button, piezo and LCD display. A useful project for every beginner! I..... Listed under: Clock – Timer Projects, Projects
45.




Kid's Game to Arduino Enigma Machine The technology behind Enigma machines and the work done to crack them has influenced cryptography, cryptanalysis, and computer science in general. If you're unfamiliar with Enigma machines, it's a device that was developed near the end of World War I, then used extensively by the..... Listed under: Game – Entertainment Projects, Projects




46.




DIY Arduino or The DIY-Duino THIS ENTIRE TUTORIAL IS ALSO AVAILABLE ON MY WEBSITE AT <http://www.theparsley.com/arduino/diy/> To quote the Arduino website: "Arduino is an open-source electronics prototyping platform based on flexible, easy-to-use hardware and software. It's intended for artists, designers, hobbyists, and anyone interested in creating interactive objects or environments."..... Listed under: How To – DIY – Projects, Projects
47.




Steering Wheel Drive R/C Car with Arduino IP Control Car was launched in 2001. I make the similar function car utilizing commercialized products. The concept of Car No.02 is to utilize commercialized products, and I am an amateur in electrical. So, do not blame me that the system is not sophisticated, i.e..... Listed under: Car Projects, Projects, Robotics – Automation Projects
48.




Make A Digital Clock From Scratch using arduino In some point in the life of every electronics hobbyist the need to make a clock is borned, in my case it was about a month after I soldered my first part on a board, but back then I didn't have the right tools, parts..... Listed under: Clock – Timer Projects, Projects
49.




Arduino Processing Audio Spectrum Analyzer In this Instructable I am going to show how to make a program in Processing that analyzes sound on your computer and sends data to an Arduino that controls an LED matrix to show the spectrum analysis. I will be explaining where to get materials,..... Listed under: LED Projects, Projects, Sound – Audio Projects
50.




Plantduino Greenhouse using an Arduino This summer I wanted to combine my two loves of plant science and engineering. Thus I am constructing my very own greenhouse in my backyard. I am an undergrad, and as any former student knows, this means I move around constantly, and I am not..... Listed under: Home Automation Projects, Projects
51.




Arduino Solar Tracker What is does: It searches for the brightest light source like the sun. Step 1: How it works How it works: I'd made a sensor of 4 LDRs with sheets between them The withe stips are the LDRs When the stick on top is..... Listed under: Projects, Sensor – Transducer – Detector Projects
52.




Tyco RC Arduino Robot Wanted to make your own robot but couldn't afford the fancy H-Bridge IC's or etch your own PCB? Want a quick and dirty method of making your own wheeled robot? Then you're in luck, but if you want to make your own wheeled robot AND..... Listed under: Projects, Robotics – Automation Projects
53.




My Arduino WordClock The initial project, and certainly the one to which many were inspired is that of Doug Jackson. <http://www.instructables.com/id/The-Word-Clock-Arduino-version/> also inspired by <http://www.highonsolder.com/blog/2011/1/8/arduino-word-clock.html> <http://www.instructables.com/id/Sleek-word-clock/> Step 1: The Materials The list of materials for the board depends on how you plan to make the electronics, if you..... Listed under: Clock – Timer Projects, Projects
54.




Chicken Light Timer using an Arduino The wife is into raising chickens and now that the daylight savings is getting near she wanted a way to keep the egg laying production in high gear. According to the material that she reads, chickens will maintain their egg laying production if they get..... Listed under: Clock – Timer Projects, CNC Machines Projects, Projects
55.




Ultrasonic Range Finder with an ATtiny85 using an Arduino I'm here to show you how to use a HC-SR04 Ultrasonic Range Finder with an ATtiny85 as well as programming the ATtiny85 using the wonderful shield that randofo created. List of materials: ATtiny85 Programming Library Arduino Uno HC-SR04 Ultrasonic Range Finder and Library Jumper Wires Breadboard ATtiny85 Step 1: Program..... Listed under: Metering – Instrument Projects, Projects
56.




Auto Leveling Laser Cross using Arduino So this Lazy Old Geek purchased a Laser Cross. I created a manual leveling Laser Cross to use for aligning stuff on my drill press: <http://www.instructables.com/id/ManualLevelingLaserCross/> Well, being a Geek I decided to make an automated platform that adjusts automatically with an Arduino. Well, the..... Listed under: Projects, Sensor – Transducer – Detector Projects
57.



Arduino 2-axis servo solar tracker What is a solar tracker? A solar tracker can increase the efficiency of a solar panel by up to 100%! It does this by always keeping the panel perpendicular to the incoming rays of sunlight. here's an equation to prove this: $P = AW \sin$ Listed under: Sensor – Transducer – Detector Projects
58.



Arduino True Random Number Generator This is just a fun project I have been working on in the last little while. If you like this instructable, consider voting for it in the Arduino Challenge! Anyone who has experience with programming will have probably used random numbers in their code. These random..... Listed under: Calculator Projects, Projects
59.



Bubble Alarm Clock Makes Waking Up Fun using Arduino Waking up to a buzzing alarm clock sucks. I'm one of those people who doesn't like to wake up before the sun is out (or has been out for many hours). So what better way to make waking up fun than having a bubble party..... Listed under: Clock – Timer Projects, Game – Entertainment Projects, Home Automation Projects, Projects
60.

Uno The Arduino Robot Age: 13 Meet Uno the Arduino powered robot. Some functions include a blinking nose, moving antennas, rotating head, IR distance sensor, twin motor gear box and rotation counters. Uno is made with relatively easy to obtain parts. This project provides a good introduction to Arduino. robot.skp475 KB Step 1: Materials Material and tools • Foam board..... Listed under: Projects, Robotics – Automation Projects





61.

Arduino Based Auto Timer The Need: Last week around at work I had another usual un-usual problem to face with. Having to make lots of mechanisms n components to work with-in seconds or fracs at times I kind-of knew this was always coming. And invariably so my poor mind..... Listed under: Clock – Timer Projects, Projects
62.

Carduino- A simple Arduino robotics platform with its own library This is, as the title says, an Arduino-based robotics platform, with its own library. The "standard" model comes with two back motors, two omni-wheels in the front, and a distance sensor mounted on the front. It also has breadboard space on top for adding whatever..... Listed under: Projects, Robotics – Automation Projects
63.

Building a semi Smart, DIY boat with Arduino and some other sensors I based this off of this really nice instructables.com post for building a water bottle boat, with some additions for obstacle avoidance and light-guided control. I used Arduino as a microcontroller, an ultrasonic sensor in the front, a few simple switches on the side of the boat,..... Listed under: Game – Entertainment Projects, Projects, Sensor – Transducer – Detector Projects
64.

Remote controlled webcam using Arduino Web-enable your interactive sensors over desktop, smartphone and tablet devices. This tutorial describes in detail how to use the free SensorMonkey service to remotely control a pan and tilt webcam attached to an Arduino using nothing more than a simple webpage. The webpage can be..... Listed under: Internet – Ethernet – LAN Projects, Projects, Video – Camera – Imaging Projects
65.

Bike Speedometer using an Arduino Monitor your road speed using the Arduino. This project uses a magnetic switch (also called a reed switch) to measure the speed of one of the bike's wheels. The Arduino calculates the mph, and send this information out to the LCD screen on the handlebars..... Listed under: Metering – Instrument Projects, Projects
66.

Waveform Generator using an Arduino Waveform generators (also called function generators) are useful for testing and debugging circuits. I often use them to test the frequency response of electronics components like op amp and sensors. This waveform generator is powered by an Arduino. It outputs four waveshapes: sine, triangle, pulse,..... Listed under: Metering – Instrument Projects, Projects
67.

LED Matrix with Game Controller using an Arduino This project was built for my introductory electronics class at the University of Waterloo in Canada. This was my first introduction to electronics and therefore, my first project. Follow these steps to build a 16 x 16 LED array with a wall (different colored LED..... Listed under: LED Projects, Projects
68.

Sous-vide Arduino Shield *NOTE* THIS PROJECT IS DONE BY A GROUP OF STUDENTS FROM SINGAPORE POLYTECHNIC Sous-vide (/suː ˈviː d/; French for "under vacuum")[1] is a method of cooking food sealed in airtight plastic bags in a water bath for a long time—72 hours in some cases—at an accurately determined..... Listed under: LCD Projects, Projects
69.

Audio Output using an Arduino Generate sound or output analog voltages with an Arduino. This Instructable will show you how to set up a really basic digital to analog converter so you can start generating analog waves of all shapes and sizes from a few digital pins on an Arduino. Listed under: Projects, Sound – Audio Projects
70.

Audio Input using an Arduino Board Send sound into your Arduino. This Instructable will show you how to prepare audio so that it can be sampled and processed by an Arduino to make sound responsive projects and audio effects. (This article is a companion to another Instructable I've written about building..... Listed under: Projects, Sound – Audio Projects
71.


DIY Arduino Motor Shield Today, I'm going to show you how to make an Arduino motor shield (driver) at a low cost. It works splendidly, its posses almost all the characteristics of the original Arduino motor shield. It's almost considered as a clone. The original Arduino motor shield has the..... Listed under: How To – DIY – Projects, Motor Projects, Projects
72.

Arduino Board Step Sequencer I was wondering about on making a sequencer, a big 16 step sequencer was what I wanted to make. To it's full extension with lots of features including single leds for each step, midi input and output, etc. Then I realised that I should start from a..... Listed under: How To – DIY – Projects, Projects
73.


Localizer with SIM908 module using Arduino The device is based on a GSM/GPRS module with included GPS. Its main function is to detect and communicate its own geographical position using, on the choice, the cellular phone reference system or the GPS. Its small dimensions are due to the use, for the..... Listed under: GPS Based Projects, Phone Projects, Projects
74.

GSM GPS shield for Arduino Board Shield for Arduino designed and based on the module GSM/GPRS SIM900 or the GSM/GPRS & GPS module SIM908, to make calls, voice and data connections via GPRS. HARDWARE INNOVATIONS This new version (old Arduino GSM shield) has several new hardware features, that allow maximum customization..... Listed under: GPS Based Projects, Phone Projects, Projects


75.



Easy Bluetooth Enabled Door Lock With Arduino + Android Thanks to everyone who supported this project and voted for it in the Arduino Challenge! I was awarded second prize and hope to participate in more Arduino contests in the near future. This tutorial will explain a simple way to make a password protected bluetooth..... Listed under: Arduino Android, Internet – Ethernet – LAN Projects, Projects
76.



Beginners guide to building Arduino robots with Bluetooth and Android In this tutorial we are going to go over building a Arduino robot that can be controlled via bluetooth with an Android phone/tablet. This is a beginners guide that is going to briefly go over the process of wiring and programming your robot. Build list... The following is the list..... Listed under: Arduino Android
77.



LINUSBot – Line Follower Robot using Arduino The operation of this Robot is quite simple. Infra-red sensors placed at the front of the chassis will monitor when our Robot is over a black line or when it is over a white background. In this project we will use the appropriate rounded chassis..... Listed under: Projects, Robotics – Automation Projects

