



Advanced View Arduino Projects List

List of Projects using arduino with advance view:


1.




Python Meets the Arduino Arduino is an open-source electronics prototyping platform based on flexible, easy-to-use hardware and software. Python is our favorite programming language that allows you to integrate systems more effectively. Learn how to use Python to ... Listed under: Internet – Ethernet – LAN Projects, Projects
2.




Alarm Clock with Tetris to Prove You're Awake using Arduino This is an Arduino powered alarm clock that after hitting snooze twice the alarm will not cancel until the user has cleared 4 lines in the game Tetris. You physically turn the clock sideways, so the screen is vertical, to play Tetris. It's never fun..... Listed under: Clock – Timer Projects, Home Automation Projects, Projects
3.




Using a transistor to control high current loads with an Arduino In this tutorial, you'll learn how to control a high-current DC load such as a DC motor or an incandescent light from a microcontroller. (:toc Table of Contents:) Connect a transistor to the microcontroller The transistor allows you to control a circuit that's carrying higher..... Listed under: Interfacing(USB – RS232 – I2c -ISP) Project Ideas
4.



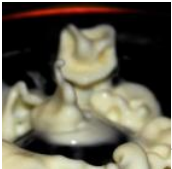
Wireless Glove-Controlled Electric Mountainboard: An Analysis Hey guys! So I finally decided to make a page that has everything you could possibly know about my project. Even though I had previously answered everyone's questions, they were usually through a message. Because of that, I was usually asked the same questions and..... Listed under: Radio Project Ideas
5.




IR Harp using arduino Contents 1 Team Members 2 Mentor 3 Introduction 4 Components Used 5 Idea 6 Arduino Uno Board (ATMega328P) 7 Approach to Project 8 Sound Synthesis 8.1 Delay() 8.2 Interrupts 8.3 The nature of the periodic waveform 8.4 The nature of the amplitude envelope 9 Working..... Listed under: Home Automation Project Ideas, Security – Safety Project Ideas
6.




Arduino Mobile Processing How the mobile sketch works: The brain of the system is really on the arduino or the web page the phone requests. . . The phone just passes any data it sees back and forth. . . For the phone app to run, it needs..... Listed under: Phone Projects
7.




Bleeber – A physical layer between data and action. using arduino This project is a contribution to the first belgian Arduino Jam (2012). First of all we would like to thank the organisation and especially the main sponsor, Capgemini, which made all of this possible. Bleeber is a physical way of interacting with data trough oobleck. In..... Listed under: Development Board – Kits Project Ideas
8.



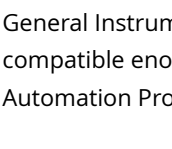
Lego Spybotics with Arduino A friend gave me his old Lego Spybotics robot, however, the programming environment that goes along with it is a bit too orientated to the younger user. So why not control it using an Arduino? Step 1: Open up! In order to get this robot..... Listed under: Home Automation Projects, Robotics – Automation Projects
9.




Arduino animatronics- make your awesome costumes more awesome Here's how to add lights, sound and action to your favorite Halloween project using the open source Arduino microcontroller. Arduino is easy to learn to use and it opens up a whole new world for costume builders and creature creators. If you want to learn..... Listed under: Game – Entertainment Projects, Projects
10.




Custom Large Font For 16x2 LCDs using arduino A couple of years ago i was learning to use the Ardiuno and started playing around with an Hitachi HD44780 based 16x2 LCD screen. I soon learned that the screen has 8 customizable character slots. I had found a project where someone used those slots..... Listed under: LCD Projects
11.



General Instruments SP0256-AL2 English Phoneme Speech chip & an Arduino The GI SP0256 chip is an early 1980s bit of technology. It's a 5V (to 7V) NMOS chip which is compatible enough with the 5V TTL circuitry common in that era. 5V TTL disappeared for a while, then came back with the Atmel _28-based Arduino..... Listed under: Home Automation Project Ideas, Sound – Audio Project Ideas
12.

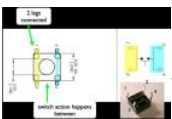


CARduino – Arduino-Powered, LabVIEW-Controlled Vehicle The CARduino is a remote-operated vehicle which is controlled by a controller attached to a computer running LabVIEW. The vehicle is powered by the Arduino, and can be expanded upon through the addition of sensors or other devices. Using LabVIEW, one can easily modify the..... Listed under: Car Projects
13.



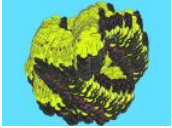
Momentary Switch as Digital Sensor using arduino many cases switches are just switches. They directly control the flow of electricity to an appliance, flashlight or mains-voltage lamp. An example of this is the switch on the wall in your living room. In many cases nowadays however, switches are digital sensors, meaning that..... Listed under: Sensor –






Transducer – Detector Project Ideas


14.




Read analog data directly in Processing using arduino This instructable presents a fast an easy way to use data received from an analog sensor in Processing. You will learn to utilize the Arduino and prototype electronic boards to read meaningful data from the environment. The sensors can be affected by the light, the..... Listed under: Arduino Programmer Projects
15.




The Arduino Noise Machine Okay, okay, I know you all were wondering what I am up to now. I love synths and so, I built this. There are three things that can catch my attention: Synthesizers, Amplifiers and free. The other day (Actually it was just Thursday) I was..... Listed under: Projects, Sound – Audio Projects
16.




Arduino DMX shield for Christmas projects This shield allows to connect an Arduino with DMX equipment. It implements the RS485 interface to adapt the electrical levels needed for DMX connection. This shield has been designed with flexibility in mind and allows the user to choose between several Arduino pins for digital..... Listed under: Game – Entertainment Project Ideas
17.




The Soil Moisture Sensor using arduino You are building a cheap soil moisture sensor so the brain can read the amount of moisture in the soil. The version we are building is very low tech, but it is also very cheap and easy to build. It consists of a block of..... Listed under: Home Automation Projects, Temperature Measurement Project Ideas
18.




Arduino theremin like musical instrument When I got my Arduino protoshield from sparkfun, I wanted to make something cool with it. And since I had seen a few Theremin projects before, and already thought about making some, I finally made one, using the Parallax PING sonar sensor. Here are some..... Listed under: Projects, Sensor – Transducer – Detector Projects
19.




Mouse Control With Pushbuttons using arduino Overview In this lab, you'll build an alternative computer mouse using an Arduino Leonardo using pushbuttons to move the mouse left, right, up and down. You'll see the difference between reading a digital input continually and reading for a change of state. (:toc Table of..... Listed under: Interfacing(USB – RS232 – I2c -ISP) Projects
20.




G Meter using arduino I have a late 80's VW and the gauge cluster has 5 dummy LED locations underneath the other warning lights. Well I was tired of the m not doing anything, so I decided to do something about it. I came up with the idea to..... Listed under: Metering – Instrument Projects
21.




Remote control via GPRS or GSM SMS using Arduino Remote control, it has been a very profound things in the past. When I was a child, I always imagine that I have an equipment which can control all home appliances. Now, this has become a reality, and it is quite easy. Then I will..... Listed under: Ideas, Phone Project Ideas, Radio Project Ideas
22.




Xbox 360 RF module + Arduino I was going to make a huge write-up on this, but I can't be bothered right now. I'll probably do something about it later. Until then, have an Arduino sketch. If you don't know what you're doing with it then chances are you don't have..... Listed under: Radio Project Ideas, Wireless Projects
23.




Robotic Talking Turret using Arduino Here I will show you an overview on how to make a robotic talking turret, loosely based off of the turrets from the popular game, Portal. This instructable should help anyone wanting to do an animatronics project. For more detailed pictures, go to: <http://razorconcepts.net/turret.html> This..... Listed under: Projects, Robotics – Automation Projects
24.



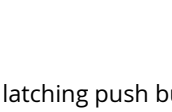
New Textiles 2012 using arduino Twist Switch by ttseng Through the action of twisting, swatches of conductive fabric are folded in upon each other, completing a circuit that then turns on LEDs. On each face of stretched spandex are swatches of conductive fabric. Before choosing which swatches to designate as..... Listed under: LED Projects
25.



Demystifying 4 pin RGB LEDs (Radio Shack 276-0028) using arduino RGB LEDs are fairly useful in projects allowing for a wide range of color from a single unit. However they can be a pain in the neck to work with and they too often come with little or no documentation. I searched for some time..... Listed under: LED Projects
26.




Connect the arduino and make the speaker play To make your Arduino to play a melody you need thes accessories. One 5 ohm speaker One Arduino uno board One Push button One 10 kohm resistor 8 leds And a lot of core wires Step 1: Connect the arduino and make the speaker play This..... Listed under: Sound – Audio Projects
27.




Team 1 Final Project Report & Video: Arduino Video Game System using arduino Introduction We built a video game system that can play either Snakes or Pong. We saw a project called “Arduino Pong” and wanted to recreate it with our own twist. Description Parts Needed: Arduino Uno Video Game Shield 2 LEDs 2 non-latching push buttons 2..... Listed under: Game – Entertainment Projects




28.




Arduino Morse Code Flaher using arduino I am a big fan of programming but I like to keep it down to 555 timer but when it comes to complex functions like flashing a LED in a certain pattern programming is necessary.One day while surfing through the I came across something known as Morse code.I decided..... Listed under: Arduino Programmer Projects
29.




Arduino Robotic Arm In this instructurable I will show you how to make a simple robotic arm controlled by 4 servos , 2 analog joysticks, and an Arduino UNO. It is very similar to my "2 Servos + Thumbstick" instructurable. This tutorial is in particular to help out another..... Listed under: Robotics – Automation Projects
30.




Rear Wheel Tachometer using arduino One of the goals of Movable Party is to provide an interactive experience for audiences/participants. Since power will be generated from a hub motor attached to the rear wheel of each bike (see this post), the speed of the rear wheel directly translates to the..... Listed under: CNC Machines Project Ideas, Temperature Measurement Projects
31.




The Versatile Arduino Robot using arduino This is my first arduino robot, and I am quite happy with the outcome. What I came up with is a robot that with modifications can do just about anything in the realm of small arduino robots. The electronics are very simple. You only need..... Listed under: Robotics – Automation Project Ideas
32.




Time-Lapse Camera Controller using Arduino Simple digital cameras can produce remarkably good quality photos and are now cheap enough that it doesn't hurt the wallet too much to buy one with the intention of modifying it for use in a project. You may even already have an old digital camera..... Listed under: Video – Camera – Imaging Projects
33.



A useful and simple IO Shield for Arduino In order to “visually” highlight the behavior of Arduino programs you must connect a device to the I/O pins, which gives you tangible signals. Normally, if you want to check if a program changes a level of an output pin, answering a command or executing..... Listed under: Development Board – Kits Projects, How To – DIY – Projects
34.




StorageBot – voice controlled robotic parts finder using arduino Introduction I created the StorageBot to help solve a problem experienced by most Makers. After many years of accumulating thousands of parts stored in storage bins, I began to go crazy looking for parts scattered between so many of these bins. The hardest parts to..... Listed under: Robotics – Automation Project Ideas
35.




Automated LED stairs using arduino After seeing the lovely LED stairs at interactivefurniture.de, I decided to make my own, open-source version. Here is a video of them in action. I am not an expert videographer and cannot do the stairs full justice, but they came out exactly as I wanted..... Listed under: Home Automation Project Ideas
36.


Laser cut gear clock with ChronoDot using Arduino This summer, my hackerspace LVL1 (in Louisville, Ky) got an awesome laser cutter <http://fslaser.com/40w-deluxe-hobby-laser-engraver-and-cutter>. LVL1 is an awesome community of creative folks that like to build stuff. You can always check out what we are up to at <http://www.lv1.org>. If you like instructables and making..... Listed under: Clock – Timer Projects, Projects
37.




Using an Arduino to Control or Test an SPI electronic device There are many electronic devices that use the SPI bus, or Serial Peripheral Interface bus, for communications (e.g. various sensors, LCD displays, digital potentiometers, D/A and A/D converters, wireless transmitters and receivers, audio volume controls). The devices receive data serially from a microcontroller using a..... Listed under: Battery Projects
38.



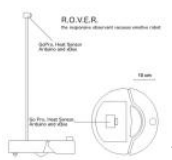
Solar Powered LED/Ultracapacitor Arduino Regulated Light This instructable primarily shows how to control the charging voltage from a solar panel to an energy storage device (capacitors in this case). I showed how to construct the light previously <http://www.instructables.com/id/Human-Powered-Light-from-my-book-Doable-Renewab/> Step 1: This solar panel can produce up to 18 volts, but my..... Listed under: LED Projects, Projects
39.



Arduino – based camera trigger unit I developed the camera trigger unit in order to synchronize various events and actions during free-flight experiments with hawkmoths in the wind tunnel described in a previous post. More specifically, the goal was to trigger multiple high-speed cameras and have LEDs that indicate the exact..... Listed under: Home Automation Project Ideas, Video – Camera – Imaging Projects
40.



Bouncing Multicolored LED line This is an arduino controlled project and uses leds, jumper wires, and a breadboard. This is one of my first attempts on programming arduino and I am pleased with the outcome. I'm ten years old and I just started programming 2 weeks ago. Step 1:..... Listed under: LED Projects
41.



R.O.V.E.R.: Reactive Observant Vacuous Emotive Robot using arduino R.O.V.E.R. is an autonomous robot. He was built and designed as an interactive art installation specifically for the MAT EoYS 2013. He navigates the space with a heat array and bump sensors and interacts with attendees. When R.O.V.E.R. recognizes that a person is present he..... Listed under: Electronics News Updates, Robotics – Automation Project Ideas
42.

Airmonica – a free-air musical instrument improvise + harmonize + customize The airmonica is a easy-to-learn tweakable musical instrument that you can use to perform harmonic musical ditties by accompanying a tri-tone arpeggiator. There are endless opportunities to expand the airmonica in any way that will make it your your own..... Listed





under: Sound – Audio Projects



43. Programming Arduino in C++11 — ROM dumping In this tool-assisted education video I show how to program an Arduino Atmega2560 board in C++11 to dump a ROM chip, such as a 386sx BIOS or a Famicom cartridge ROM. I also make a ZMODEM sender and a LED blinker in this video. Sorry..... Listed under: Arduino Programmer Projects, Projects



44. Smallsword Choreography Shirt usnig arduino Stage combat is the art of theatrical violence. Rather than resembling fencing, stage combat is choreographed like dance for aesthetic and theatrical effect as well as for safety. Over years of choreographing and teaching others stage combat choreography, I realized that one of the most..... Listed under: Game – Entertainment Project Ideas



45. Arduino Automatic Watering System For Plants Sprinkler Last month, Elecrow have left from the original office and moved to a new office. We will miss our original office where we worked so hard for more than two years, we will miss everything here, the desks, the windows, and those potted plants, that..... Listed under: Home Automation Projects



46. The iButton garage-door opener using an Arduino I've made an iButton garagedoor opener and logger. On a Dutch (kind of) eBay (www.marktplaats.nl) I found some iButtons and readers very cheap. I had no idea what to do with them, but I bought them anyway. My garage opens with a push on a..... Listed under: Home Automation Projects, LCD Projects, Projects



47. RFM12B – Part 1 – Hardware Overview To see how RFM12B wireless compares to other similar wireless options (e.g Xbee, XRF etc..) check out this well compiled comparison overview by Stuart Poulton: <http://blog.homelabs.org.uk/wireless-connectivity/>. Overview Made by Hope RF, re-branded by RFSolutions in the UK. Sometimes called 'Alpha RF' Low cost RF transceiver (from Rapid, Farnell,..... Listed under: Radio Project Ideas, Wireless Projects



48. Arduino Throttle Body Synchronization Shield A common Motorcycle maintenance task is to synchronize the throttle bodies on the engine to smooth out any rough idle. This is done by monitoring the vacuum on each throttle body and using the idle screw to make the adjustment. While this sounds rather advanced,..... Listed under: Car Projects, Projects



49. Ardusumo: an Open Source Platform for Fighting Robots using Arduino The idea Ardusumo is a universal platform to build robots on wheels that can move around avoid obstacles using infrared sensors and follow routes marked with dark lines on a white background. We have created Ardusumo to bring young students to the world of robotics:..... Listed under: Projects, Robotics – Automation Projects



50. A laser barrier with Arduino In this post we will see how to make a laser barrier to integrate with an Arduino board. The applications of a light barrier (laser and infrared) are numerous, especially whenever we want that the passage of a person or of an object through a threshold..... Listed under: Home Automation Project Ideas, Security – Safety Project Ideas




51. BUILD YOUR OWN LASER HARP using Arduino The laser harp is a musical instrument made of light. A fan of beams shoots up from the floor into the night sky. The performer can create music by placing their hands in the beams. Not only does “breaking” the beam produce notes, but sliding..... Listed under: Game – Entertainment Projects




52. Touch Control Panel using Arduino Small 4-wire resistive touchscreens are now amazingly cheap: they are produced in such enormous quantities for mobile phones, PDAs, and particularly handheld games such as the Nintendo DS that they can be bought brand new for under US\$10. Larger touchscreens are also rapidly falling in..... Listed under: Sensor – Transducer – Detector Projects



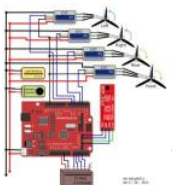
53. Arduino + 2 Servos + Thumbstick (joystick) using arduino In my other 2 Arduino tutorials I have help new users to play tones and making 2 servos move with a mouse. This time I will help you move the same 2 servos with a thumbstick. And again I have surf the internet to see If there..... Listed under: Motor Projects



54. Stepper Motor drive from Arduino Stepper Motor drive from Arduino In this tutorial we will show you how to connect a bipolar stepper motor to an Arduino Uno board. The stepper motor we are using is the Sparkfun Stepper Motor but you can use any other 4-wire bipolar stepper motor..... Listed under: Motor Projects



55. Analog In with an Arduino Overview In this lab, you'll learn how to connect a variable resistor to a microcontroller and read it as an analog input. You'll be able to read changing conditions from the physical world and convert them to changing variables in a program. (:toc Table of..... Listed under: How To – DIY – Project Ideas



56. UVic Quadcopter using arduino Hardware Controller The Arduino platform is selected for this project, mainly due to its open software and hardware nature which has resulted in availability of extensive technical information. As a result there are many tutorials and example project available for this platform. A list of..... Listed under: Car Projects, Robotics – Automation Project Ideas



57. How to: Use Arduino to Generate Glitchy Audio VGA Visuals This post is a guide for people that are interested in my previous posts about dual monitor VGA hacking (see 1, 2 and 3). You will need: • A laptop or a computer with a VGA output • A breadboard (optional) and some wires or..... Listed under: Sound – Audio Projects, Video – Camera – Imaging Projects

58. Hacked Pan and Tilt Camera Mount So my sister managed to break a pan and tilt camera mount and naturally thought daddy can fix this. After sitting on my↑
dads workshop bench for a while he had a go at it and couldn't work out how to fix it so it..... Listed under: Video – Camera – Imaging Projects



59. Adafruit Arduino Motor Shield Build Overview The Arduino Motor Shield is based on the L298 (datasheet), which is a dual full-bridge driver designed to drive inductive loads such as relays, solenoids, DC and stepping motors. It lets you drive two DC motors with your Arduino board, controlling the speed and..... Listed under: Motor Projects, Projects



60. How to make fist pumping with LED animation using Arduino It's to make a fist pumping LED controller. What is it? Have you noticed yourself fist pumping to the music at a party or a club? That's exactly for that. You would wear a band with a accelerometer/gyro mounted. As you move your hand around..... Listed under: LED Projects, Projects



61. Developed on Hackaday: First Version of the Hardware The Hackaday writers and readers are currently working hand-in-hand on an offline password keeper, the mooltipass (click to see the project description). Next in our Developed on Hackaday series, we present the first version of our schematics. There's already been a lot of discussions going on in..... Listed under: Security – Safety Projects



62. DIY Teagueduino What is Teagueduino? Teagueduino is an open source electronic board and interface that allows you to realize creative ideas without soldering or knowing how to code, while teaching you the ropes of programming and embedded development (like arduino). Teagueduino is designed to help you discover..... Listed under: How To – DIY – Projects, LED Projects



63. Automatic blind hooked up to existing projector screen using Arduino Hello my name is Chipsy, I'm French, reading instructables since at least 2 years, it is the first entry i make on this website. Why i made this project : I have a small homecinema system in my living room, with a projector and a..... Listed under: Home Automation Projects, Projects



64. 4x Multiplexed RTD Temperature sensor module Description This module can be used to measure temperature using RTD (resistive temperature detectors) temperature sensors. It produces an analog voltage that is proportional the temperature of the probe. The module contains a multiplexer to enable measurement of up to 4 temperature probes. Design RTD..... Listed under: Temperature Measurement Project Ideas



65. MenZ-DECK About a year ago, we drunk beer in The-MenZ Lab. When Zagan said "I want PCDJ controller, So next project is make controller!". The project began at this time. ***MenZ-DECK featured by Maker Faire UK Blog.*** <http://www.makerfaireuk.com/maker-faire-tokyo/> (Continue with broken English) Components for make controller: Arduino..... Listed under: Development Board – Kits Projects



66. Arduino Watch Build Instructions Update: New version out that works with Arduino 1.0 and higher! The Arduino Watch provides augmented sensing of temperature and range, 16-bit color drawing program, Breakout game, and also tells the time in your choice of digital, binary, or analog. Additional sensors, devices, and programs..... Listed under: Clock – Timer Projects, Projects



67. Girino – Fast Arduino Oscilloscope using Arduino power connector I am a Physicist and the nicest part of working in this field is that I get to build my own instruments. With this way of thinking, I decided to build a homebrew Arduino Oscilloscope. This instructable was written with the purpose of teaching a..... Listed under: Metering – Instrument Project Ideas



68. GSM Remote Control – GSM Module This GSM Mobile is used for our Remote Control (for example Gate Control, Temperature Control....). We use the word 'module' because, unlike what we did in our remote control projects, this time around the mobile phone is not mounted on a printed board, but rather on..... Listed under: Phone Projects



69. Team 12 – Prototype I Final Report: Home Automation Project using arduino Introduction The Home Automation Framework project is a web application that can remotely control the electronic devices in one's home using a web interface on a smartphone, tablet or desktop computer. The project facilitates ease of access and remote control of electronic devices for those..... Listed under: Home Automation Project Ideas



70. Interface a rotary phone dial to an Arduino An old rotary phone can be used for a number of purposes in your Arduino projects - use it as a novel input device, or use the Arduino to interface a rotary phone to your computer. This is a very basic guide describing how to..... Listed under: Interfacing(USB – RS232 – I2c -ISP) Projects, Phone Projects, Projects




71. Arduino Controlled Can Crusher With LCD Readout I have always wanted to do an instructable, but I never had a somewhat original idea that hasn't been done a million times, or something that had no means of building. I have some friends who recycle aluminum for money and after seeing the large bags of an unknown..... Listed under: Home Automation Projects, LCD Projects, Projects



72. Infinite Loop – Prototype I Final Report: Hazardous Weather Warning System using arduino Introduction: The LED warning system notifies local residents of emergency withing the area. The difference in the color of the LED will allow residents to differentiate between different warnings. Each shelter building has a person who is in charge of unlocking the door for residents..... Listed under: Security – Safety Project Ideas




73.




Arduino ATmega328 – Hardcore Ok, you've completed your prototype using an Arduino Uno board, perhaps using a shield or a breadboard for any additional components, but now you want to finalise your design and construct it using your own pcb. Well, that is fairly straightforward, as we have made..... Listed under: Arduino Programmer Projects

74.




Computers are Dumb Objective: Overcome your fear of computers! If you can count to two, then you can master the basics of computers. If you think computers are smarter than you, you are wrong and I will prove it. For normal people, just follow the LOG: comments. Computers..... Listed under: RTOS – OS Projects

75.




Bicycle North Indicator using Arduino Magnetoception is the ability of some animals to detect magnetic fields as a means of orienting themselves. Although humans do seem to posses the same biological mechanisms that allow other animals to sense magnetic fields, there are still many ways that we can improve our..... Listed under: Game – Entertainment Projects, Home Automation Projects, Projects

76.




Shade Technologies – Prototype I Final Report: Motorized Wheelchair Canopy using arduino Introduction Our Motorized Wheelchair Canopy intends to help those people with disabilities that confine them to their motorized wheelchairs and need shelter at times of inclement weather, such as rain or extreme heat. Although manual wheelchair canopies do exist, no type of motorized wheelchair canopy..... Listed under: Medical – Health based Project Ideas

77.




Fab Lab Barcelona SuperNode /Fab Lab Sevilla /Jose Perez de Lama Retablillo de las Maravillas v1.0 Developed july>>august 2013 4./ Interactivity & electronics 4.1/ Switches / characters 4.2/ Screen / interface 4.3/ Motor controller 4.4/ I/O controller & interface [4./ electronics] [4.1/ switches / characters] The characters on top of the moving platform function, as interfaces,..... Listed under: Game – Entertainment Project Ideas

78.




SPI interface to the FlySky/Turnigy 9x Interfacing a RC radio to a microcontroller is a bit of a pain, especially if you want a lot of channels, because you have to time each channel's output individually. An AVR only has one 16 bit timer with two compare channels, so either you..... Listed under: Radio Projects

79.




Arduino powered 7seg led display with Port Manipulation Time for something a little more advanced. Direct Port Manipulation. Normally when using Arduino software, the actual logic behind changing the values in pins is abstracted away with digitalWrite and digitalWrite. Now, for most people that's just fine. But it has some limitations. For one,..... Listed under: LED Projects, Projects

80.




Arduino controlled animatronic wooden head (reading lamp) usnig arduino This head is a reading lamp which can be adjusted for direction of lighting, and dimmed as required. This Instructable combines Arduino programming, some simple electronics, carving with hand and power tools, mechanical control and a bit of woodwork. Apart from the Arduino and a..... Listed under: Home Automation Projects

81.




Temperature-Sensitive Infinity Mirror using arduino As per an assignment in my digital multi-media class, I've combined two Arduino-related tutorials into a functional object! The result is a pair of infinity mirrors that flash red and blue depending on minute fluctuations in ambient temperature. This is my first experience with Arduino,..... Listed under: Temperature Measurement Project Ideas

82.




How to build an Arduino energy monitor – measuring mains voltage and current This guide details how to build a simple electricity energy monitor on that can be used to measure how much electrical energy you use in your home. It measures voltage with an AC to AC power adapter and current with a clip on CT sensor,..... Listed under: Temperature Measurement Project Ideas

83.




High Power RGB LED Moodlamp which syncs with Philips Hue In this instructable the main focus lies on the software which I've created - not so much on the hardware side. You needn't to use a high- power led for this, you can use every RGB- LED you like. The "High Power RGB LED Moodlamp"..... Listed under: LED Projects

84.



Buggy Wheelchair Robot using an Arduino This is a Modification of an electric wheelchair. I called it "Buggy" for two reasons. #1 My kids can still ride it around because I left the seat intact. #2 I haven't programmed anything for a long time. I plan to create "jobs" for it..... Listed under: Projects, Robotics – Automation Projects

85.




FOBO bipedal walking robot FOBO is the fourth prototype from Project Biped. It is a 3D printed, self-contained, statically balanced, bipedal robot. It has 8 DOF (degrees of freedom) and can walk around its environment and avoid obstacles using an ultrasonic range sensor. All of the designs, instructions, source..... Listed under: Robotics – Automation Project Ideas

86.

Build the Ultimate Larson Scanner! using arduino I have watched the availability of high power (>10W) LED's jump over the past year or so and... drop in price. I came across some very inexpensive 10W white LED's from Deal Extreme that were in the \$3 dollar range and put out 900lumens, which..... Listed under: CNC Machines Project Ideas





87.  Precision Fermentation: Arduino-Controlled Crock Pot Yogurt Maker A homemade thermostat attachment for a crock pot (or other electric heating device). It can be used to precisely control the temperature of the crock pot for things like yogurt fermentation. Why Making yogurt is fun. It is also way cheaper than buying it. You..... Listed under: Home Automation Projects



88. BLU-BOARD, control your home with blue tooth! Big thanks to the fine people at Hack-A-Day for sharing this with the world! if you'd like to donate to the project: <https://www.suprmav.com/projects/167/blu-board> This project has been in the works for along time, three months if I reckon Correctly, but anyways, this device will allow you..... Listed under: Development Board – Kits Projects, Home Automation Projects



89. CatBot: Automated Cat Laser using an Arduino The CatBot is an autonomous laser toy for your cat. You may say "But Joe, isn't the laser pointer the best toy for the lazy cat owner?" I'd have to say no, the CatBot takes one step further. Using two servos, an Arduino and a..... Listed under: Projects, Robotics – Automation Projects




90. Group 9 – Prototype I Final Report: Remote Piano Pedal Controller using arduino Introduction: As a group, we feel that everyone should be able to enjoy the things they love to do despite their limitations. Our project is designed to enable people who are unable to use their legs to operate the pedals of a piano and..... Listed under: Sound – Audio Project Ideas



91. Arduino compatible Luna Mod Looper The Luna Mod Looper, basically lets you record a sequence using a potentiometer to control the pitch of the note, and then play it back and add affects. Ever since I saw videos of the Luna Mod being played, I wanted to build my own..... Listed under: Projects, Sound – Audio Projects



92. Glowing Color-Changing Guitar In the kingdom of rock and roll it is important to set oneself apart. With millions of people in this world who can play the guitar, simply playing well is just not going to cut it. You need something extra to rise up as a..... Listed under: Sound – Audio Projects



93. LED matrix using shift registers using arduino This instructable is meant to be a more complete explanation than others available online. Notably, this will provide more hardware explanation than is available in the LED Marquee instructable by led555. Goals This instructable presents the concepts involved with shift registers and high side drivers..... Listed under: LED Projects




94. Athena: The Global Car Tracking System(3D Images) Bring out your 3D glasses and enjoy viewing in a novel way! I have added a new dimension to my instructable. If you do not have 3D glasses, then you can make one yourself. The following link explains how to make 3D glasses ([link](#)). Please..... Listed under: Car Projects, Sensor – Transducer – Detector Projects



95. Piano Stairs with Arduino and Raspberry Pi Who doesn't love music? These Piano Stairs are an interactive, relatively portable, musical installation that can be applied to basically any stairwell. I built them for HackPrinceton and won 2nd place in the hardware track. I've had requests to share my code and diagrams, so..... Listed under: Sound – Audio Projects



96. Addressable Milk Bottles (LED Lighting + Arduino) using arduino Make PPE milk bottles into good looking LED lights, and use an Arduino to control them. This recycles a number of things, mainly the milk bottles, and uses a very low amount of power: the LEDs apparently dissipate less than 3 watts but are bright..... Listed under: LED Projects




97. How to Build an Arduino Circuit on a Breadboard Small Kit with Big Functionality By Ryan Winters Product Manager There are many reasons to build your own Arduino circuit on a breadboard or PCB. It takes less space, projects don't always require every pin to be used on the I/O headers, or maybe you..... Listed under: Development Board – Kits Project Ideas



98. Make your own cellphone from scratch The DIY Cellphone is a working (albeit basic) cellphone that you can make yourself. It can make and receive phone calls and text messages, store names and phone numbers, display the time, and serve as an alarm clock. It connects to GSM networks (like AT&T and T-Mobile..... Listed under: How To – DIY – Projects, Phone Projects


99. LED Cube Spectrum Analyzer In this project we'll create a small add-on PCB containing the a MSGEQ7 spectrum analyzer circuit and show how it can drive the RGB LED cube kit from Freetronics. This allows the cube to display the seven bands over four horizontal planes. There is a small amount..... Listed under: LED Projects




100. High Speed Outdoor Photography High speed photography is generally carried out in a dark room with dedicated equipment (controlled remote flash for example)... The instructable proposed here enables to make high speed photography outside (and enjoy the sun!), in less than 2 hours with some generic DIY basic tools. The principle is the following..... Listed under: Video – Camera – Imaging Projects




101.




DIY Sensors Workshop using arduino The Arduino offers the advantage that a lot of people are using it so it is usually quite easy to get help or information via the internet. The main website for the Arduino is: <http://www.arduino.cc/>. The Arduino can also be programmed to behave in many..... Listed under: Sensor – Transducer – Detector Projects
102.




Troubleshoot your car battery with ATtiny Last winter I experienced some problems with my car battery. I knew that it was about time to replace it so off I went to buy a new one. This fact reminded me of an old article about a car battery/charging system diagnostics kit I..... Listed under: Battery Projects, Car Projects
103.




Solar theremin with Arduino using arduino materials: arduino uno 3 photoresistors 4 buzzers 3 10k resistor (optional) usb solar pannel or usb battery Step 1: Why? During the 2014 art Exhibition at Met (M. di Ragusa), I created (with the technical collaboration of Carmel Iurato), this theremin made from three photoresistors,..... Listed under: Solar energy project Ideas
104.




Arduino Prototype Center This is a relatively inexpensive and easy to build project that will help you test out all of your Arduino projects and prototypes. Since it has a plug-in power source, it eliminates frequent battery use and leaves the breadboard free of voltage regulators and capacitors..... Listed under: Metering – Instrument Project Ideas
105.




STEAMPUNK STEAM GAUGE, POWERED BY ARDUINO This was created to be some eye-candy for my kitchen. I wanted something unique for a special blank space on my wall, and adding movement, blinky lights and interesting mechanical “guts” made it even better. Ultimately, this project ended up requiring the following range of..... Listed under: Metering – Instrument Projects, Sensor – Transducer – Detector Projects
106.




Arduino Laser Engraver I started this project because I wanted to make something that had mechanical, electrical and software components. After looking around on Instructables, I figured that an Arduino based laser engraver would be an interesting machine to make, and that the machine itself could make interesting..... Listed under: Other Projects
107.




Google Docs and the Arduino Yún Introduction This is the second in a series of tutorials examining various uses of the Arduino Yún. In this article we'll examine how your Arduino Yún can send data that it captures from the analogue and digital inputs and a real-time clock IC to an online Google..... Listed under: Internet – Ethernet – LAN Projects
108.




Multitouch Music Controller This project is an Arduino-powered infrared touchscreen / coffee-table interface that I've been using to control various music and graphics applications on my computer. This is an old project that I've recently had time to go back and document/fix up; this project is a little..... Listed under: LCD Projects, Sound – Audio Projects
109.




Arduino ATmega328 – Hardcore using arduino Ok, you've completed your prototype using an Arduino Uno board, perhaps using a shield or a breadboard for any additional components, but now you want to finalise your design and construct it using your own pcb. Well, that is fairly straightforward, as we have made..... Listed under: Development Board – Kits Project Ideas
110.




Controlling Cubase with Arduino based MIDI A friend of mine wanted to control Cubase, his audio recording software, with a push button so that he could stop and start recordings remotely without having to go over to the computer and type on the keyboard. You may be able to do this..... Listed under: Projects, Sound – Audio Projects
111.




Plugduino – Arduino based 120 Volt outlet controller give your Arduino a 120 volt kick in the pants! The Arduino is a great tool for anyone interested in learning microcontroller programming, but after blinking some LEDs, what's next? This project enables your Arduino to control real-world 120 Volt electrical appliances you have in..... Listed under: LED Projects
112.




Arduino Masterclass Part 2: Build an LED weather station using arduino Project-specific parts You'll need the standard parts (Arduino board breadboard wires pliers and so on) along with these extras: DHT11 temperature/humidity sensor 7 x 330-ohm/0.5W metal film resistors 3 x 4.7k-ohm/0.5W metal film resistors 2 x BC337 NPN transistors 2 x LTS543R or FND500 common..... Listed under: LED Projects
113.




Proximity Sensing Origami Flower using Arduino Origami is the traditional Japanese art of paper folding. In this project, with a little help from an Arduino, you can bring your origami into the 21st century and make it an interactive art! The result shown here uses Bare Conductive paint to give an..... Listed under: Projects, Sensor – Transducer – Detector Projects
114.




Worms in Space Board Game Story: NASA has taken worms to the ISS on their own special capsule. There was an accident aboard the station and the worm astronauts have to navigate to the escape capsule to return to Earth. The airlock to the escape capsule has been damaged but..... Listed under: Game – Entertainment Projects
115.



FireHero: Turn Guitar Hero into an extreme sport by adding flamethrowers! using Arduino microcontroller So, long ago I had read about propane fire poofers. They're pretty cool... I mean, who doesn't love fire?! But, no matter how awesome, they could get pretty boring after a while of seeing the same large fireball. I never built one because I wanted..... Listed under: Game – Entertainment Projects
116.



How to Display Text on an HD44780 LCD with an Arduino In this article, we will go over how to connect an HD44780 LCD to an arduino in order to display any text that we want to show on the LCD. To do this, first, we must make the appropriate physical connections from the arduino board..... Listed under: LCD Projects
117.



DIY Antique Phone Doorbell using Arduino Bryan Zimmer emailed us this fantastic retro-themed DIY hack, a most timely submission as we just revisited the noir art deco-science fiction classic Dark City and we think this would have perfectly fit in the world (or in Adama's quarters on BSG). Bryan gives step-by-step..... Listed under: Home Automation Projects, How To – DIY – Projects, Phone Projects

118. Controlling speed controllers with Arduino Hey guys, I'm back with another instructable. This is about RC speed controllers. What this will do is allow you to test out your speed controller in the Arduino world using Serial, then you write the values down and can use them for your projects..... Listed under: Ideas, Metering – Instrument Project Ideas



119. Arduino Touch Screen iTunes control (ATSIC) using arduino What I'm going to show you is how to make an iTunes control device using an Arduino and a touch screen. The iTunes Control works by reading area's of the touch screen and send a letter to the computer via the serial port, which is..... Listed under: Phone Projects



120. Building an Arduino Robot, Part II: Programming the Arduino Welcome to the second article in the tutorial series in which I'm building a remote controlled Arduino based vehicle robot. Here is the list of articles I have published: Part I: Hardware Components Part II: Programming the Arduino (this article) Part III: Assembling the Robot..... Listed under: Robotics – Automation Projects



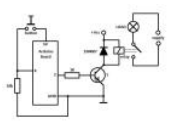
121. Color changing display Custom made Multiple color display. Have you ever wanted a display that is a little larger then one you can buy? Have you ever wanted to make a display the way you wanted it? Me too! This is how I made a custom multiple color..... Listed under: LED Projects



122. DMX Ardweeny Node using Arduino I've settled on the lighting industry standard of DMX as my overall control protocol as I explore the world of blinky lights. This universal control method is electrically robust, radio transmissible, and flexible enough for my needs (not to mention the needs of major concert,..... Listed under: Development Board – Kits Projects, Interfacing(USB – RS232 – I2c -ISP) Projects



123. Control a Relay with Arduino In this quick Arduino tutorial I will explain how you can control a relay using the Arduino Board, one 1K and one 10K resistors, 1 BC547 transistor, one 6V or 12V relay, one 1N4007 diode and a 12V fan. When the button is pressed the..... Listed under: Sensor – Transducer – Detector Projects



124. Easily control your iPod using Arduino Easily control your iPod with Arduino using serial commands. This instructable includes the schematic, the code and some extra info; everything you need to make this work. USB,battery or wall power supply powered. Step 1: What you need Parts: 5x 1K ohm resistors 2x 1M..... Listed under: Interfacing(USB – RS232 – I2c -ISP) Projects, Phone Projects, Projects



125. Make an Arduino timer Hi, so me and my pal are setting up so we can make PCB ´ s. We are currently making a UV exposure box (possibly another instructable) and for this box, we needed a timer, so this is what we have done so far, and what we..... Listed under: Clock – Timer Projects, Projects



126. RC Car to Robot using arduino Converting an RC car into a robot is a quick and easy way to get started with robotics. At the very least, when you get bored of playing with your remote control car after three days, you can turn it into a robot that will..... Listed under: Game – Entertainment Project Ideas



127. Easy 4x6 LED Matrix, Arduino! In this inst'able, I will show you how to create your very own 4x6 LED matrix as well as show you how to write code for it! There is an animation creator program in step 4! Here is one ANIMATION to get you excited about the project! ***Wave..... Listed under: LED Projects, Projects



128. Pulse Width Modulation : PWM using Arduino Pulse Width Modulation or PWM is a method of Digital to Analog Conversion. It helps in delivering analog average voltage using digital pulses of variable pulse width. By controlling the on time and off time, we can generate an analog average voltage using the digital..... Listed under: PWM Projects




129. Robot arm from a desk lamp (IKEA Tertial hack) This project answers to a need I had: a third hand that holds a camera while I perform a test and takes photos/videos (useful when you're stuck at the lab late at night, and suddenly need a photographer). The downside to a robotic arm was..... Listed under: Robotics – Automation Projects



130. Arduino Guitar Pedal using arduino The Arduino Guitar Pedal is a digital multi-effect pedal based upon the Lo-Fi Arduino Guitar Pedal originally posted by Kyle McDonald. I made a few modifications to his original design. The most noticeable changes are the built-in preamp, and the active mixer stage which lets..... Listed under: Game – Entertainment Project Ideas



131. Breadboard Arduino Received a couple of nice big bread boards for Christmas and decided that one of them needed an arduino to use with it. After some thought I decided that the best option was to build the required parts of an Arduino circuit direct on the..... Listed under: Development Board – Kits Projects

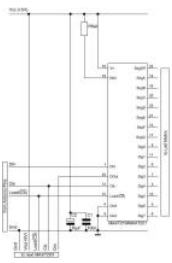



132. Tabletop Soccer Game using arduino Send a Foosball down a ramp and try to score on the goalie! But scoring is not so easy - the goalie moves left and right to block your shot! This project was made for a class called "Thinks that Think" at CU Boulder for the Spring..... Listed under: Game – Entertainment Project Ideas





133. The MAX7219 and MAX7221 Led drivers These two integrated circuits from Maxim are for driving either 64 individual Led's, or up to 8 digits of 7-segment displays. The drivers implement a SPI compatible slave interface that can be controlled from the Arduino using only 3 of the digital output pins. An..... Listed under: LED Projects








134.  Arduino Time & Temp Display Shield Another project I'm working on required a good timer, but the more I read about Arduino, I realized that I couldn't make an accurate timer using an Arduino that was already devoted to other tasks. The Arduino will always lose time if you perform other..... Listed under: Temperature Measurement Projects


135.  Measuring Battery Capacity With an Arduino I needed a couple of AA batteries and found the display at the supermarket where they were all arrayed. Normally when I'm shopping in the supermarket, I tend to look at the price/kg or price/l when comparing similar products. In the case of the batteries,..... Listed under: Battery Projects, Projects


136.  Sunflower Automaton using arduino This was a 6 week project created for the Spring 2012 Things That Think course at the University of Colorado at Boulder. Our project is an autonomous Sunflower. As in nature, the highest priority for our flower is sunlight, necessary for photosynthesis. Our Arduino controlled..... Listed under: Video – Camera – Imaging Projects


137.  Arduino Optical Theremin When I first became aware of Arduino, a theremin seemed like a natural project: sensor + actuator. It turned out to be quite affordable and fun to make. It is a naive design, using just one photocell and some hacked headphones. After some experimentation, I..... Listed under: Ideas, Sound – Audio Project Ideas


138.  Charlieplexing LEDs with an Arduino Charlieplexing is an ingenious method for controlling many LEDs without using many microcontroller pins. You can turn on or off one LED at a time. To light more than one LED at a time, you can scan the LEDs by turning a sequence of them..... Listed under: LED Projects, Projects


139.  Mobile Earth Rover One – 3.5G Exploration using arduino If you can't explore the Moon or Mars ... you can always explore your neighborhood! The main goal of this project is to alter a remote controlled vehicle and control it via Internet Telerobotics using the Mobile Telephone Network (WWAN - Wireless Wide Area Network)..... Listed under: Robotics – Automation Project Ideas


140.  Nocturnal Emissions: My Arduino Powered Internet Enabled Dream Generator We all need to dream more so I've created this Arduino Powered "dream generator" to help plant the seeds for some big thinking craziness. When you approach the generator a Maxbotix ultrasonic sensor triggers lights and music that draw you in so you can stare..... Listed under: Internet – Ethernet – LAN Projects

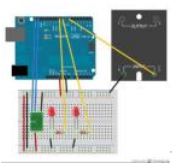
141.  Light Seeking R.C Car Hack (with Arduino) using arduino Creating a robotics platform from scratch takes allot of work and a few dollars. Buying a ready built one is easy but costs allot of money (at least for me). So instead I decided to piggy back off of the companies who make remote control..... Listed under: Car Projects


142.  Appliance Remote Control using Arduino One of the basic tasks in many home automation systems is controlling power to appliances. They could be lights, or a heater, or an exhaust fan, or just about anything else that runs on mains power. The problem of course is that it's dangerous to..... Listed under: Home Automation Projects, Robotics – Automation Projects

143.  Arduino Wireless Programming with XBee Series 1 or 2 Hi. This Instructable will guide you through the process of wirelessly programming your Arduino using two XBees. I just finished designing a wireless EEG system with the XBee modules, so I've become quite fluent in their programming and have just now been able to accomplish this. It still amazes..... Listed under: Arduino Programmer Projects, Projects

144.  My Arduino Binary Clock Hi from Italy Although many watches are created binary, my project was inspired mainly to this: <http://www.instructables.com/id/LED-Binary-Clock-1/>, very smart and funny. I tried to improve the design and to add something personal. I think it's a good result at the end. The project is..... Listed under: Clock – Timer Projects, Projects


145.  Power Supply unit for arduino power and breadboard using arduino how you can take a computer u hv old (power supply unit) and turn it into a power supply that will power your Arduino and give you all the amperage you need as well as your standard 3.3 volts, 5 volts, and 12 volts for..... Listed under: Development Board – Kits Project Ideas

146.  Using Arduino tide predictions using arduino In the previous post, I outlined some Arduino code to generate tide height predictions for a NOAA tidal reference station. Now let's do something useful with this newfound functionality. In the experiments I run, it's useful to keep intertidal animals like snails and limpets on..... Listed under: Home Automation Project Ideas


147.  Arduino weather station part 2 using arduino Sometimes I just do not have time to connect to the internet and check current weather conditions. This is the reason why I made this indoor LCD weather display based on Atmega328 Arduino MCU. The circuit board consists of two LP2950 voltage regulators, MCU, four..... Listed under: Sensor – Transducer – Detector Project Ideas




148.




Cheap Arduino Controlled Yogurt Maker These days I was reading an interesting post on how to make yogurt "by the gallon" (<http://www.instructables.com/id/Yogurt-By-The-Gallon/>). One thing needed was to maintain a rather constant temperature of 43°C (110°F), so the bacteria can grow properly. Though you can buy commercial yogurt makers, they aren't..... Listed under: Home Automation Projects, Projects
149.




Low Cost LED Grid There are a number of great Instructables on LED grids out there. This is a low cost version - not quite as polished, but easy to make. This project uses a couple of sheets of foam core, a fluorescent fixture cover from the local home..... Listed under: LED Projects
150.




Make an Attiny13 based IR proximity sensor This is an extremely cheap IR proximity sensor you can make with a few cheap parts and an AVR programmer. I use an Arduino as my programmer in this Instructable. This sensor only has a range of about 3 inches. You can easily add more..... Listed under: Interfacing(USB – RS232 – I2c -ISP) Projects, Sensor – Transducer – Detector Projects
151.




Google Weather on graphical display with Arduino In this project, I am using an Arduino board to show forecast of the weather from Google Weather service on a VGA screen. The display is obviously graphical one, with icons and some colorful text. It is one of those gadgets I wanted to have..... Listed under: Internet – Ethernet – LAN Projects, LCD Projects, Projects
152.




Bluetooth plus Infrared Controlled Robotic Arm Hi. I'm Darren a 17 year old hobbyist, and this is the first Instructable I'm posting here, so I apologize if it kinda sucks! I hope it's good enough... So how did the idea of a robotic arm come to me? Well, the first thing..... Listed under: Internet – Ethernet – LAN Projects, Robotics – Automation Projects
153.




Arduino controlled Interactive wallpiece This project is a subset of my idea of an interactive wall.. so this is an interactive wall-piece.. What does it do ? Mine is a touch activated light display. How does it work? It is controlled by an Arduino UNO which senses the inputs..... Listed under: Game – Entertainment Project Ideas, Home Automation Project Ideas, Ideas
154.



Intro to Arduino An Arduino is an open-source microcontroller development board. In plain English, you can use the Arduino to read sensors and control things like motors and lights. This allows you to upload programs to this board which can then interact with things in the real world..... Listed under: Development Board – Kits Projects
155.




Transforming Chandelier In this tutorial I will go over how to make a transforming chandelier. This project will be heavily CAD oriented (Solidworks and Illustrator), made by laser cutting/engraving acrylic sheets, and a little bit of Arduino coding and soldering. Step 1: Choosing materials. All the pieces..... Listed under: Other Projects
156.




Sentriduino! Its the all new Sentry turret Hey guys, Today I would like to show you how to make a simple sentry turret out of household Items! You would only need to get an Arduino UNO or Mega, a Ping))) Ultrasonic Range finder, two servos, and an electronic water squinter! The rest of..... Listed under: How To – DIY – Projects
157.


RGB / RFID Lamp We have taken this project down, due to vendor's request. Please wait till we get approval again..... Listed under: Home Automation Projects, RFID - NFC projects
158.




How to make a Ghost Knocker Step 1: Check the materials you need. Below is the list of stuff you need to make it: 1. Arduino I used an Arduino Pro Mini 3.3V. You also need USB-Serial tether to program it. 2. A battery box I used a AA x 4..... Listed under: Game – Entertainment Projects
159.



Wireless Finger Drum using Arduino I came across these Force Sensitive Resistors. I like them a lot and I wanted to do something with them, may be making them more usable than standing on the breadboard. Few months ago, I created the pocket-sized RevIO - Arduino Compatible and having fun with..... Listed under: Game – Entertainment Project Ideas, Ideas
160.



Temperature-Sensitive Infinity Mirro As per an assignment in my digital multi-media class, I've combined two Arduino-related tutorials into a functional object! The result is a pair of infinity mirrors that flash red and blue depending on minute fluctuations in ambient temperature. This is my first experience with Arduino,..... Listed under: Temperature Measurement Projects
161.



Wireless nunchuk controlled animatronic doll This instructable will attempt to show you how to make an animatronic doll controlled by a wireless nunchuk. This doll can only move its head though. I'm sure there are plenty of people out there who can take this and expand on it and make..... Listed under: Game – Entertainment Projects
162.

The Word Clock Arduino version ***** Major updates - A much better enclosure for this clock has been designed - check out <http://www.instructables.com/id/The-Wordclock-Grew-Up/>





***** Last month I wanted to build a special gift for my beautiful wife, Megan. She has a teaching background in English, so what better present to..... Listed under: Clock – Timer Projects, Projects




163. Palm Arduino II I have a "through the Looking Glasses" idea of making another version of Palm Arduino. Since this design derived from Palm Arduino, I will called it Palm Arduino II. This Palm Arduino, the Second, will be the combination of Palm Arduino and Portable 5V Voltage Regulator. So..... Listed under: Development Board – Kits Project Ideas, Ideas



164. Arduino BlinkyBall Project I frequent a blog called hackaday.com which featured a project by "Nikolai", it was a 10cm LED ball that used shift registers. It seems like a really fun project to attempt but the cost of having the boards made & not having any experience sending..... Listed under: LED Projects



165. Window Painting Robot using Arduino The idea for this project came from one of my favorite 'ibles: the polargraph. I loved the drawing style and thought how cool would it be to do this on the side of a building? Unfortunately the challenges to setting up such a large polargraph..... Listed under: Ideas, Robotics – Automation Project Ideas



166. ButtonHero using Arduino ButtonHero is a game made on an Arduino that involves the use of buttons, LEDs, wires, and resistors. In this game, you have to hit the corresponding button to the light that is randomly selected before the light changes. You start with 5 lives and..... Listed under: Ideas, Interfacing(USB – RS232 – I2c -ISP) Project Ideas



167. Educational colorimeter kit This instructable is a step-by-step assembly guide for the educational colorimeter kit we launched in April 2012 on Kickstarter. Assembly takes from 20-40 minutes. Once assembled the colorimeter can be used in a wide variety of science experiments to measure the absorbance and concentration of..... Listed under: Metering – Instrument Projects



168. Blinky Lights using Arduino and LumiGeek I used the Arduino UNO combined with three LumiGeek shields to run lighting. LumiGeek has dedicated shields to support 1 Watt RGB LEDs that require constant current, Addressable RGB LED Strip, and Non-Addressable RGB LED Strip. Step 1: 1 Watt RGB LEDs (2x) I wired..... Listed under: LED Projects



169. Control an Arduino With a Wristwatch The watch The Texas Instruments eZ430 Chronos is a cool gadget. It has bidirectional radio communication, and a whole bunch of sensors: temperature, pressure, acceleration. In fact, it is a development kit for the MSP 430 (a low-power microcontroller), that TI packaged as a watch..... Listed under: Clock – Timer Project Ideas, Ideas



170. Servo 360 rotation mod (Parallax) In this instructurable I will expalin and show you how to make a Parallax servo rotate 360°. And againI have search the internet to see tutorials clear enough to make this posible with no luck. Don't get me wrong they are some how good but not..... Listed under: Motor Projects



171. Wu-Tang Can: Interactive Tipping Cash rules everything around me. C.R.E.A.M. Get the money. Arduinos are showing up everywhere. Even in space. But what about the lowly tip jar? No. Are Arduino projects giving the Wu-Tang Clan the proper respect they deserve? Not even close! Rectification. That's what this is..... Listed under: Other Projects



172. Hookup an LCD to an Arduino in 6 seconds with 3, not 6 pins Adding an LCD display to Arduino projects can add real value but the cost of doing so can be significant. Not a financial cost - you can pick up 16 (characters) x 2 (rows) LCD for as little as £3.50. The cost is the pin..... Listed under: LCD Projects, Projects



173. Arduino Based Four Legged Robot The name of our robot is FIER and here is a video of it saying hello to the world. In this instructable, I will try to show you the basic steps to making your own walking robot for the most bang for your buck. You..... Listed under: Robotics – Automation Projects



174. Analog audio panel for PC using Arduino Have you ever struggled with audio settings in control panel in middle of a VoIP call? Or, wondered if the other guy can hear you properly? I have. My work requires great deal of remote conference calls using PC. The first thing I wonder always..... Listed under: Projects, Sound – Audio Projects



175. 4X4X4 LED Cube w/ Arduino Un As someone who is very new to digital electronics this LED cube was fun to make, challenging and a great lesson in soldering. If you have some patience (64 LED's to solder!) and steady hands, this project will be well worth it in the end!..... Listed under: LED Projects



176. Vacation Pet Feeder from Recycled Materials If you are a pet owner, going on vacation can be stressful. Usually, you need a friend or neighbor to come over every day and feed your pets. However, by enslaving robots you can keep your pet happy and enjoy a stress-free holiday. To save..... Listed under: Home Automation Projects



177. HexiLogger, an Arduino based data logger The purpose of this project was to create a simple, portable device that would periodically read sensors and then store the sensor data so it could be retrieved later. The result is the HexiLogger, "hexi" because it can support up to six different sensor inputs..... Listed under: Interfacing(USB – RS232 – I2c -ISP) Projects, Projects



178. Open Source Server Room Monitor using Arduino This server room environmental monitoring system is a low cost high performance device with the same onboard features as commercial devices costing hundreds of dollars more. In addition to a low cost platform we will provide low cost sensors for many important devices to insure..... Listed under: Internet – Ethernet – LAN Projects, Metering – Instrument Projects, Projects, Sensor – Transducer – Detector Projects

179. iTime clock in a Mac Mini box using Arduino After the untimely death of my Mac Mini (the last thing Apple I never buy), I recycled her limping in a clock display LEDs. Technica👉, there is not rocket science: an Arduino reads the time from an external clock and displays a matrix of 8x6..... Listed under: Clock – Timer Projects, Projects



180.



The UCube: Design & Print 3D Objects by flipping switches This instructable goes through how to design and print a variety of 3D models using a system called the 'UCube'. Note: I would love to eventually publish detailed instructions on how to make your own UCube, but since the design is still changing and improving,..... Listed under: Interfacing(USB – RS232 – I2c -ISP) Projects
181.



Open Source Hearing Impaired Alarm Clock using Arduino Activities of daily living (ADL) are self-care activities that are usually taken for granted, since as the name implies they are performed on a daily basis. If you have ever ended up in a cast, or on crutches you can empathize how menial daily activities can suddenly be very difficult to..... Listed under: Clock – Timer Projects, Projects
182.



DIY Mod an Omnibot 80's Robot with Voice, Camera, Servos, Bluetooth *Check back for more updates on this build 😊 So, have you heard of the Omnibot? Well! Any kid from the 80's will remember how amazing this robot was. For you young kids, this robot was released in the early 80's by Tomy. The robot..... Listed under: Internet – Ethernet – LAN Projects, Motor Projects, Robotics – Automation Projects, Video – Camera – Imaging Projects
183.



Tag Archives: arduino speaking clock How to: Speaking Clock Hello 😊 Setup and Procedure The wave shield is interfaced with the Arduino Mega 2560 as normal. A couple of pins were remapped because the wave shield was initially made for a different device. The DAC pins were remapped to pins 22,23,24..... Listed under: Clock – Timer Project Ideas
184.



LED Calculator with Rotary Quadrature Encoder for Target System Voltage Selection using Arduino I'm still working on the LED calculator (original idea and most recent work) — I've finally got 'round to adding a rotary encoder to set the target system voltage. Now you can turn the potentiometer to set the LED brightness, turn the rotary encoder to set what..... Listed under: Calculator Projects, LED Projects, Projects
185.



Arduino Lens Controller – Synchronized Zoom/Focus with Wii Classic Controller My Lumix GH2 Micro Four Thirds camera not only shoots fantastic high definition videos, but with inexpensive adapters I can use it with older manual lenses that are cheap and often very high quality. I shoot a lot of performance videos for my daughter's dance studio, and I..... Listed under: Video – Camera – Imaging Projects
186.



Sensing Squeeze using Arduino I'm researching squeeze sensing as a mode of tactile interface. Here I will cover the process of developing a squeezeable sensor and the firmware/software concerns associated with interpreting the data from the sensor. This fulfills the “sensor project” for my class called Computational Principles in..... Listed under: Projects, Sensor – Transducer – Detector Projects
187.



S.A.M. Spring Aided Machining (CNC with adhesive remover) S.A.M. Spring Aided Machining (CNC with solvent) is a school project designed by three architecture students at CCA, San Francisco: Matt Boeddiker, Abelino Robles, and Tim Henshaw-Plath. (www.cca.edu) The machine is capable of rapidly prototyping and creating subtractive formwork that can be used to cast..... Listed under: CNC Machines Projects
188.



A Beginner's guide to making an Arduino Shield PCB (This tutorial has gotten really popular recently, and I'm very pleased that so many people are interested. I learned all of this stuff while working on my first PCB. If you're interested, I've started to sell the most recent version of my Arduino ProtoShield. If..... Listed under: Development Board – Kits Projects
189.



Arduino Color Sensor Here we will be learning how to make a color sensor. my model consists of three cardboard compartments containing an LED - one red, one blue, and one green - and an OP550B phototransistor. The LED's shine simultaneously on a solid colored card. The phototransistors..... Listed under: Sensor – Transducer – Detector Projects
190.



Cat Repelling PIR motion sensor (covert) speaker box alarm using Arduino This is a PIR motion sensor device that works with the arduino uno. In order to make it covert enough to be placed in multiple settings and portable enough to fit most places, I decided to make the case for it appear as a speaker. The inspiration for..... Listed under: Projects, Security – Safety Projects, Sensor – Transducer – Detector Projects, Sound – Audio Projects
191.



Arduino MIDI Volume Pedal I'm playing keyboards this fall in another rock concert to benefit the high school robotics team, and for some of the tunes I need to be able to fade an organ in and out over a period of a measure or two. My keyboards are..... Listed under: Projects, Sound – Audio Projects
192.



Arduino Stepper Motor Control Hardware Preparation Stepper Motor Driver Board Arduino Board (UNO) If you have purchased the Arduino Board from ZTW, we have already uploaded the g-code library for you. If you are using your own Arduino Board, you can download grbl Arduino library online and load it..... Listed under: Motor Projects
193.



Arduino Thermostat with TC74 sensor Hello all! This is a quick guide on how to use an Arduino© to control whether a cooling fan and a heater is turned on depending on the detected temperature from a TC74 Arduino sensor. This is for a final project for an Electronics class..... Listed under: Sensor – Transducer – Detector Projects
194.




Geiger Counter with Touch Interface! There are quite a few geiger counter instructables. The difference with this one is that I wanted to give it a modern interface, similar to smart phone touch screens, that anyone would feel comfortable using. The reason for this is that I want to use it as..... Listed under: Calculator Projects, Sensor – Transducer – Detector Projects
195.




Digital Clock with Arduino and DS1307 In this article you will learn how to make a digital clock using Arduino and the DS1307 RTC IC. What is DS1307 IC actually? Well, it is a Real Time Clock (RTC) IC that is simple to use, low cost and easy available. The IC..... Listed under: Clock – Timer Projects




196.




Arduino Drawbot In some of my previous Arduino instructurables I have show to the Arduino beginners on how to control servos in different ways. And in my last instructurable I have show the modification of a Parallax servo for a 360° rotation. So in this one I will show Arduino..... Listed under: Robotics – Automation Projects
197.




Arduino Led Dice This instructable will show you how to create a dice using Arduino and few components. It's an easy and fun project, suitable for beginners and those who want to start with Arduino; it also requires a minimal amount of components. This explains how to create..... Listed under: LED Projects, Projects
198.




Arduino-Square with Color LCD B-Squares is a modular electronics platform that enables users to build, customize, and continuously update their own electronics applications. In this B-Squares App we will cover how to assemble a simple Color-LCD Application using the Arduino-Square. Hardware: 1. Arduino-Square. 2. Battery-Square 3. Color LCD Shield..... Listed under: LCD Projects, Projects
199.




Simon the Octopus Everyone loves the Simon game ! So we decided to take it to another level. This project was done for our Things That Think class where we had to make a PlushBot (a plush toy that thinks! "with computation") thus, kids were our target. We..... Listed under: Game – Entertainment Projects
200.




The Traveling Geocache using Arduino This project and future projects can be found at my website <http://revoltlab.com/> where you can also find my blog. UPDATE LOG: NOW SUPER SIMPLE TO REPROGRAM! Easy FTDI USB interface hardware explained in step 10 Easy FTDI USB interface programming explained in step 13 NEW..... Listed under: GPS Based Projects, LCD Projects, Projects
201.



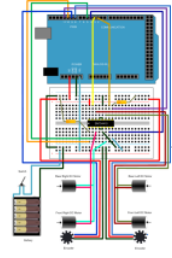
Arduino Button Activated Treat Dispenser For my Digital Multimedia class final, I created a treat dispenser that is activated by pulling a chain, which starts a servo motor that spins a wheel to dispense treats to my to African Grey parrots. Step 1: Gather Materials [box color="#985D00" bg="#FFF8CB" font="verdana" fontsize="14"..... Listed under: Motor Projects, Other Projects
202.




DIY Arduino Stepper Motor Driver Board This page will show you how to put together a simple stepper motor driver board that can be controlled with an Arduino. I built mine to use with my heliostat projects, but it could be used for other things too. Update: I no longer use..... Listed under: How To – DIY – Projects, Motor Projects
203.




Giant LED bar graph For a recent project I needed to build a large and obvious bar graph display. This was to show the power generated from a bicycle generator. I came up with this design and was pretty pleased with the final results as it is relatively low..... Listed under: LED Projects
204.




Drive with PID Control This example shows how to simulate a simple closed-loop control algorithm in Simulink® and how to run it on an Arduino® board. Supported Hardware: Arduino Leonardo Arduino Mega 2560 Arduino Mega ADK Arduino Pro Arduino Uno Available versions of this example: Arduino Mega 2560 board:..... Listed under: Interfacing(USB – RS232 – I2c -ISP) Projects
205.




BLINKING AN LED USING AN ARDUINO UNO (EXPLAINED) So you're here because you want to start learning some of the Arduino Basics... So let's start with THE most basics... no this "tutorial" is actually a little more basic than what you have in mind. It only requires that you: Have ANY Arduino Board..... Listed under: LED Projects
206.




Easy Arduino Audio Annoyatron This simple device simple plays a small tune at a random interval, between 5 and 30 seconds when the lights in a room go off. It can be cleverly disguised inside a tissue box, or inside or under any number of household objects. This is a vary simple project (my..... Listed under: Projects, Sound – Audio Projects
207.




Blinky the one-eyed clock using Arduino In this tutorial you learn how to make a blinking clock with a difference! Updated 18/03/2013 Followers of my website would realise that I tend to make too many clocks in those tutorials. Well, I like making clocks... so here is another one. However this time..... Listed under: Clock – Timer Projects, Projects
208.



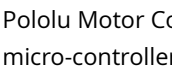
Arduino SOS signal with 8ohms speaker and LED blinking SOS is the commonly used description for the international Morse code distress signal (· · · — — — · · ·). [read more on wiki] Requirements: 1) Arduino 2*) 8 Ω speaker 3*) 150 Ω or similar resistor 4) 5mm RED LED 5) Hook-up..... Listed under: LED Projects, Projects, Radio Projects, Sound – Audio Projects
209.




Radio link between two Arduino boards I was looking for a way to handle wireless communications between two Arduino boards. Other options like Xbee or Bluetooth were going to cost \$50 to over \$100. Then I found a cheap RF transmitter and receiver at Sparkfun. The total cost is only \$9!..... Listed under: Interfacing(USB – RS232 – I2c -ISP) Projects, Projects, Radio Projects
210.



DIY Amp / Watt Hour Volt Meter – Arduino Major corrections and additions made 9/9/2014 For my off-grid Ham Radio and Solar projects, I needed a way to measure volts, amps, watts, amp hours and watt hours. There's a couple of commercial products that can do this, but not with the flexibility I wanted..... Listed under: How To – DIY – Projects, Metering – Instrument Projects
211.



Pololu Motor Controller Testing and Troubleshooting Finally, I finished reading the datasheet. It didn't give much information about how to connect the motor controller to a micro-controller. I used the simple circuit I found from a post in Pololu's forum: Using Dual VNH3SP30 Motor Driver with arduino @ <http://forum.pololu.com/viewtopic.php?>
-



f=15&t=1923. Dual VNH2SP30..... Listed under: Motor Projects

212.



Webster: A Geometric Pattern Weaving Machine We are three students from California College of the Arts in San Francisco in the Architecture program. This studio is called Creative Architecture Machines and is taught by Jason Johnson and Michael Shiloh. Webster is a geometric pattern weaving machine that takes inspiration from Islamic..... Listed under: Calculator Projects, PWM Projects

213.




Colorful Countdown Clock for tight timeline management using Arduino This is a funny looking clock that has that displays time on relatively large 32x16 Bi-Color LED Matrix. It includes also a countdown counter that I find very useful in many situations. Features: Date And time display Temperature display Countdown timer Buzzer notification Randomly changing..... Listed under: Clock – Timer Projects, Projects

214.



Arduino Nano based Microbot This instructable was created to be entered in the Robot Challenge. If I win, the parts will of course, go into robots like this one. Notes on how to include some of the very components in the prize packages are given in the last step. I..... Listed under: Robotics – Automation Projects

215.



Simple Arduino light meter This Arduino project is a simple light meter using a photo-transistor. An LDR would be more appropriate but the photo-transistor is what I has spare at the time. On the other hand the photo-transistor is sensitive to infrared, so its handy for testing remote controls..... Listed under: Metering – Instrument Projects

216.



Arduino Based Automated Lighting Control This is my second instructable. i want to share some of the basic things i made using the arduino i am so busy lately. then i got the chance to have this spare time... inspired by my former student and a fellow co league to..... Listed under: Arduino Android, Internet – Ethernet – LAN Projects, LED Projects, Projects

217.



Mobile Chicken Coop with some automation using Arduino My wife and I have wanted to raise chickens(for the eggs) and we finally decided to do it this spring. I have read a lot about pastured chicken and wanted to create a mobile coop so that the chickens would not destroy the yard. I..... Listed under: Home Automation Project Ideas, Ideas

218.



Remote Control Door – Internet Your Thing We can instantly open a door or control anything we can connect. It works from any iPhone, Android, or PC. After connecting something we want to control, download the free app to a PC, open a port, and control it remotely from anywhere. It's open..... Listed under: Internet – Ethernet – LAN Projects

219.



Minimal Arduino with ATmega8 Like me, you may have a few old Arduino boards or ATmega8 chips (in the boards) laying around from when you were first playing with Arduino. Those chips can still be really useful as the heart of a tiny “Minimal Arduino” setup. A normal Arduino..... Listed under: Interfacing(USB – RS232 – I2c -ISP) Projects

220.



Control Arduino Wirelessly with MATLAB Been seeing few DIYs on how to establish a communication between MATLAB application and Arduino that is hardwired to PC. However, I haven't encountered anything that control Arduino via MATLAB wirelessly using the ENC28J60 compatible Ethernet shield. In this ible', I'm going to show the..... Listed under: How To – DIY – Projects, Internet – Ethernet – LAN Projects

221.



Turn your Arduino into a 4 voice wavetable synth Multiple synthesizer projects have been done for the Arduino, but few have been able to utilize the full power of the Arduino processor. DZL from GeekPhysical wrote a 4 voice wavetable synthesizer that is one of the more advanced software based synths for the Arduino..... Listed under: Sound – Audio Projects

222.



Perfboard Hackduino (Arduino-compatible circuit) Never again will you have to dismantle a finished project just to reuse an Arduino board! This tutorial will go through the steps involved in fabricating your own Arduino-compatible circuit using just ~\$8 of parts (this includes the ATmega chip!). This is perfect for installing..... Listed under: Development Board – Kits Projects

223.



Arduino Backlit LCD shield In this tutorial learn how to make your own backlit-LCD Arduino shield. Updated 18/03/2013 Let's see how simple it is to make your own Arduino LCD shield. Sure – you can just buy one, but where's the fun in that? Getting Started Our LCD is..... Listed under: LCD Projects, Projects

224.




Knight Rider Rides Again using an Arduino This a Knight Rider Style LED Chaser Done with a Arduino Duemilanove with an ATmega328 chip. Step 1: Things you'll need: 6 LEDs (any color) 1 Breadboard 1 100 Ohm Resistor 12 Breadboard Jumpers 1 Arduino Duemilanove "or" Decimila 1 USB cable with A-type connector..... Listed under: LED Projects, Projects

225.



Simple Buck LED Driver with PWM Input High-power LEDs over 1W are now quite inexpensive. I'm sure many of you are incorporating LEDs as light sources in your projects. However I realize that the finding and configuring the power supply is still not as simple as it can be; commercially available LED..... Listed under: LED Projects, PWM Projects

226.





Breadboard and LEDs (lesson 3) Introduction You've started modifying sketches, and played a bit with the onboard LED (or if you have an NG, an LED you added). The next step is to start adding onto the hardware component of the Arduino. We will do this by adding a solderless breadboard..... Listed under: LED Projects


227.





The Talking Breathalyzer using an Arduino *** Additional info at <http://droidalyzer.com/talkingbreathalyzer/index.html> *** A customizable Breathalyzer that talks and tells you how much you've had to drink. It's also open source and can easily be modified with your own text on the LCD screen and audio MP3 files. When tethered to a PC with..... Listed under: Medical – Health based Projects, Projects


228.  FaceBooth – One button to facebook photobooth I wanted to make a photobooth for a Christmas party. I wanted it to be simple to operate and only be one click easy so that even a guest who was chemically uncoordinated could even operate it.I wanted a solution that would take a photo..... Listed under: Internet – Ethernet – LAN Projects, Video – Camera – Imaging Projects

229.  Arduino-controlled, Aluminum Archangel Costume Wings I have always loved the Marvel character Archangel. When my brother, (Shameless plug alert) budding comic book artist David Fernandez, showed me pics of a cosplay convention he went to I thought "wouldn't it be awesome if someone made life-size archangel wings?". The idea sank into the..... Listed under: Game – Entertainment Projects, Projects

230.  Arduino Breathalyzer What is a breathalyzer you may ask? It is a device for estimating blood alcohol content (BAC) from a breath sample.In simple terms it is a device to test weather a person is drunk or not. As the title suggests it runs on the arduino.Our breathalyzer..... Listed under: Medical – Health based Projects


231.  Add a real-time clock to the Freetronics TwentyTen using Arduino Let's add a DS1307 real-time clock to our Freetronics Arduino-compatible board. Updated 18/03/2013 Now and again I find myself making another kind of clock or timing device using the Arduino system, and each one has been making use of the Maxim DS1307 real-time clock IC. However..... Listed under: Clock – Timer Projects, Projects


232.  Arduino Masterclass Part 1: Make your own hardware The world is going nuts over the Raspberry Pi single-board computer (SBC) for being a whole system under \$50. In reality though the Pi isn't actually the cheapest computing device available. If you want really cheap how does \$13.50 sound for a mini computer that..... Listed under: Development Board – Kits Projects


233.  Turn a pencil drawing into a capacitive sensor for Arduino Did you know? You can make pencil drawings reactive to touch for use with your projects! It's really easy, and gives you a lot of flexibility in making interfaces for whatever microcontroller project you're making. I put this together as part of my UnoJoy project,..... Listed under: Sensor – Transducer – Detector Projects


234. The Arduino Synthesizer The Arduino is able to output sound through a library that has been developed called the Tone Library. By creating an interface and a program that can call certain values to be output to an audio out, the Arduino Synthesizer is a robust tool for..... Listed under: Sound – Audio Projects

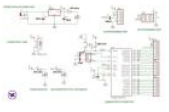



235.  Arduino Breathalyzer: Calibrating the MQ-3 Alcohol Sensor The MQ-3 is an alcohol gas sensor that is available for about \$5 from Sparkfun, Seeed Studio, and others. It's easy to use and has sparked the imagination of anyone who has dreamed of building their own breathalyzer device for measuring the amount of alcohol..... Listed under: Sensor – Transducer – Detector Projects


236.  SD Card Data Readable Anywhere This project started as many of mine usually do, as a honey-do. We have compiled an extensive list of our book and movie collections on our computer at home, but my wife wanted to be able to scan the list from the video store (yes,..... Listed under: Memory – Storage Projects


237.  Arduino Powered Binary Clock This instructable will help you to build an Arduino Binary Clock. The original idea for this instructable was designed by Daniel Andrade. My instructable uses surface mount components, but can easily be adapted to through-hole components if you wish. You can follow my other Instructable..... Listed under: Clock – Timer Projects, Projects


238.  PCB Quadrotor (Brushless) Quadrotors are the new Segways: a mesmerizing, somewhat magical, self-stabilizing platform that every tech person wants to have. You can't ride a quadrotor (well, maybe you can), but they do fly, and you can build one yourself from scratch! I helped with a previous quadrotor..... Listed under: Robotics – Automation Projects

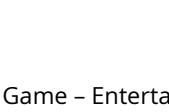
239.  Build Your Own Arduino Board Need more Arduino board? Do not spend more money for another one. Why not try to build your own DIY Arduino board? It is easy and simple. DIY Arduino Step 1 Get an Atmega328-PU or Atmega328P-PU (with bootloader inside). atmega328p A brief introduction on the..... Listed under: Development Board – Kits Projects

240.  Electronic Instrument This electronic instrument allows you to sequence and loop audio and MIDI data. Most of the time I use it to sequence drum samples so I can play around with different beats and rhythms. The really great thing about this instrument is that it is..... Listed under: How To – DIY – Projects

241.  ANDROID+ARDUINOADK+RGB led this is a project which makes an android app, then configure it to use it with android debug bridge or android accessory development kit. for making the android app we use android mode of processing. For hardware, i always choose arduino. here i have a..... Listed under: Arduino Android, Internet – Ethernet – LAN Projects, Projects

242.  Arduino Uno – Programming With A Serial Port I'm working on an Arduino clone. The Arduino is essentially an ATMEGA328P development board with a bootloader pre-loaded. There are a lot of custom macros built into the programming interface that make it really easy to use, and even easy to build some powerful applications. Listed under: Arduino Programmer Projects


243.  Arduino from Scratch Digital Thermometer I have loved making projects with Arduinos, but at \$30 a piece your projects can get expensive. So I want to show you how you can make your own Arduino from scratch and save money doing it. Make your own Arduino for around \$8. For..... Listed under: Projects, Temperature Measurement Projects

244.  BrainTap: the interactive arthritis and memory exercise game I built this project at uni as a 3rd year project (with a couple of classmates) at the University of Technology, Sydney.It is aimed at Baby Boomers and targets a skill and level based memory and fine motor skills exercise game. The form is..... Listed under: Game – Entertainment Projects







245.



LeoStick Getting Started Guide The Freetronics LeoStick is a handy break-out board for the ATmega32U4 microcontroller. The board has a convenient USB stick format, and is based on the pinout and connections of the Arduino Leonardo reference design for compatibility with the Arduino IDE. Before you plug in your LeoStick..... Listed under: How To – DIY – Projects
246.




Arduino Wall Lamp So, I have always wanted a nice lamp by the side of my bed, Something simple with out any buttons. Of course this would mean it had to be wireless.I also wanted to use it from my bed but not getting out of my bed to turn it off..... Listed under: Home Automation Projects, LED Projects
247.




Sensor Less 3d Printed Robot Tyree (he wears a tie and he has tires) actually smiles after he bumps into something (see video). Using an Arduino motor shield, he detects obstacles using the "more current into the motor means something is in the way" principle. Tyree started out as a..... Listed under: Robotics – Automation Projects, Sensor – Transducer – Detector Projects
248.


Building an 8x8x8 LED Cube – The Driving Circuit In this article we are going to take a detailed look at how to build the driving circuit for the 8x8x8 LED cube. In other words we are going to design and analyze the circuit which translates the signals coming from the Arduino to appropriate..... Listed under: LED Projects
249.




ArduSensor Fun Pack ArduSensors are open source plug-in-play sensors for Arduino. These were originally made for beginners to get started with Arduino, a very cool electronics prototyping platform, but anyone can use them. I still play around with them all of the time, and I bet a ton..... Listed under: Sensor – Transducer – Detector Projects
250.




TiDiGino, the Arduino-based GSM remote control Using an ATmega 2560 and therefore the heart of Arduino, we have developed a universal remote control with GSM. This allows to control 2IN/2OUT, DTMF key, gate control and GSM thermostat activated remotely. We have already presented several remote control with different functions. But now..... Listed under: Phone Projects, Radio Projects
251.



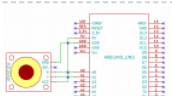
UltraSonic Arduino Video instructions How To – Parking your car with an Arduino How To - Parking your car with an Arduino Code: // Back up Helper, by Kevin Darrah v4 #include <SoftwareSerial.h>// to read the data from the range finder on any digital pin SoftwareSerial sonar(5, 6); // RX, TX //we're only using the RX pin (5),..... Listed under: Car Projects, Projects
252.




Hack Your Hasbro R2D2 With an IOIO Microcontroller My wife bought me a Hasbro Interactive R2D2 Astromech Droid for my birthday a few years ago after I said how much fun it would be to hack it and I've finally managed to get inside and start playing!Although the built-in voice control functions are..... Listed under: Robotics – Automation Projects
253.




Clock One – Digital plus Analog Clock An Arduino For some strange reason I have a fascination with various types of electronic clocks (which explains this article). Therefore this project will be the start of an irregular series of clock projects whose goal will be easy to follow and produce interesting results. Our “Clock..... Listed under: Clock – Timer Projects, Projects
254.




Ardu-Bot-Tom – RF Link Controlled Robot [box color="#985D00" bg="#FFF8CB" font="verdana" fontsize="14 " radius="20 " border="#985D12" float="right" head="Major Components in Project" headbg="#FFEB70" headcolor="#985D00"] Ardu-Bot-Tom List of Materials Controller Parts: 1x - Arduino Uno 1x - 9V Battery 1x - 433Mhz TX Module 1x - SparkFun Joystick Robot Parts: 1x - Arduino Uno..... Listed under: Robotics – Automation Projects
255.




Multiplexing with Arduino and the 74HC595 The 74HC595 is an easy and inexpensive (at about 60 cents apiece) way to increase the number of digital out pins on your Arduino. In this tutorial I'll show you how to drive up to 16 LEDs with one 74HC595 using a technique called multiplexing..... Listed under: Interfacing(USB – RS232 – I2c -ISP) Projects
256.




Arduino punk console This is my first build using an arduino microcontroller. I wanted to create a simple tone output device along the lines of the 555-based Atari punk console, but using solely the mcu as the tone generator. Unfortunately, that was just too simple a task with a microcontroller to..... Listed under: Projects, Sound – Audio Projects
257.



Perduino: Build Your Own Arduino Microcontroller This how-to takes you through all the steps of making your own arduino on a perfboard or perduino! Arduino microcontrollers are great for learning about physical computing and are very useful for rapid prototyping. Arduino's simple programming language makes it a favorite of hobbyists and..... Listed under: Development Board – Kits Projects, How To – DIY – Projects, Projects
258.



Arduino LED Flasher Circuit In this project, we will go over how to build an arduino LED flasher circuit. We will use a standard arduino board, doesn't matter which, and connect it so that it flashes an LED a certain amounts of times on and off repeatedly to create..... Listed under: LED Projects
259.



Touche for Arduino: Advanced touch sensing Update: New interface - look at the last step. Credits: Arduino sensing done by DZL, Processing sketch and Instructable done by Mads Hobye. Disney Research lab designed a novel way to detect touch. You can see a video of their demo here: I had the honor to meet..... Listed under: Sensor – Transducer – Detector Projects
260.

Clock Three – A pillow clock using Arduino Time for another instalment in my irregular series of irregular clock projects. In contrast with the minimalism of Clock Two, in this article we describe how to build a different type of clock – using the “lilypad” style of Arduino-compatible board and components designed for use in e-textiles..... Listed under:






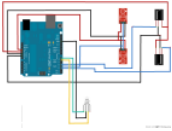
Clock – Timer Projects, Home Automation Projects, Projects



261. Get Into the Kit Business: How to Build and Sell Your Own Arduino Shields The DIY industry is booming, despite the desperate blackmailing of society by finance capitalists. Companies like Adafruit and Makerbot are grossing well over a million dollars a year, and Evil Mad Science Laboratories just recently dedicated themselves to running a full-time kit business. Making kits..... Listed under: Development Board – Kits Projects



262. Arduino Internet Controlled Desk Lamp Step 1: What You'll need A linux web-server with PHP, an arduino, a relay and some other components. Step 2: Upload your code to the arduino Upload the following code to your arduino: void setup(){ Serial.begin(9600); } void loop() { if (Serial.available() > 0) { char inByte =..... Listed under: Home Automation Project Ideas



263. Arduino IR Transmitter & Receiver w/ LEDs Flickering Issue I have an Arduino Uno connected to two IR transmitters and respective receivers. Basically, when one of the receivers detects a beam break, I have a strand of LEDs display a pattern. This all works in principle, but the problem is that when the IR..... Listed under: LED Projects, Radio Projects



264. Intro to Model Airplane Autopilot I am twenty years old. I picked up my arduino for the first time this Christmas, and I've been keeping busy on my arduino applications so that I can bring you this instructable. I hope that it helps!!! The purpose of this project was to..... Listed under: Car Projects, Game – Entertainment Projects



265. Making the Good Night Lamp using Arduino Last March, Alexandra Deschamps-Sonsino registered a new limited company in London, and booked a booth at CES, the consumer electronics trade show, taking place 10 months later. She had no team, and only a dated prototype product that she had designed back in 2005. "I..... Listed under: Home Automation Projects, LED Projects, Projects



266. Salvaging an LCD from a fax machine using an Arduino I acquired an old fax machine that looked like a ripe source of parts, like steppers, IR sensors, micro switches and things. As it turned out, it was. It also had a nice looking 2 x 16 character LCD. However, after taking everything apart, I..... Listed under: CNC Machines Projects, Interfacing(USB – RS232 – I2c -ISP) Projects, LCD Projects, Projects



267. Arduino hardware hacking: Part 3 In our previous two tutorials (see here and here), we created a Simon-type game using the Arduino, a hardware platform for simple, and not so simple, electronics projects. We placed three buttons and three LEDs on to something called a breadboard, and wrote a small..... Listed under: How To – DIY – Projects




268. Arduino Solar Tracking Robot This is a simple solar tracker which automatically orients itself towards the sun or any bright source of light like the sun .If you place solar panels on this robot it can increase their productivity by 90 to 95 %. At first creating a solar..... Listed under: Robotics – Automation Projects, Solar energy projects




269. Arduino Esplora Accelerometer This sketch shows you how to read the values from the accelerometer. To see it in action, open the Arduino serial monitor on your computer and tilt the board. You'll see the accelerometer values for each axis change as you tilt the board. Circuit Only..... Listed under: Metering – Instrument Projects, Projects



270. Arduino hardware hacking: Part 2 In part 1 of our Arduino tutorial seres we covered the basics of how the Arduino works, and we're going to use that knowledge in a hands-on project and see how this open-source hardware programming environment works when we're actually trying to get something done..... Listed under: How To – DIY – Projects



271. The Revenge of the Yellow Drum Machine (Arduino) I was inspired by Frits Lyneborg's Yellow Drum Machine. Watching the videos, it has such personality! I have also been thinking recently about sound and robotics. I did some research looking for a version of the robot that used the Arduino as a brain, but..... Listed under: Sound – Audio Projects



272. Theremin with Zapper,laser,Arduino I created this Theremin like device after seeing this article in Make magazine: <http://m-cdn.dashdigital.com/make/vol15/pg=69#pg67> While this looked pretty straight forward it turned out to be a bit much for me at the time. But after much effort, I got it to work pretty good. I..... Listed under: Other Projects, Projects



273. Arduino hardware hacking: Part 1 Arduino is cool. It's cool because it's a tiny device - about three inches by two inches - that comes with a USB port and a programmable chip. It's cool because you can program it using a very simple programming language known as Wiring. But..... Listed under: How To – DIY – Projects




274. Fluid In.Flux_3D Wax Printing In Water Fluid In.Flux is a 3D printing experimental machine which prints wax in water. The Machine was a semester-wide exploration as part of the Advanced Architecture Studio called "Creative Architecture Machines" by Professor Jason Kelly Johnsonand Michael Shiloh at the California College of the Arts, in San Francisco..... Listed under: CNC Machines Projects




275. RC Rocket Launch System This instructable will show you how to make an RC launch system for your Estes rocket, which can be operated with a TV remote. What it does is it allows you to press the center button on your TV remote, and it'll automatically launch your..... Listed under: How To – DIY – Projects




- 


276.

Controlling your trains with an Arduino A quick introduction to the Arduino Arduino is an open-source electronics prototyping platform based on flexible, easy-to-use hardware and software. It's intended for artists, designers, hobbyists, and anyone interested in creating interactive objects or environments. Arduino can sense the environment by receiving input from a..... Listed under: How To – DIY – Projects
- 


277.

Throwduino Basic – Light-Sensing Flashing Throwie Throwies are great. They have a minimal parts count - 2 or 3 depending on whether you use a magnet - and produce a great effect. They are very cheap and easy but not highly efficient: 1) They are on all the time, so on..... Listed under: LED Projects, Sensor – Transducer – Detector Projects
- 

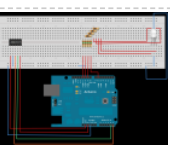
278.

Arduino Online Thermometer Project I have been researching a project which will help me with my understanding of electronics, networking, and programming. I decided to build an online thermometer which could be used in applications that need temperature monitoring. I currently work in a lab environment where I test, troubleshoot,..... Listed under: Medical – Health based Projects, Temperature Measurement Projects
- 


279.

Pachube Client using Arduino This example shows you how to answer a HTTP request using an Ethernet shield. Specifically, it connects to pachube.com, a free datalogging site. The example requires that you set up a pachube.com account, as well as a pachube feed (for more information on setting up..... Listed under: Ideas, Internet – Ethernet – LAN Project Ideas
- 


280.

Graphing values in Arduino Sometimes when you're testing a sensor or debugging a value in an Arduino project, you want to see something other than numbers flying by in the Serial Monitor. However, you want to get the sensor working quickly, and you don't want to take the time..... Listed under: Interfacing(USB – RS232 – I2c -ISP) Projects
- 


281.

RGB Color Sensor on Arduino The next board I want to show you is the ADJD-S371 Color Light Sensor Evaluation Board from sparkfun. It emits light and analyses the reflected color spectrum. The board can be controlled via I2C. The sleep and xclk pins were not used in this example..... Listed under: Sensor – Transducer – Detector Projects
- 


282.

Paperduino 2.0 with Circuit Scribe – Paper Arduino What if making an Arduino, or wiring up an Arduino was as easy as printing one out? In this tutorial we printed our own Arduino Pro Mini board using a pen plotter and the Electroninks Circuit Scribe (a rollerball pen with highly conductive ink). Within..... Listed under: LED Projects
- 


283.

Daft Punk LED Matrix Breakout Board I was always impressed by the Daft Punk Coffee Table. Being able to light up a bunch of LEDs and flash them in patterns has so many applications. It was one of the reasons why I bought an Arduino seeing how it could control a..... Listed under: LED Projects
- 


284.

LEARN! ARDUINO – A HANDS-ON APPROACH INTRODUCTION This manual will show you how to use each of the components in the kit, and give you software Sketch examples for each one. Then you can combine some components to make examples of Automatic Systems such as a lighting controller. You're probably..... Listed under: How To – DIY – Projects
- 


285.

Alarm Clock Overkill I don't get up at the same time every day, so I thought it'd be nice to have an alarm clock that would drag me out of bed at different times on different days. That was the initial idea: things got out of hand, of..... Listed under: Clock – Timer Projects
- 


286.

The Clamshell Stompbox This is a DIY variable resistor I created as an interface for live performance-- like astomp box. I designed it as a project my audio students could build with materials we already have in the classroom. The result is a variable resistor that can be..... Listed under: LED Projects
- 


287.

Arduino and CueCat barcode scanner I've had a cuecat barcode scanner sitting around for over 10 years. Basically it connects to a PS2 port (apparently there is a USB version) like a keyboard and spits out a barcode when scanned. Nice!. The annoying thing is that it is "encrypted". What..... Listed under: Sensor – Transducer – Detector Projects
- 


288.

Domotic arduino In this introduction I will show you a overview of this project whit Arduino Uno. The purpose of this instructable is move a electric roller shutter by Arduino Uno. The prototype that I made is my first electronic project with Arduino and I hope this..... Listed under: Development Board – Kits Projects, Projects
- 


289.

Cylon Pumpkin This has been done before. There are several good ways to do it: most use either a 555 timer chip and decimal counter chip, or an Arduino. Stefan and I used an Arduino (Boarduino, technically) which limited our scanner to 14 LEDs. No problem ---..... Listed under: Game – Entertainment Projects
- 


290.

Build Your Own Programmable LED Matrix QR codes are addicting. Smartphones are smart enough to read them from virtually any angle or orientation. But imagine taking it a step further. I had dreams of a digital LED array that I could program with QR codes, and I wanted it really big!..... Listed under: LED Projects
- 

291.

Botanicalls Clone using an Arduino During the past spring a good friend of mine bought me my first house plant, a Lady Palm, and I've found myself rather invested in keeping it alive. To that end I wanted to monitor the plant's environment so I could ensure that its needs..... Listed under: How To – DIY – Projects, Projects
- 


292.


Arduino-Controlled Physics Lab Fan-Cart A "fan cart" is a roughly constant-force device used in introductory physics labs. It consists of a fan (usually a model airplane propeller on a brushed DC motor) mounted on top of a low-friction cart. Students use it to pretend they're learning something about force,..... Listed under: Interfacing(USB – RS232 – I2c -ISP) Project Ideas
- 


293.


Arduino DDNS (Dynamic DNS) by Open-Electronics.org This device captures the IP address of your network and it publish on site DynDNS.com. All without PC. It allow a remote access to your LAN even if the IP address of the connections changes. For logistics reasons the provider can not assign a IP..... Listed under: Internet – Ethernet – LAN Projects, Projects





294.  Visualize data from sensors using Arduino + coolterm Once you're getting some values from sensors, for example using Arduino, (see my previous instructable), sometimes it's nice to see the sensor data in a graph. Here's how in only a few steps! I made this particular Instructables using a sonar sensor (XL Max Sonar..... Listed under: Sensor – Transducer – Detector Projects


295.  USB Game Pad With Tilt-accelerometer Mouse using an Arduino Make a game pad with an accelerometer inside! This project tutorial will show you how you can convert a console game pad into a USB keyboard mouse for playing games on your PC. The USB game pad can be used with nearly any software, such..... Listed under: Game – Entertainment Projects, Interfacing(USB – RS232 – I2c -ISP) Projects, Metering – Instrument Projects, Projects


296.  Improved Fan Card In an earlier post I described an Arduino-controlled fan card. The driver I used was an L293D quad half-H chip, because I had one handy and was out of simpler parts at the time. It's always bugged me that I was just controlling speed on..... Listed under: Interfacing(USB – RS232 – I2c -ISP) Project Ideas


297.  Singing plant. Make your plant sing with Arduino, touche and a gameduino This project is a part of experiments done while doing an artist in residence at Instructables. You can see the other projects here. Making a plant sing has been a trick since the Theremin was invented. Here I am going to teach you how to do..... Listed under: Game – Entertainment Projects, Home Automation Projects, Projects, Sound – Audio Projects


298.  BaW-Bot Part 2: Build the motor-controller & body This is the second part of our BaW-Bot (Bells-and-Whistles Bot) build – 5 separate instructables that look into different Arduino-related technologies, combining to create a Bot with all the bells-and-whistles. Part 1: Build an Arduino on a Board Part 2: Build the motor-controller & body..... Listed under: Motor Projects, Robotics – Automation Projects


299.  Remote key-switch operation One of my colleagues, Dr. Shane Mayor, has built a very nice LIDAR system for atmospheric research. It's located at a remote site, at the end of a dirt road, and everything about the system can be controlled remotely except the main pump laser power..... Listed under: Radio Projects


300.  Connecting a 12V relay to Arduino To connect a 12V relay to the Arduino you need the following things: - 1 Arduino - 1 diode for example 1N4007 - 1 NPN transistor for example 2N2222 (in the US) or BC548 (in Europe) - 1 relay for example one with coil voltage..... Listed under: Interfacing(USB – RS232 – I2c -ISP) Projects, Projects


301.  Arduino Flash Controller for Photography Being a broke amateur photographer isn't easy. Film, chemicals and paper aren't cheap and a budget for some studio lights is non existant. So, I decided to, with the help of my trusty arduino, create my own sync controller to use with disposable camera flash circuits. By using a..... Listed under: Video – Camera – Imaging Projects


302.  Super Secret Lock Box w/ Capacitive Touch Hey everyone, I wanted to share a project I just finished up. I built a super secret locking box for my girlfriends little brother. He has a knack for creative lego building so I thought it would be a good idea to open him up..... Listed under: Security – Safety Projects, Sensor – Transducer – Detector Projects


303.  Driving multiple Sparkfun 7-segment displays with an Arduino I'm currently helping a couple of engineering students finish a senior project that didn't get finished last year. Long story... Anyway, it's a bicycle brake tester being built for Paul Components. The mechanical design is great, but they had trouble with the electronics. Part of..... Listed under: Interfacing(USB – RS232 – I2c -ISP) Projects


304.  Aquameterduino: Water meter plus Arduino After a bad water damage (our cellar basically filled up whilst we were away for several days), I decided to monitor our water usage for anomalies. Enters Arduino... The idea of this project is to use an arduino to count every drop of water that..... Listed under: Metering – Instrument Projects

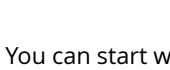
305.  Wrap Beats – Capsense Arduino Instrument Wrap Beats is an instrument that lets you string together notes in order to create different melodies and visual patterns. I constructed it using the Capacitive sensing library for Arduino and combining that with the music abilities of processing to create a dynamic instrument that..... Listed under: Sound – Audio Projects

306.  Arduino datalogging accelerometer with μ-SD storage Thanks to Will Greiman's Fat16 library for the Arduino, I finally got a useful version of this datalogger working! Here's the schematic: And here's the code. The code is highly configurable: it can save raw A/D values or converted values, it allows software-defined gain, it..... Listed under: Interfacing(USB – RS232 – I2c -ISP) Project Ideas, Memory – Storage Project Ideas, Metering – Instrument Project Ideas

307.  Arduino PCR (thermal cycler) for under \$85 This tutorial will show you how to make a thermal cycler from scratch for about \$85. In short, PCR (polymerase chain reaction) amplifies bits of DNA, creating millions of copies of a target sequence. You can use it to test a DNA sample for a..... Listed under: How To – DIY – Projects


308.  ISP Clip for ATtiny44/84 (or others!) I got my start in microcontrollers with the Arduino, as many of us outside of electrical engineering did. (And still do!) The ease of programming that little board makes it a great gateway... and like any gateway, sometimes you go through. Most of my projects..... Listed under: Development Board – Kits Projects, Interfacing(USB – RS232 – I2c -ISP) Projects

309.  RFI-DJ: MP3 Playing RFID Thing The RFI-DJ is a USB device for playing MP3 files from your computer. You have a set of RFID cards, each one with a song name written on it. You choose a card and place it on the RFI-DJ, and your computer will play that..... Listed under: RFID - NFC projects, Sound – Audio Projects

310.  RGB LED Color Selector One Challenge with working with RGB LEDs is getting the right Red, Green and Blue values to match a color you are trying to display. You can start with web colors, and then sometimes need to adjust them since the LEDs don't look quite the..... Listed under: LED Projects






311.  Radioactive isotope decay simulation My students need to learn LabVIEW —I know, it's proprietary software, and expensive, but until a viable open-source equivalent comes along we're stuck with it— and one of the exercises I have them do is to make a program to analyze radioactive decay. This gives..... Listed under: Radio Projects



312. Mood Lamp with Arduino Hi! In this tutorial you will learn to make a mood lamp with arduino. I know that you may have seen a lot of mood lamp projects with arduino, but I wasn't very satisfied with them because they all change the color very abruptly. So,..... Listed under: Home Automation Projects




313. Self-Contained 7x7x7 LED Cube using Arduino LED cubes are true 3D displays that work by lighting up points in a 3D lattice of LEDs. On the 3D display you can produce some truly mesmerizing animations. This Instructable will walk you through creating an LED cube for yourself that is completely self-contained and powered..... Listed under: LED Projects, Projects



314. Using a quadrature encoder (rotary switch) with Arduino I've found several sites and posts explaining how to use a quadrature encoder with an Arduino, but wasn't completely satisfied with any of the methods used. Perhaps part of the problem is with the encoder I'm using: it's part #COM-09117 at Sparkfun.com. This encoder has..... Listed under: Arduino Programmer Projects




315. Use xbees (series 2) to control a motor Using two xbees, an arduino, an xbee explorer, and an h-bridge, wirelessly control a DC motor to spin in both directions (last video). Note: I used the xbee I linked to, but for a one to one communication, rather than a network of wireless devices,..... Listed under: Motor Projects



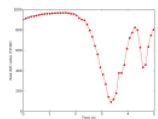
316. Simple Datalogger Here's a simple Arduino-based datalogger I'm currently developing: This test-of-concept model is based on the Arduino Pro Mini (ATMega168). It runs on a 1.5-V battery, using a voltage up-converter from Sparkfun.com. For a sensor, it's using a 3-axis accelerometer on a breakout board, also from..... Listed under: Development Board – Kits Projects




317. BaW-Bot Part 3: Adding Sight and Touch to the Bot This is the third part of our BaW-Bot (Bells-and-Whistles Bot) build – 5 separate instructables that look into different Arduino-related technologies, combining to create a Bot with all the bells-and-whistles. Part 1: Build an Arduino on a Board Part 2: Build the motor-controller & body..... Listed under: Robotics – Automation Projects



318. Building an Breathalyzer with MQ-3 and Arduino During the First Meeting of Electronic Arts in Florianópolis, we built a Breathalyzer using the Alcohol Gas Sensor MQ-3 at Arduino Board to use in the last day of the meeting, in which we gave a party. You can see a quick video two..... Listed under: Medical – Health based Projects, Projects, Sound – Audio Projects



319. Simple Arduino data-collection At this year's "Arduinos in the Physics Lab" workshop at the AAPT meeting, one of the participants asked for a simple way of using the Arduino as a tethered A/D converter for data collection direct to a computer. This is my quick & dirty demonstration..... Listed under: Metering – Instrument Projects



320. Energino: an Arduino-based energy consumption monitoring shield Energino is a plug-load meter that measures the amount of power consumed by whatever DC electrical appliance is plugged into its. It was originally designed to monitor the energy consumption of simple networking devices such as Ethernet switches and WiFi access points, but it can..... Listed under: Metering – Instrument Projects



321. More Humane Moisture sensor Recently I got a project from Titan industries, who were in search of something as an interactive plant pot which could bridge this gap of emotional communication, in mins this reminded me of brilliant projects done by people where the plant could could tweet and..... Listed under: Sensor – Transducer – Detector Projects



322. Arduino-based event counter I teach Modern Physics here at CSUC, and we occasionally use isotopes with half-lives of a year or less (such as Zinc-65 and Cadmium-109) for energy-calibration sources for a gamma-spectroscopy lab. I thought it might be fun to try measuring the activity of one of..... Listed under: Calculator Projects



323. Lithium Battery Solar USB – iPhone – Arduino Charger One of the most fun and useful projects on instructables is to create your very own solar USB/ iPhone charger. They're not overly difficult to make, nor are the parts overly expensive or hard to find. For the most part they do a rather good..... Listed under: Battery Projects, Interfacing(USB – RS232 – I2c -ISP) Projects, Phone Projects



324. ATtiny85/45/25 LED dice If you have looked at my 5 LED ATtiny85 POV display, we programmed the ATtiny with the Arduino. (If you haven't seen it, click here) We will be doing the same thing for this LED Dice project. The total parts cost for this project is..... Listed under: Interfacing(USB – RS232 – I2c -ISP) Projects, LED Projects



325. Morse-code trainer My kids are learning Morse code this summer, so I threw together this little circuit to help them learn. And to make it more fun... It uses an ATtiny85 (\$2.26 at digikey.com) to drive a piezo beeper (≈ \$3.50 at Radio Shack.) The ATtiny85 takes..... Listed under: Arduino Programmer Projects


326. Light Painters Palette aka Light Box Today I'm going to show you how I made my "light painters palette" aka light box. If your into electronics and photography than this is probably something you are going to like. Supplies: -Arduino (I'm using a arduino pro mini which requires a ftdi basic to program,..... Listed under: LED Projects, Video – Camera






– Imaging Projects


327.



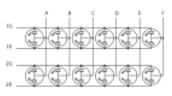
How To Make an Obstacle Avoiding Arduino Robot Hello all! In this Instructable I'll be showing you how to make a robot similar to the "Mobile Arduino Experimental Platform" (MAEP) that I made. It is equipped with two motors that can steer the robot and the ability to see obstacles in front of..... Listed under: Robotics – Automation Projects
328.




"Ayrduino" Single-Sided Arduino Clone I'm teaching "Electronics for Scientists" this semester, and I wanted to allow each student to have their own Arduino to play with for microcontroller lab exercises and possibly use for their final projects. The Arduino is not very expensive at roughly \$30 per, but they..... Listed under: Development Board – Kits Projects
329.




Fijibot Fijibot is an autonomous, self-charging photovore. I built him using a 1.5 liter Fiji Water bottle, an Arduino Uno, 6v solar panel (plus various other parts) from Radio Shack, an Arduino Proto Shield (plus various other parts) from Adafruit, and the wheels and steering arrangement..... Listed under: Robotics – Automation Projects
330.




Network-status indicator I run a NFS/NIS network under a combination of OS's for the upper-division physics lab here at CSUC, and one source of irritation is when one machine goes down and nobody lets me know until suddenly that machine is absolutely necessary NOW! So I figured..... Listed under: Internet – Ethernet – LAN Projects
331.




4x4x4 LED Cube Arduino After seeing all the different instructables for Led cubes i was still left with a lot of unanswered questions. So after reading everything i could find this is what i got. I decided to make the instructable after building it...so ill try to recreate the process the best..... Listed under: LED Projects
332.




Quantitative Two-Dimensional Temperature Measurements Lab Experiments involving the Heat Equation are usually one-dimensional exercises involving a copper pipe and a half-dozen thermocouples. But with DS18B20 "One-Wire" thermometer chips and an Arduino, it's possible to measure hundreds of temperature values simultaneously. Here's what my students Daniel Lund and Lawrence Lechuga..... Listed under: Temperature Measurement Projects
333.




Arduino ATtiny2313 Programming Shield Today, I made a small 3x3x3 LED cube with an ATtiny2313 that I had from about 2 weeks ago. Whenever I had to reprogram the LED cube when I thought of more awesome patterns, I had to get out my breadboard and then wire up..... Listed under: Arduino Programmer Projects, Development Board – Kits Projects, Projects
334.




Full Binary Clock I was wandering the internet looking for a good arduino tutorial on how to build a binary clock with seconds, but I could not find one. So now I am writing this for you to have a binary clock with seconds, minutes, and hours. What..... Listed under: Clock – Timer Projects
335.




Universal clock suitable for visually impaired using Arduino I was googling around looking for some sort of device I could make using arduino and stumbled upon eshop with devices for visually impaired. What really shocked me was the price. I mean-I do realize that such sorts of devices are not really mainstream, but..... Listed under: Clock – Timer Projects, Projects
336.




Arduino Robot Arm – LarryArm v0.1 I have constructed a basic Arduino robot arm using 3 servos that cost me £15 in total plus a couple of hours in time to build and it's very simple that I think anyone can replicate and build this. I already had the Arduino Duemilanove..... Listed under: Robotics – Automation Projects
337.




Cwik Clock v1.0 – An Arduino Binary Clock Overview This is a guide to building an Arduino-powered clock that uses LEDs to display a 24-hour clock (hours and minutes) as binary digits, an analog meter to display the seconds, a switch to toggle between time-display and time-setting mode, and 2 knobs for setting..... Listed under: Clock – Timer Projects
338.




Arduino: Controlling the Robot Arm So the arm is wired into Arduino as per the previous post, Arduino: Modifying a Robot Arm and hopefully this has worked. In this next part I alter the Arduino sketch slightly and write the first Processing sketch to test control of the arm –..... Listed under: Robotics – Automation Projects
339.



Clusterbot What is Clusterbot? He is a small, affordable, autonomous Arduino-powered robot. He can move, see, avoid obstacles, and makes a melodic chirping sound sometimes. Clusterbot was my first Arduino project, and I think he makes a great project for a beginner. While building Clusterbot you..... Listed under: Robotics – Automation Projects
340.



4 Servo drive CellBot which can be remotely controlled using Arduino I started with an idea of what I wanted to do from the beginning but one attempt after another I finally got to where I am now. This robot can be remotely controlled from anywhere in the world and driven around the house. I can..... Listed under: Motor Projects, Projects, Robotics – Automation Projects
341.




Using Processing to Send Values using the Serial Port to Arduino In this write-up, I'll show how to create a value in Processing and then send this value over the serial port to the Arduino. In the example I'm setting values of LEDs making them brighter or dimmed but this example can be extended to control..... Listed under: Arduino Programmer Projects
342.

Over the Counter Kitchen Radio using Arduino This project used the Si470x FM radio receiver and an ardurino to make an over the counter kitchen radio. These parts had been purchased for a different build that unfortunately met a premature end. The concept for this project is simple. Play my favorite news..... Listed under: Home Automation Projects, Projects, Radio Projects






343.  SPEAKR Nature has a way of speaking to us in a way that soothes and revitalizes. Sounds of the wind in various places create low volume tones that we barely hear. They have a certain beauty and randomness to them that are unique to nature. We've..... Listed under: Game – Entertainment Projects



344. Box Scurity Package using Arduino If you touch the package, it will scream and run away--changing its course when it strikes an obstacle. When you lift the gift tag, light strikes a photocell and operation commences. Motors and a sound module are controlled by an Arduino (and Arduino Motor Shield)..... Listed under: Projects, Security – Safety Projects

345. Arduino + Processing – 3D Sensor Data Visualisation So following on from my previous posts about visualising sensor data in Processing, I'm now looking at drawing 3D representations of the data recorded from the Sharp IR sensor – although can be any kind of range finder. I started by rigging 2 servos, one..... Listed under: Sensor – Transducer – Detector Projects




346.  LED Cylinder using Arduino This is a little art project I made with 95 RGB LEDs arranged in a 3D cylinder shape, sitting atop a microcontroller-based driver circuit. The LEDs are individually addressable, and when you power it on, the software cycles through a series of animations, e.g. various..... Listed under: Game – Entertainment Projects, Home Automation Projects, LED Projects, Projects



347. Electrically Insulated Altoids Tin Ah yes, it's time for another Instructable involving an Altoids tin... But this time it's not about what's inside the Altoids tin, it's about the Altoids tin itself. In all its greatness, the Altoids tin we all know and love has one rather major flaw..... Listed under: Development Board – Kits Projects




348. How To Interface a CDV 700 Geiger Counter to a PC Using an Arduino Video instrucitons How To Interface a CDV 700 Geiger Counter to a PC Using an Arduino (Part 1) The second part of our video series of our project to interface to a CDV-700 radiation meter using an Arduino Uno! How To Interface a CDV 700 Geiger Counter..... Listed under: Calculator Projects, Interfacing(USB – RS232 – I2c -ISP) Projects, Projects



349. Arduino + Processing – Make a Radar Screen – Part 3: Visualising the Data from Sharp Infrared Range Finder So I had some luck with getting the Sharp Infrared range finder working and I've now plugged this on to my servo rig to see if I get better results on my radar styled display. Check out how to use the Sharp IR range finder..... Listed under: LCD Projects, Metering – Instrument Projects



350. Using the Sparkfun Motor Driver 1A Dual TB6612FNG using Arduino As a beginner myself, I struggled to find a one-stop set of instructions to get up and running with Sparkfun's Motor Driver 1A Dual TB6612FNG. This motor driver breakout board is exceptional value, is beautifully small, but does need a little more effort to get..... Listed under: Motor Projects, Projects



351. Motion Controlled Robotic Arm This instructable is not complete, I will post code soon The Arm: This instructable shows the process of building a robotic arm using servos, Arduino microprocessor, a gyroscope and multiple bend sensors. The user wears a glove containing the gyroscope and bend sensors which translate..... Listed under: Robotics – Automation Projects



352. Arduino traffic lights I made this project on the same night that my Arduino Duemilanove arrived from Cool Components. After being an Instructables member for about a year I though it was time I should contribute. There is another Arduino traffic light project similar to this, but it..... Listed under: Car Projects, LED Projects, Projects



353. Arduino – Using a Sharp IR Sensor for Distance Calculation Well, looks like my sonar sensor (SRF05) is a just a tad inaccurate for precise measurement as I found from my radar screen I made (Arduino Radar Sscreen). So I've got hold of a Sharp GP2Y0A02 series infrared distance sensor. It'll detect and measure anything..... Listed under: Sensor – Transducer – Detector Project Ideas



354. Controlling a clock with an Arduino Update: The Arduino system is fine; the only thing you have to take into consideration is the 9.54 hour rollover event, which Rob Faludi has provided an excellent solution for here. I made up a nice little over-analysis of the issue, available here. I have..... Listed under: Clock – Timer Projects, Projects



355. RGB flashing iPod dock from an old speaker Using an Apple Pro speaker, I made a flashing RGB LED iPod dock for about \$35. I recommend reading the entire 'ible before starting. Also, note that the volume is control from the iPod. It consumes minimal power in shutdown mode, and is controlled by..... Listed under: Sound – Audio Projects



356. Arduino + Processing: Make a Radar Screen to Visualise Sensor Data from SRF-05 – Part 2: Visualising the Data This is where all the work is done to read an interpret the values from the servo and the sensor. If the readings are to erratic then you won't have nice shapes. Also if you don't allow enough time to the signals to be sent..... Listed under: LCD Projects, Sensor – Transducer – Detector Projects



357. An 8-Bit Waterfall using Arduino So far my Arduino projects have all needed only a small number of output pins. In a previous post I talked about moving some of the logic off the Arduino and into other integrated circuits in order to free up pins on the Arduino. While..... Listed under: Other Projects, Projects



358.

A small blue vibration motor connected to a circuit on a breadboard, with a piece of yellow foam attached to it.

Vibration Foam Speaker Concept: Very simple, using an arduino and the play melody basic program, create a music playing speaker out of a vibration motor and a piece of flexible foam. Instead of pulsing signal to a speaker, signal is pulsed to a motor varying how fast it..... Listed under: Sound – Audio Projects
359.

A small image showing a breadboard with electronic components, likely an Arduino board.

Arduino + Processing – Make a Radar Screen to Visualise Sensor Data from SRF-05 – Part 1 First things first, we need to build our circuit. This is the easy bit! We'll be using the Arduino to control a servo that will rotate our sensor around 180 degrees. The Arduino will then send the value from the distance sensor along with the..... Listed under: LCD Projects, Sensor – Transducer – Detector Projects
360.

A small image of a toy car with red and blue lights on top, representing a police car.

Police Lights using an Arduino ****DISCLAIMER**** I do not and will not take responsibility for anyone who gets in trouble for this, by either imitating emergency personnel, or using without a permit/lisence. Updates! -I have shortened the code -Changed 16 LED's to 8 -Changed/added more flash patterns -Renamed variables As..... Listed under: Car Projects, LED Projects, Projects
361.

A small image showing a breadboard with electronic components, including a 9V battery and a small circuit.

Honey, I Shrunk The Arduino As you might be able to tell from recent posts, I've been doing quite a bit of work with an Arduino. I've now got at least one project that I'd like to make a little more permanent, rather than it just being a bunch of..... Listed under: Other Projects, Projects
362.

A small image of a tree-like structure made of wires and LEDs, with some LEDs lit up in different colors.

Color Changing LED Tree Ever wanted an LED tree? Well now you can have your LED tree and eat it too (no, wait, you probably shouldn't).. Step 1: Gather the parts You will need: 1x ATtiny85 10x male header pins Solid core wire, 2 colors A bunch of LEDs..... Listed under: Game – Entertainment Projects, Home Automation Projects, Interfacing(USB – RS232 – I2c -ISP) Projects, LED Projects
363.

A small image showing a breadboard with electronic components, likely an Arduino board.

Arduino – Basic Theremin meets Processing! My last theremin involved a small speaker. Now I've replaced the speaker with my PC, using processing to pick up the values from the SRF05 ultrasound sonar distance sensor and play different notes accordingly – which gives multiple possibilities and far better sounds. So to..... Listed under: Sound – Audio Project Ideas
364.

A small image showing a computer monitor and keyboard, with a small circuit board (Arduino) connected to the keyboard.

Brute force attack a BIOS with Arduino The goal of this experiment is to convert the Arduino board into an USB keyboard plus a VGA sniffer to crack the password of a standard BIOS using the brute force attack method. There are no advantages in using this method, in fact this can..... Listed under: Memory – Storage Projects, Projects
365.

A small image showing a breadboard with electronic components, including a small circuit and a USB cable.

Send and Receive MIDI with Arduino This instructable will show you how to use an Arduino to send and receive a variety of MIDI messages so you can start building your own MIDI controllers and instruments. First I'll talk a little bit about MIDI protocol, if you're just looking for sample..... Listed under: Sound – Audio Projects
366.

A small image showing a breadboard with electronic components, likely an Arduino board.

Arduino – A Basic Theremin Theremins are cool. Fact. You may also have heard of them as either aetherphone/ etherophone or termenvox/ thereminvox. Essentially its an electronic music instrument that plays a certain note depending on the position of your hand and its distance from an antenna. Building a very..... Listed under: Sound – Audio Projects
367.

A small image showing a Robosapien robot with a small circuit board (Arduino) attached to its back.

Tweetosapien: Hack a Robosapien With Arduino to React to Tweets A really fun project sent into us by Thomas Meghe. He's translated it all from his native French, which is a technical achievement itself. If you'd like to see the original, you can find it here. Bored of your favorite Twitter client ? No problem,..... Listed under: Internet – Ethernet – LAN Projects, Projects
368.

A small image showing a small robot (Walleye) with a small circuit board (Arduino) attached to its back.

Walleye using Arduino Walleye is an interactive light installation which engages users in temporal gestural and bodily play. It generates temporal light propagation patterns, or a large scale very low resolution pixilated image (depending on how you look at it) based on the realtime movement of visitors in..... Listed under: Other Projects, Projects
369.

A small image showing a red robot arm (Fixbot) with a small circuit board (Arduino) attached to its base.

How to build your own sugru robot – Fixbot So you saw our video and you've fallen in love with Fixbot, have you? That's okay, it's understandable. We've fallen in love with it too. We have some great news! You can build your own Fixbot too, provided that you're okay with getting your hands..... Listed under: Robotics – Automation Projects
370.

A small image showing a breadboard with electronic components, likely an Arduino board.

Arduino – Basic Persistence of Vision I think this'll be the start of a few more projects for me. I've seen some cool LED PoV stuff (Persistence of Vision) with mounting displays on bikes, so hopefully I'll get round to doing something like that. Anyway as a start I've got 5..... Listed under: LED Projects
371.

A small image showing a servo motor connected to a circuit on a breadboard.

How to make a servo leg using Arduino This instructable will show you how to create a simple servo leg that can be controlled by buttons on an arduino or via serial. Here is a video of the leg in action http://www.youtube.com/watch?v=Q8i1nrPIJvo Leg Materials: Popsicle sticks-make sure that all of them are flat..... Listed under: Motor Projects, Projects
372.

A small image showing a small circuit board (Arduino) with several components attached to it.

A Study in Non-Standard Distributed Computer Architecture using Arduino In the following tutorial, directions are given for creating a single node for the DoHas (Distributed Optical Harvard Architecture System). After constructing two of these nodes, a small distributed computer can be implemented which uses one node for sending instructions, mimicking input and the instruction..... Listed under: Interfacing(USB – RS232 – I2c -ISP) Projects, Projects, RTOS – OS Projects
373.


A small image showing a small robot (BOXZ) with a small circuit board (Arduino) attached to its back.

BOXZ BOXZ is an open source robot platform for interactive entertainment! We connected Arduino,Plexiglass(or cardboard) Origami and your idea together, so we can easily and quickly build a remote robot by ourself! You can assembled it like LEGO! We can use it to playing football..... Listed under: Game – Entertainment Projects, Robotics – Automation Projects
374.

Arduino – Getting my LCD Screen to work I've gotten hold of what I assumed was a compatible 16×2 LCD screen with my Arduino board – it's a Powertip PC1602F and uses a compatible display driver for the Hitachi HD44780 display chip. This is essentially what the Arduino LCD libraries are built around,..... Listed under: LCD Projects





375.  Hacked roomba and arduino snowballs into a Eurobot 2013 entry It all started as a weekend project with my kids and soon enough I got sucked into a 4 month project with their school ! The idea was to get a small group of kids aged 6 to 9 to participate to a robotics contest..... Listed under: Projects, Robotics – Automation Projects



376. DIY Driving Simulator using an Arduino If you haven't noticed, as soon as you clicked into this instructable, you are now following me if you weren't already, you Favorited the instructable, and you voted for this instructable in all contests it is entered in. Then the buttons all dissappeared. It's okay..... Listed under: Car Projects, Game – Entertainment Projects, How To – DIY – Projects, Projects



377. BIKEDUINO – Stopping Point Predictor for bike riders The project consists in a Arduino that gets the speed of the bike from a dynamo and it controls a laser which points always to the point where the bike is gonna stop if it continues going at the same speed. Used Hardware: Arduino mini..... Listed under: Car Projects



378. Version 2.0 Arduino Controlled Car Tracking System based on SMS This system is upgraded version of previous project... You will be able to track your car after you build this system, you will call the device then it will send you an sms which includes LAT, LON and Google Map link for just one touch..... Listed under: Car Projects, Phone Projects, Projects



379. Building a Doodle Bot kit from DAGU Doodle Bot is a very simple beginners robot that can write messages using white board markers, jumbo chalk or crayons. The kit comes with all parts including an Arduino compatible controller and a screwdriver. You will need to supply 4x AAA batteries and a suitable..... Listed under: Robotics – Automation Projects



380. larryBot – Arduino robot versions 0.1 to 0.5 lessons learned So I've decided to build a robot using Arduino to control the sensors. Here's my progress so far – I am hoping that my mistakes here and over the coming posts will guide people in more detail about what to avoid. Also I won't provide..... Listed under: Robotics – Automation Project Ideas



381. Algorithmic noise machine This project is a part of experiments done while doing an artist in residence at Instructables. You can see the other projects here. You can use bit-shifting as an alternative way of creating "music". This principle enables you to squeeze as much processing power as..... Listed under: Sound – Audio Projects



382. Arduino & Processing – Getting values from SRF05 ultrasound sensor & serial port I've started to delve into Processing and passing values between Processing and Arduino. If you're wondering what Processing is, basically its an open source programming language for vizualising data that can interface with Arduino either by reading values/ pins or by setting them. Just remember..... Listed under: Sensor – Transducer – Detector Projects



383. SMS controlled Wireless Irrigation System using an Arduino UPDATE 02/13/11 : Voting has started for the Sparkfun Microcontroller Contest. Please VOTE for me! UPDATE 02/26/11 : I won a second prize!! Huzzah! Thanks for all the votes guys! UPDATE 03/17/11: I would love to win a Laser cutter in the Epilog challenge as..... Listed under: Phone Projects, Projects



384. Tissue Box Guitar – Light Strings using Arduino the idea of anything can be an instrumental music has been always in my mind so i made a wooden tissue box that i installed inside it a guitar of light strings Step 1: Building Box i made this wooden tissue box Step 2: Wiring..... Listed under: Game – Entertainment Projects, LED Projects, Projects, Sound – Audio Projects



385. 123D Scanner – Home made 3D Scanner Hey - have a look at my new project HERE In this project I built a 3D Scanner, that enables generating 3D models of physical objects. The files can later be viewed in 3D software (GLC Player, Sketchup, Rhino, or sites such as http://3dfile.io) and..... Listed under: How To – DIY – Projects

386. Arduino – making a basic drum machine Had a quick look round at turning a piezoelectric speaker in to a sensor that will detect a tap or knock. I also then had a search around for setting the output of a speaker to a different note. Combining this has given me a..... Listed under: Sound – Audio Project Ideas



387. Mint Tin Hero using Arduino A friend at work proposed a friendly competition between a few co-workers: to make something cool out of a Trader Joe's green tea mint tin. Anything – whatever our creative hearts desired. The prize? Nobody cared – we'd figure that part out later. I thought..... Listed under: Game – Entertainment Projects, Projects



388. Track Honeybees With Temperature Data analysis coming soon! My school is kind of strange. We don't have a cafeteria, but we do have a four week course on "The Simpsons." We don't have a jungle-gym on the elementary playground, but we do have a half-buried firetruck. We don't have..... Listed under: Temperature Measurement Projects

389. Arduino – (Very) Basic motion tracking with 2 PIR sensors Took me a little while to get started but I've managed to wire 2 PIR infrared sensors with an Arduino to sense motion either on the left or on the right side. The result will trigger an LED to represent each PIR sensor then I..... Listed under: Sensor – Transducer – Detector Projects



390. **Pachube Client using Strings with Arduino** This example shows you how to answer a HTTP request using an Ethernet shield. Specifically, it connects to pachube.com, a free datalogging site. The example requires that you set up a pachube.com account, as well as a pachube feed (for more information on setting up..... Listed under: Internet – Ethernet – LAN Projects, Projects



391. **Making a Better Mouse Trap** There are a lot of things this world needs at the moment. One of them is a better mouse trap. Mice are getting smarter every day and if we're not careful we'll end up with Planet of the Mice. Luckily, with the help of a..... Listed under: Home Automation Projects



392. **Arduino – motion triggered camera** So having worked out that I can make a remote for my Nikon D80 to do some timelapse photography. I started thinking of things I can do to trigger the remote, below video shows it working but you'll need sound to hear the shutter going..... Listed under: Sensor – Transducer – Detector Projects, Video – Camera – Imaging Projects



393. **Accelerometer Table using Arduino Esplora** This example simplifies the task of collecting data from the Esplora's accelerometer and graphing it with your computer. The Esplora sends keypresses to a connected computer about the state of the accelerometer. If you open a spreadsheet application, you can log the data from the..... Listed under: Development Board – Kits Projects, Metering – Instrument Projects, Projects



394. **Arduino Esplora Kart** This example demonstrates how to turn your Esplora into a customized computer game pad. It uses the analog joystick and the four switches as inputs to a video game. The Esplora will appear to the computer as a standard keyboard, the computer will see joystick..... Listed under: Development Board – Kits Projects, Game – Entertainment Projects, Projects



395. **Arduino text'in Arduino text'in.** Key Features: 24 relays controlled by 4 I/O lines! Cell phone text using your Arduino. This project hacks a cell phone to text using normally open relays. After investigating cellular modules on the internet I decided it looks not only rather pricy, but..... Listed under: Phone Projects



396. **Arduino – IR remote/ intervalometer for Nikon D80 DSLR** I'm cheap and skint, yet I want to do timelapse photography with my Nikon D80 DSLR. Unfortunately that requires spending some cash on an intervalometer for time lapse photography which will set me back a sizeable chunk of cash. Or I could get a remote..... Listed under: Video – Camera – Imaging Projects



397. **My hat with full of stars** Top hats are cool; just like bow ties. Not only are they stylish, but they give you a lot of room for incorporating techno goodness. I recently had cause to buy a tuxedo, which necessitated a kilt, and then a top hat. You know how..... Listed under: Game – Entertainment Projects, Home Automation Projects



398. **Arduino – Sonic range finder with SRF05** A guide to using the SRF05 Distance Sensor with Arduino in order to calculate distances from objects. In this case I'm also altering the output of an LED with PWM according to how close an object is to the sensor. So the nearer you are..... Listed under: Metering – Instrument Projects



399. **Arduino Esplora Temperature Sensor** This sketch shows you how to read the Esplora's temperature sensor. You can read the temperature sensor in Farhenheit or Celsius. Circuit Only your Arduino Esplora is needed for this example. Connect the Esplora to your computer with a USB cable and open the Arduino's..... Listed under: Projects, Temperature Measurement Projects



400. **Knock Block using an Arduino board** Knock Block: a modern knocking framework Man has long wrestled with Time. Also, with knocking on things and not getting the time We propose a knocking platform through which these fundamental needs are met. This is illustrated with the Knock Block KUI and..... Listed under: Home Automation Projects, Projects




401. **Arduino Analog Inputs** This week is all about analog inputs for the arduino. I'll show you how you can use a voltage divider circuit (see episode 3) and a variable resistor to make an analog sensor. [box type="note" color=" #202020 " bg=" #ffbb00 " font="verdana" fontsize="14" radius="20 " border=" #000"..... Listed under: Projects, PWM Projects



402. **Intervalometer for Sony NEX 5n** This intervalometer used infrared LED To built intervalometer you need: Arduino Nano (or Arduino-compability). I used Nano V3 Serial LCD Joystick Module IR Led and resistor ~200 Ohm Switch Push Button Plastic enclosure Battery 9V Schematic is very simple Step 2: Connection Serial LCD has..... Listed under: Metering – Instrument Projects



403. **Arduino – Control a DC motor with TIP120, potentiometer and multiple power supplies** A quick circuit showing how to control the speed of a DC motor with a potentiometer with your Arduino board. Also shows how to use a TIP120 transistor to allow the Arduino control a larger power supply. Transistors are 3 pin devices, which via the..... Listed under: Metering – Instrument Projects, Motor Projects




404. **Combo Blocks using an Arduino Project** by CU Boulder Thinks That Think students: Michelle Bourgeois, Charles Dietrich, and Ben Link Imagine having a safe in which the combo is any small object of your choosing. Perhaps it's your favorite coffee mug, or a bat man figurine. This project is based..... Listed under: Home Automation Projects, Projects, Security – Safety Projects



405. **Fart Operated Random Channel TV Remote using an Arduino** OK, I know that sounds weird, but bear with me for a moment. My Pops really enjoys two things; 1) channel surfing and 2) farting. So one day I was over at <http://hackaday.com/> and read about a guy who used his Arduino to turn a..... Listed under: Home Automation Projects, Projects



406.  Haptic Proximity Module (HPM) for Low Vision users The Haptic Proximity Module (HPM) seeks to enable people with low vision, or other vision impairments, to engage with their direct surroundings through vibration feedback from a range detector, and do so cheaply with readily available components. The aim of this instructables is to share..... Listed under: Development Board – Kits Projects



407. Control a DC motor with Arduino and L293D chip This is a quick guide with a bit of extra info (pin configurations etc..) that I've learnt along the way on how to use the L293D with the Arduino, showing that we can: A) Use a supplemental power source to power the DC motor B)..... Listed under: Motor Projects



408. Reaction Timer using an Arduino I am new to Arduino and wanted a project which would teach me different things. This got me involved with sound and the use of a LCD. This project is based on the Instructable posted by bertus52x11 which you can find here <http://www.instructables.com/id/After-Dinner-Reaction-Time-Tester/> . While..... Listed under: Clock – Timer Projects, Projects



409. Buzz Wire Alarm Clock Does it happen to you to slide your finger across your phone's screen and turn the alarm off ... just because you have automated this task and don't even need to open your eyes? Well, let me present to you the alarm clock that WILL..... Listed under: Clock – Timer Projects



410. Making a 9v Battery DC power supply Rather than use the USB to power my Arduino board with a handy trip to the electronics store with some more knowledgeable people than I, I have constructed a 9Volt DC power supply. Taking a 9 volt battery, a 9v battery holder and a 2.1mm..... Listed under: Battery Projects



411. Simple Ipod Controller using an Arduino This instructable will help you understand the iPod serial protocol, and how to send commands to an iPod using an Arduino. This instructable is only meant to show the basics of the protocol and is by no means complete. I only had enough hardware space..... Listed under: Projects, Sound – Audio Projects




412. 3 LED Crossfade with PWM and Arduino This ones quite simple, just mix/ crossfade 3 separate LEDs using Phase Width Modulation (PWM) and Arduino. You will need 3 LEDs, I'm using a 5mm Red, Green and Blue so I can make the full light colour spectrum (When all combined they make white..... Listed under: LED Projects, PWM Projects



413. Making a Mayan Tzolkin Calendar OK, I will admit that I am a little obsessed with things Mayan at the moment, which explains why I wanted to make a Mayan Tzolkin calendar. I modeled the general layout and fabrication on the very nice Sleek Word Clock by scottbez1 which you..... Listed under: Clock – Timer Projects




414. Small form factor DIY Arduino on stripboard This board needs FTDI cable to program it. It is not Arduino compatible in the meaning of taking shields (just like every small factor board isn't). But it has all the same pins (except 3.3V power and Vin*) available as female headers. The input..... Listed under: Development Board – Kits Projects, How To – DIY – Projects, Projects



415. Robot Snake Purpose This project was built for the Things that Think undergraduate/graduate class CSCI 4830-7 and CSCI 7000-7 for the University of Colorado at Boulder. Our group consisted of one graduate and two undergraduate students. We worked on the project for 8 weeks, most of the time trying..... Listed under: Game – Entertainment Projects, Robotics – Automation Projects



416. Controlling a Servo with Arduino Very simple basics of building a circuit to control a servo using Arduino and PWM For this you will need: Arduino Board – I'm using a Duemilanova ATMEGA328 Arduino Sketch software – I'm using version 0015 Arduino Servo Library found here save it to lib/targets/libraries..... Listed under: Motor Projects



417. Use your android phone sensors on the arduino Hello, this is my very first step-by-step instructable, and today, we're going to learn how the sensors in your android smartphone can communicate with your arduino. In modern smartphones, there are a lot of useful sensors for an ingenious arduino project. I have a motorola..... Listed under: Arduino Android, Internet – Ethernet – LAN Projects, Projects



418. Two ways to reset arduino in software If you want to RESET Arduino from the beginning without manually pressing the RESET button, there are a few ways. Here are two ways, using minimal wiring / circuitry. Step 1: Using 1 wire connected to the RESET pin 1. electronically, using only 1 wire..... Listed under: Arduino Programmer Projects



419. Siduri – An Arduino Control Smart Coaster Siduri named after the Sumerian god of happiness and merriment, is a smart coaster for your drinks. It recognizes when a glass is near empty and then glows yellow to alert waiters that you will be in need of a refill soon. Designed specifically for..... Listed under: Home Automation Projects




420. How I'm building my bi-copter with Android and Arduino Last year I was fascinated by the "How to build your own Quadrocopter" by Lenz Grimmer and decided that somehow I should try to do a similar thing. This talk is about the way I'm building a bi-copter using lessons learned for last year's talk..... Listed under: Arduino Android, Internet – Ethernet – LAN Projects, Projects, Robotics – Automation Projects




421. Discreet Data Logger using Arduino There is no better way to hide a covert device than to stick it inside a larger conspicuous device. That said... Essentially, this is a guide for making a data logging system for use with the breathalyzer microphone. To accomplish this, an Arduino and a..... Listed under: Interfacing(USB–RS232 – I2c -ISP) Project Ideas, Projects

422.




A DVD Player Hack This is a description of an open source/open hardware project of a remotely controlled Arduino (Freeduino) based clock/thermometer utilising power supply and VFD panel from a broken DVD player in a custom made acrylic enclosure. The aim of the project was to demonstrate what could..... Listed under: Video – Camera – Imaging Projects

423.




Texting mat using arduino Lusha and May created a "Text-Mat". This surface can allow the user to write and send messages using one's feet. This text-mat is designed to send secret messages during meetings or classes. The design utilizes conductive fabric and thread, as well as a flora-board. The..... Listed under: Home Automation Projects

424.




The KITT-duino, DIY Larson Scanner with an Arduino IMPORTANT: CODE IS NOW UPDATED. FIXES INCLUDE ADDING AN INTEGER VALUE TO MANIPULATE TIMING AND FIXING A DOUBLE-BLINKING LED. Thanks. It is my understanding that many Larson Scanners can only pulse from side to side. I felt that that needed to be changed, seeing as..... Listed under: CNC Machines Projects, How To – DIY – Projects

425.




Low cost digital microscope with automated slide movement using arduino This is an easy-to-implement product modification that will be extremely useful for clinicians, pathologists, researchers or other microscopy enthusiasts interested in capturing whole slide images or creating virtual slides for later use. The device allows one to take multiple images of the slide under high..... Listed under: Medical – Health based Projects

426.




Obstacle avoidance Arduino robot – build your own larryBot So after 5 previous versions that had various flaws, I now have an Arduino robot that actually works and although basic is very cheap – although there are probably a few more flaws so please point them out to me but this is a good..... Listed under: Robotics – Automation Projects

427.



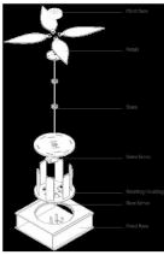
Water Tank Depth Sensor using Arduino Water is a precious resource in many parts of the world, and many people rely on water tanks to supplement their water supply storing collected rainwater or water pumped from a well or bore. But how do you measure how full a tank is?..... Listed under: Sensor – Transducer – Detector Projects

428.




Arduino Dragon Wings Hello World!! I am making this Instructables on how to make arduino controlled dragon wings. XD I planned on wearing these dressed as Smaug to 'The Hobbit Desolation of Smaug' premier but I didn't complete the entire outfit in time, but I will continue working..... Listed under: Game – Entertainment Projects

429.




Augmenting Plant Behavior Through Robotics using Arduino The PhytoBot is a semi-intelligent plant which responds to external stimulus (light intensity and light location) and responds to it as a phototropic plant would. Essentially it is designed as a piece of interactive artwork for operation over a long period of time. The motivation..... Listed under: Projects, Robotics – Automation Projects

430.




Rabbit Ears on a Cap using Arduino We are students from Singapore Polytechnic. After looking at the famous Necomimi Arduino Cat Ears, we decided to give it a try to help us familiarise ourselves with the accelerometer and the arduino. Using the materials that we had on hand, we managed to produce..... Listed under: Game – Entertainment Projects, Projects

431.




Geoweaver: A Walking 3D Printer Hexapod using arduino Geoweaver is a student designed (team members Jia Wu, Mary Sek, and Jeff Maeshiro) robot created in the Creative Architecture Machines advanced options studio at the California College of the Arts (CCA) in San Francisco, California, taught by Jason Kelly Johnson of Future Cities Lab..... Listed under: CNC Machines Projects

432.




Programmable auto filter interface for C64 using Arduino Overview A software / hardware combo that allows for control of the analog filter inside a Commodore 64 that is running Cynthcart from a host computer (eg, Macbok, PC). Software • 16-step filter sequencer • Set the speed of the filter sequence (with intervals between..... Listed under: Arduino Programmer Projects, Interfacing(USB – RS232 – I2c -ISP) Projects, Projects

433.




Control Access of Arduino YÚN with MySQL, PHP5 and Python Hello Friends! Well, as you know, in September the new premiere shield of Arduino, Arduino YUN. This little friend has a Linux embedded system with which we can run anything you can think of (at least so far). While there is very little information on..... Listed under: Robotics – Automation Projects

434.




All in one Remote using Arduino Introduction August, 2007 One of my other hobbies is photography, and, about a year ago, I purchased a new digicam - a Panasonic FZ30. I joined the Panasonic forum on the dpreview site. One of the posters, a programmer and electronic hobbyist, designed a nifty wireless..... Listed under: Projects, Radio Projects

435.




Simple Arduino Wing Shield I buy a lot of these stackable Arduino header sets because they are handy for a lot of things. I make some breakout boards with them, I use them to add some clearance between a taller shield and the next shield that I am stacking..... Listed under: Development Board – Kits Projects

436.




Polar Plotter on Arduino and MakerBeams The project A polar plotter is a plotter with a rotating, extendable arm. Its characteristics differ greatly from those of a traditional plotter, which in most areas have a superior design. You could say the polar plotter is more portable or something, but mainly I..... Listed under: CNC Machines Projects, Projects


437.




Build the Remote Control Bobble-head Bobbler! using arduino Bobble-heads!!! Every sports fan loves em, but they're kind of boring, just sitting frozen on your shelf 😞 I thought it might be fun to create an Automatic Bobble-head Bobbler something that can wake that old bobble-head up and get him nodding away. I finally found..... Listed under: Robotics – Automation Projects
438.




Clock with Meggy Jr RGB using Arduino There is a saying: "If all you have is a hammer, everything looks like a nail". Well, when I see a display, I think of clocks 😊 I will show you here how to easily make a simple digital clock by hacking Meggy Jr RGB..... Listed under: Clock – Timer Projects, Projects
439.




Let's cook: 3D scanner based on Arduino and Processing Ever wonder of copypaste method, usable in real life, not only in virtual reality? Me too. It is 21th century, and those are nearer than most of all can imagine! This is possible thank to 3d scanners and printers. So let's try to scan something!..... Listed under: How To – DIY – Projects
440.




Motion Sensing Eye using arduino I have always wanted to make something with my LED dot matrix display, and so when I found a old alarm motion sensor I knew just what to make, a Motion Sensing Eye! This instructable will hopefully finish with you having a working dmd, that..... Listed under: LED Projects, Sensor – Transducer – Detector Projects
441.




LED Clock A 24-hour clock with hour, minute, and second indicators. Here's the catch, despite being a digital media (LED's) it is still displaying using an analog method (circles!). I finished making this clock months ago but did not bring it with me to school so I..... Listed under: Clock – Timer Projects, LED Projects
442.




Arduino Webserver Control Lights, Relays, Servos, etc... In this project using only an Arduino with an Ethernet shield. I'll be controlling one LED and a servo, but you can apply this method to control a DC motors, buzzers, relays, stepper motors, etc.. Overview: When you upload the the code provided in this..... Listed under: Internet – Ethernet – LAN Projects
443.




Vehicle Telemetry Platform using Arduino Ever wondered what goes on under the hood of your car? Wish you could peek inside the engine management system and read values from it? Annoyed that your dashboard displays a cryptic "Check Engine" light (yep, the engine is still there) but gives absolutely no..... Listed under: Car Projects
444.




Weather Station Receiver using Arduino The incredible popularity of home weather stations shows that it's not just farmers who are interested in the weather. Many people want to be able to track and record weather events within their local environment rather than relying on a state or national weather service..... Listed under: Sensor – Transducer – Detector Projects
445.




Arduino Beer Pong Arcade We are going to be making a flashy beer pong table. The table lights up as cups are eliminated and old style arcade sounds are played. This game elevates the subtle art of BEER PONG to a new level. A sporting level. A competitive,..... Listed under: Game – Entertainment Projects
446.




Lunch Decider Wheel using arduino The lunch decider wheel is basically a carnival-style wheel that spins every day at 11:45am and selects what is for lunch. It came about on account of my perpetual indecision on this very important culinary matter. In fact, this device does more than just decide..... Listed under: Game – Entertainment Projects
447.




Arduino: Making a set of traffic lights THIS PROJECT IS STILL A WORK IN PROGRESS FEEDBACK APPRECIATED!!!This tutorial will step you through the process of creating a set of controllable and configurable traffic lights whilst also teaching you the basics of Arduino. Some knowledge is needed and I highly recommend reading and..... Listed under: Car Projects, Projects
448.




Brickduino (2. Parallel connector) This instructable is part of the "Brickduino" series. [Brickduino 1. LED] - I expect that you did the Brickduino LED before you start with this instructable - Mainly this instructable is the same as the Brickduino LED! So if you want to skip all the..... Listed under: Arduino LED Project Ideas
449.




3D Printed Webcam Controller The camera controller box is an easy way to rotate a webcam from a PC or remotely through the internet. Step 1: Materials and 3D files In this project I used a Teensy 2.0 micro-controller since it was available, but you can use any other MCU like an ATtiny85..... Listed under: Internet – Ethernet – LAN Projects, Video – Camera – Imaging Projects
450.



Woooshing leds – Rotated animation by arduino This project allows you draw in the air letters, symbols or other shapes - as you like. Controlled by the Arduino, the 7 simple leds blinking on and off - creating the illusion of floating text in the air. This combination of simple components with..... Listed under: LED Projects
451.





UnDecima Audio Output from Arduino I already have one project where arduino outputs audio signal to USB speakers via software 10-bits PWM. In first, I was not satisfied with quality of sound generated via PWM. There are just not enough speed in arduino engine to run PWM well. For example for..... Listed under: Projects, Sound – Audio Projects
452.



Security / Automation Sensors using Arduino Security system sensors such as motion detectors, reed switches, pressure mats, glass-break detectors, infra-red beams, and conductive film can be very handy for all sorts of things including home automation systems, interactive art installations - and sometimes even security systems! Almost all security system sensors..... Listed under: Security – Safety Projects, Sensor – Transducer – Detector Projects
453.

Interval Long Exposure Camera There's a real beauty in long exposure photography. Hours and days and weeks and months and even years can be condensed onto a single frame, and that frame will catalog the constants in our fast paced and forever changing lives. However, the issue is that..... Listed under: Video – Camera – Imaging Projects



454.  Lego Technic Car with Arduino + XBee Wireless Control I was perusing Instructables one fine winter Saturday, when my 8 yo son came in and peered over my shoulder ar this: <http://www.instructables.com/id/RC-Lego-Car/> by sath02. My son is a huge fan of all things Lego, and loves robots and cars, and this was right..... Listed under: Game – Entertainment Projects



455. Visual Navigator Making it MOBILE using Arduino Obstacle avoiding vehicle, continue in “3D Laser Range Finder” series (project 1, project 2). The basic idea is the same, measuring distance using red laser pointers, CCD analog camera and Arduino UNO. Modification was made in geometry. Two lasers were set for “far field” Listed under: Game – Entertainment Project Ideas, Projects, Robotics – Automation Projects, Sensor – Transducer – Detector Projects




456. The Adventure of Electricity: An interactive light diorama Where does electricity come from? Who invented the light bulb? How do cities use this technology today? These are just a few questions that we hope to address in this interactive diorama, The Adventure of Electricity! This project was designed for educational purposes so that..... Listed under: Game – Entertainment Projects



457. 8x8x8 LED Cube with Arduino Mega (+Sound +PS controller +Game) This is a instructable which is based on the Cube by Chr, (<http://www.instructables.com/id/Led-Cube-8x8x8/>) by SuperTech-IT, (<http://www.instructables.com/id/CHRs-8X8X8-LED-Cu...>) and by das-labor.org, (http://www.das-labor.org/wiki/Borg3d_Bauanleitung...) but i think its better and easier. I started this Project without any skills from soldering toprogramming. First of..... Listed under: Game – Entertainment Projects



458. Tears of Rainbow using an Arduino It's time to release new updates for my first (ever) project with Arduino, “Color Light Music”. From artistic perspective, VU BarGraph style (IMHO) is the best one for spectral dynamic representation, and not much could be improved on this side. But this time, it cross my..... Listed under: Game – Entertainment Projects, Projects



459. Joystick controlled Camera using Arduino Hi, First of all, my English is not perfect =) I've seen many projects with Arduino that describes how to control 2 servo's with a joystick or use a lcd screen. All of the projects that i have seen are all seperate things. So i..... Listed under: Interfacing(USB – RS232 – I2c -ISP) Projects, Projects, Video – Camera – Imaging Projects



460. HandSight: A Glove for the Blind to Feel Shapes and Navigate Obstacles HandSight is a prototype glove to aid the blind. It can sense the lightness or darkness of a surface with tactile feedback from a vibration motor for each individual finger. It can also sense distance from physical objects or obstructions and indicate direction and distance..... Listed under: Medical – Health based Projects



461. Arduino IR Musical Stairs This is a small scaled musical stairs! It was a project that had a deadline; had only two days to build it. So, it is a very small scaled project, but still serves its purpose! IR Sensor (receiver) that I used is TSOP38238 from Adafruit,..... Listed under: Home Automation Projects



462. Gyro Camera for Motorcycle using Arduino As seen in MotoGP Race, the rider is seen riding through corners while laying aside his bike to the left and right. But there is an interesting moment when the motor looks to collapse sideward, the front views remain horizontally. How could that be? Such..... Listed under: Car Projects, Projects, Video – Camera – Imaging Projects



463. Building a device that clips to your belt Our goal in this step-by-step instructable is to build a device you can clip to your belt and wear throughout the day. This device will log data that, when downloaded to a back-end server system, will provide a report showing the location history of your..... Listed under: Clock – Timer Projects



464. Hidden Wall Outlet Safe (w/Arduino Lock) using arduino Stash your valuables where no one will ever suspect. Wall outlets are perfect for stashing valuables since you have tons of them at home. You must be crazy enough to search every household outlet for a secret stash. Probably, no one would even think of..... Listed under: Home Automation Projects



465. Power Arduino with a cellphone Old cellphones are easy to acquire and they have built in lithium charging circuitry. What a wonderful base for a power supply for small mobile things. I hooked up a cellphone to the arduino with the ability to charge the cellphone when you plug the..... Listed under: Phone Projects





467. Intermediate Arduino: Inputs and Outputs using arduino Continuing from my Intro to Arduino post, this Instructable will go over some slightly more advanced topics with Arduino, specifically relating to controlling and managing many inputs and outputs. The next class covers how to connect the Arduino's inputs and outputs to MIDI. Parts List:..... Listed under: LED Projects

468. EL Wire Hat: Sequenced and Sound Activated with Remote Control Welcome to the Instructable guide of my EL Wire hat with some fun features. The concept is an EL Wired hat with 8 sequenced EL wires controlled by a wired remote. Multiple speed controllable sequence modes are pre-programmed into an Arduino UNO, including a sound..... Listed under: Game – Entertainment Projects, Sound – Audio Projects





469.  Earth Globe Rotating With Arduino Or Raspberry Pi Controlled Stepper Motor using arduino This instructable describes how to upgrade your globe to a motorized version. It looks amazingly better on the shelf when it is slowly rotating, and any demonstration with your kids (to explain the day/night cycle or the seasons) will gain in interest. No need to..... Listed under: Motor Projects




470. TV Remote Controlled Car Nothing is worse than loosing the controller that came with your remote control car. Replace that sucker with an arduino and the one remote that always seems to be around, the TV remote! Remove these ads by Signing Up Step 1: Materials The materials for..... Listed under: Car Projects, Game – Entertainment Projects



471. Arduino Solar Cell Tester When I'm building Solar Shrubs and other solar-powered creations, I often scavenge cells from various off-the-shelf devices such as solar garden or security lights. But these cells are rarely labeled as to their voltage, current, and power output. So it's off to my bread-boarding station. First, I put each cell under..... Listed under: Battery Projects, Metering – Instrument Projects, Projects, Solar energy projects



472. Capteur temperature choix du type de degres par infrarouge using arduino ENGLISH VERSION HERE Dans ce programme nous allons voir comment capter une température et afficher sa valeur sur un lecteur LCD en choisissant si on veut l'afficher en°C ou °F grâce à une télécommande infrarouge. Dans ce tuto j'utilise: - Une carte SainSmart (similaire à Arduino..... Listed under: LCD Projects




473. Attiny serial monitor using arduino walkthrough AIIIIIIIIright dudes and dudets. Here is whats up, we're going to make attiny and arduino bestest of friends. If you have ever worked with capacitive switches you know how much it makes you want to smash your face into a wall...Now imagine you have no..... Listed under: Development Board – Kits Project Ideas, Interfacing(USB – RS232 – I2c -ISP) Project Ideas

474. A World of Possibilities with Java ME + Bluetooth + Arduino "This presentation shows how to easily go from user stories to automated integration tests that themselves read like user stories. You can accomplish this by using custom domain-specific languages. Too often our automated integration tests rely on coding and intimate technical knowledge of our systems,..... Listed under: Internet – Ethernet – LAN Projects, Projects



475. Smart Snow Globe (gives snow day alerts) using arduino What does a smart snow globe do? It tells you if tomorrow's going to be a snow day! Is it snowing tonight? Will you have the day off from school or work tomorrow? Put this snow globe next to your bed when you go to..... Listed under: Radio Projects



476. 4x4x4 interactive LED-cube with Arduino To explain my 4x4x4 interactive LED-cube published before, a bit more clear, I will try to make my first step by step instructable. This 4x4x4 cube is interactive by using the top four corner LEDs both as LEDs and as sensors that will react on..... Listed under: LED Projects, Projects



477. IR Remote Controlled Color Changing Cloud (Arduino) CLICK HERE FOR THE UPDATED INSTRUCTABLE: <http://www.instructables.com/id/IR-Rainbow-Cloud-ver-1/> This is a project I created for a Digital Art and Installations class. The class covered basics of several types of programming, and our projects were meant to be an interactive cross between art and technology. This was a fun..... Listed under: Game – Entertainment Projects



478. A Voice Shield for Arduino Board The objective of this project is to build an Arduino voice shield to empower thousands of voice related applications! All this mostly thanks to an integrated ISD1790PY chip. This particular voice/TTS feature can be useful to integrate voice messages in alarm systems, to implement generic..... Listed under: Projects, Sound – Audio Projects

479. Open Bitcoin ATM using arduino The world's first completely open-source Bitcoin ATM for Education and Experimentation. <http://openbitcoinatm.org> for more information. Step 1: Fabricate Box and Faceplate Out of a piece of 12"x12" aluminum sheet metal, cut two rectangles and drill six rivet holes and four holes to attach the bill acceptor..... Listed under: Robotics – Automation Projects



480. Arduino Wii nunchuck and Wii motion plus with updated code for IDE 1.0.2 and LEDs So, I was trying to hack my Wii nunchuck because I want to control motors and lights with the Wii nunchuck. The first problem that I found was how to connect the control without an adapter, I was planning to make one, but when I..... Listed under: LED Projects




481. LED Dawn / Sunrise Alarm Clock, Nightlight & Security Light – Arduino Compatible As the nights gradually lengthened in autumn 2011, I discovered the joys of Arduino and thought that it would be a great way to implement something that I have wanted for a long while - a gentle way to wake up on a winter's morning. Listed under: LED Projects, Security – Safety Projects


482. Programming the Arduino I/O pins Overview The Arduino Uno is a microcontroller board based on the ATmega328 (datasheet). It has 14 digital input/output pins (of which 6 can be used as PWM outputs), 6 analog inputs, a 16 MHz ceramic resonator, a USB connection, a power jack, an ICSP header,..... Listed under: Arduino Programmer Projects, Projects




483.




Arduino, Sensors, and MIDI Now that you're up to speed on using Arduino's inputs and outputs, this Instructable will give you everything you need to get started using sensors to trigger MIDI notes from Arduino. This post is the last installment in a series of workshops I led at..... Listed under: Home Automation Projects
484.




Stripboard Arduino In this, my first Instructable I'm going to show you how to make a stripped down Arduino for a fraction of the price, using Stripboard/Veroboard. Material List: 1x Atmel ATmega168 = \$2.65 1x Stripboard = 72p 1x 7805 Voltage regulator = 26p 2x LEDs =..... Listed under: Development Board – Kits Projects, Projects
485.




Control an Arduino With a Wristwatch (TI eZ430 Chronos) The watch The Texas Instruments eZ430 Chronos is a cool gadget. It has bidirectional radio communication, and a whole bunch of sensors: temperature, pressure, acceleration. In fact, it is a development kit for the MSP 430 (a low-power microcontroller), that TI packaged as a watch..... Listed under: Clock – Timer Projects
486.




SuperScope: Circuit Simulation through Arduino-Processing Interface nto the program where you can physically manipulate them. Arduino tests for the value of the component (a capacitor, inductor, resistor, or waveform of specific frequency) then sends the data to Processing. Imported components can then be plugged into circuit schematics. SuperScope builds upon the..... Listed under: Interfacing(USB – RS232 – I2c -ISP) Projects, Projects
487.




Improved Simple Wing Shield using arduino Not too long ago, I made my own version of the popular Wing Shield out of some spare parts and scraps of perf board I had laying around. Instead of the screw terminals that the regular wing shield uses, I used some female headers that..... Listed under: Home Automation Projects
488.




A credit card sized Ethernet Arduino compatible controller board I love the Arduino as a simple and accessible controller platform for many varied projects. A few months ago, I purchased an Ethernet shield for my Arduino controller to work on some projects with a mate of mine - it was a massive hit -..... Listed under: Development Board – Kits Projects, Internet – Ethernet – LAN Projects, Projects
489.




Make Your Own GRBL CNC Pendant So you just finished your DIY CNC machine, set up GRBL and even cut your first part. Now what? Well, did you know that as of GRBL v0.8 there are pinouts some really useful commands such as Cycle Start, Feed Hold and a Soft Reset?..... Listed under: CNC Machines Projects
490.




How to access 5 buttons through 1 Arduino input Using this method, I'll show you how you can access 5 (or even more) inputs through 1 Arduino pin. These buttons will only be read correctly if only one is pushed at any time though. As we go through it I'll explain whatever background info..... Listed under: How To – DIY – Project Ideas, LED Projects, Projects
491.




LittleBitty Joe using arduino Say Hello to littleBitty Joe! Joe is my school's mascot! Speak to Joe and watch his eyebrows lift, whiskers vibrate, eyes illuminate, heart spin and hear him ROAR! Not only does his roaring affect work with our project, but it can definitely work with your..... Listed under: Game – Entertainment Projects
492.




Digispark DIY: The smallest USB Arduino Digispark is an ATtiny85 based microcontroller development board come with USB interface. Coding is similar to Arduino, and it uses the familiar Arduino IDE for development. Digispark is copyrighted by Digistump LLC (digistump.com) and the full license is here: <http://digistump.com/wiki/digispark/policy> Specification: Support for the Arduino IDE..... Listed under: Development Board – Kits Projects, How To – DIY – Projects, Interfacing(USB – RS232 – I2c -ISP) Projects, Projects
493.




3D-Printed Biologically-Inspired Robotics I have been spending the last few months doing research into biologically inspired robotic structures. While my approach may seem formalistic in nature, these devices were simply a means for ultimately conducting social research. This desire stems from my experience building Simple Bots, and their..... Listed under: Robotics – Automation Projects
494.




Light Clapper using arduino This is a project that I quickly made one night because I wanted to 'clap' to turn off and on the light in my room! I have a small room for myself, so I basically have no other noise around. So, I was able to..... Listed under: Home Automation Projects
495.



RC Car Anti-Crash System Using Arduino Hi guys! So for my electronics class this year we were tasked with creating some kind of electronic gadget in order to demonstrate what we learned over the semester. Being a car-loving type of guy, I decided to get a cheap RC car and see..... Listed under: Car Projects, Projects, Security – Safety Projects
496.



Arduilay Arduilay is an 8 channel AC relay box for use with Arduino, Max/MSP, Processing, etc. I designed this system as an alternative to the USB>DMX 4 channel relay option. While DMX gives you dimming control, the setup is easily 5 times as expensive as this..... Listed under: Development Board – Kits Projects
497.



ARDUINO Laser 3D Tracking or Range Finder The idea of using triangulation for distance measurements is well known since Pythagorean time, when his brilliant formula became available for mathematicians. What is new in this design, is lasers power control via “blooming” effect of CMOS camera. Here this “negative” effect was put to..... Listed under: Metering – Instrument Projects, Projects, Sensor – Transducer – Detector Projects


498.



Cheap and effective Sous Vide cooker (Arduino powered) Sous-vide cooking is a great new way of cooking food. I will not explain why and how it works here... for great recipes and explanations, you can check out those guys : <http://modernistcuisine.com/2013/01/why-cook-sous-...> Unfortunately, a good (and I mean precise to the half °C) sous-vide..... Listed under: Home Automation Projects
499.



2 player Pong using Arduino I started with the Instructable from Kyle Brinckerhoff; <http://www.instructables.com/id/Ardu-pong-the-Arduino-based-pong-console/> Thanks Kyle! and the following at Make magazine <http://blog.makezine.com/archive/2007/08/arduino-pong.html> and I see the original code is attributed to Pete Lamonica Thanks Pete!! I am using the paddles instead of the joy stick and I have made..... Listed under: Game – Entertainment Projects, Projects
500.



Arduino Step Sequencer I was wondering about on making a sequencer, a big 16 step sequencer was what I wanted to make. To it's full extension with lots of features including single leds for each step, midi input and output, etc. Then I realised that I should start from a..... Listed under: Sound – Audio Projects
501.



ASCII Table using Arduino Demonstrates the advanced serial printing functions by generating a table of characters and their ASCII values in decimal, hexadecimal, octal, and binary. For more on ASCII, see asciitable.com Circuit image developed using Fritzing. For more circuit examples, see the Fritzing project page None, but the Arduino has to..... Listed under: How To – DIY – Projects, Projects
502.



A Simple and Very Easy Inverted Pendulum Balancing Robot Let's make a simple inverted balancing robot, and operate it. You need only half a day to do them, if you have an arduino and some materials. [a video of a robot you would make] introduction: After a few work with arduino, I have thought..... Listed under: Robotics – Automation Projects
503.



Wii Nunchuck Arduino Spirit Level Thanks to: <http://jeonlab.wordpress.com/> Since I have read an article on todbot blog, I bought a couple of Wii Nunchucks from ebay. I don't remember how much I paid for them, but it was much cheaper than buying the accelerometer breakout boards. With the nunchuck data reading..... Listed under: Development Board – Kits Projects, Projects
504.



Nama Instrument 1.0 A motion sensing soft-circuit interface. The following instructable will guide you through the construction of your own personalized Nama Instrument. I'd love to hear some feedback. Hope you like it and it serves you somehow! :) Access <http://www.viraseres.com/nama> to download the project's open source files..... Listed under: Game – Entertainment Projects, Home Automation Projects
505.



Wex, the One Eyed Watcher using an Arduino Wex detects your location with ultrasonic sensors then follows you with his one flashing eye. His red "heartbeat" can be seen through his mouth. Step 1: Parts needed include: Arduino Two ping ultrasonic sensors Futaba s3103 servo Radio Shack 276-0016 7 color led Radio Shack Listed under: Projects, Robotics – Automation Projects
506.



OpenSquare – Write big with a RC car Hi there, You're going to transform any RC toy car into a big message writer that can be used to transform your city squares into wi messages, political statements or beautiful drawings, and for less than 20\$. The idea is to drop a trail of..... Listed under: Car Projects
507.




Building a Sentry Gun with Laser Trip Wire System and Arduino *NOTE* THIS PROJECT IS DONE BY A GROUP OF STUDENTS FROM SINGAPORE POLYTECHNIC. Concept: Trigger gun when laser is blocked by intruding object. Note: Tilting is included for expandability but not used in this project. Skill Level: Basic soldering and basic metal works Things You..... Listed under: Home Automation Projects, Projects, Security – Safety Projects
508.



I just wanna hold your hand Conducting energy through people to stimulate tangible public interactions <http://ijustwannaholdyourhand.com/> <http://vimeo.com/56350598> What did we do? We put together an Arduino, some wire, a Mac mini and a DLP Projector, then created a pair of hands out of aluminum. We additionally 3D printed some wall plates..... Listed under: Game – Entertainment Projects
509.

How to Control a Ton of RGB LEDs with Arduino & TLC5940 This video explains how to use the 16 channel PWM controller TLC5940 The CODE: `//Texas Instruments TLC 5940 with Arduino //www.kevindarrah.com #include <SPI.h> //Serial Peripheral Interface Library byte ch=0, chbit=0, spibit=0, spibyte=0; // variables used by tlc sub routine int SINData; //variable used to shift data to the.....` Listed under: LED Projects, Projects, PWM Projects
510.



Forget Me Not- Remote Flower Watering Hi everyone, Lucy Matchett, Nicole Yi Messier, and Joselyn McDonald (Snax_and_Macs) made a remote flower-watering device so you can water your loved ones' plants when you water your own. We used Arduinos, a photoresistor, a servo, Arduino and Processing sketches, Spacebrew, and a little elbow..... Listed under: Home Automation Projects
511.



How to build an Arduino synth This is a super simple and easily customizable little synthesizer. This is my first time using the Arduino and also with acrylic, both I found very fun to work with though. This is also my first Instructables so hopefully I have explained this well enough..... Listed under: How To – DIY – Projects, Projects
512.



Palm Arduino V3 I design and create this Palm Arduino V3 prototype PCB, as I was tired of recreating Arduino Compatible on perf board every time I prototyping a new project, especially when I had to spend a lot of time tracing the wiring to see that I..... Listed under: Development Board – Kits Projects
513.



Smart Distance Measuring Tape v2 After posting up the v1 of my project many people requested an more detailed instructable. So i decided to start with a new one with a little upgrades to my previous instructable. What does this thing do? Well its quite simple it is just an..... Listed under: Metering – Instrument Projects
514.

2 Ways to Papercraft Stopmotion Good morning, please take a seat and watch that tofu wobble. This is not CGI, it is honest work of a papercraftsman. These are, in fact, 16 different papercubes that switch places in each frame. That technique is commonly known as replacement stopmotion. Problem: It only..... Listed under: Game – Entertainment Projects



515. Building an Open Archival Scanning Robot Using Python and Arduino Project Gado is an initiative which aims to create an open-source archival scanning robot which small archives can purchase for \$500 and use to autonomously scan their photographic collections. This talk presents the Gado 2, a prototype... Listed under: Internet – Ethernet – LAN Projects, Projects, Robotics – Automation Projects



516. Bird cage LED daylight simulation system Sometimes you get a chance to combine helping out your family with a nice hobby project.. In this case my father in law was looking for a lighting system for his bird breeding cages. A daylight simulation system to be exact. He asked me to..... Listed under: Home Automation Projects, LED Projects



517. Arduino Solar Shield – A DIY solar source for your projects without waiting for PCBs This instructable is a basic version of Bley Joel's ("It's nine o'clock on a Saturday, the regular crowd shuffles in") Solar Shield, and it should work for most arduinos. I've tested it with SparkFun's Arduino Pro, and the new Leonardo. Myself and the other Solar..... Listed under: How To – DIY – Projects, Projects, Solar energy projects



518. Audio Input to Arduino The easiest way to connect an audio signal to your arduino, is to build a simple 3 components (2 resistors plus cap) circuitry shown on the first drawings on right side. Disadvantage: there is no amplifier, and consequently sensitivity would be low, hardly enough to..... Listed under: Projects, Sound – Audio Projects



519. Burn Arduino Bootloader on Atmega-328 TQFP and DIP chips on Breadboard Parts required (Hardware) Arduino Uno Board (1) TQFP 32 to DIP 28 Adapter (1) Link Atmega TQFP 32 pin chip (1) Atmega DIP 28 pin chip (1) 10K resistor (1) 16MHz crystal (1) 18pf - 22pf capacitor (2) Tact Switch (1) Jumper wires (few) LED..... Listed under: Development Board – Kits Projects, Interfacing(USB – RS232 – I2c -ISP) Projects



520. How to make a LED 7-segment display with or without Arduino I'm going to show you how to make a 7 segment display with LEDs. Combine with Arduino to create countdown timers, simple text, and more. I like to make original projects. I searched the whole of instructables and didn't find one like this. In fact,..... Listed under: LED Projects



521. Ariadne – a 1st person maze on a 16×2 LCD using Arduino This game is a homage to Ariadne, the maze-generator from Inception 😊 If you haven't seen the movie yet - watch this video again after you do (you can also watch it now - it's not a spoiler, it's just funnier for inception-vets). The nice thing about..... Listed under: Game – Entertainment Project Ideas, LCD Projects, Projects



522. Arduino Control DC Motor via Bluetooth Hi guys, In this project we will control a DC motor with a smartphone via bluetooth. This project is great to learn more about: -DC motor -Interfacing Arduino with your smartphone -Bluetooth module -L293D you can visit my website for more electronic projects, interesting news..... Listed under: Internet – Ethernet – LAN Projects, Motor Projects, Phone Projects, Projects




523. Arduino Powered 3-zone thermostat I was looking at all those swoopy-zoomy internet connected and controllable thermostats. "Self," I told myself, "we should make one of those." He didn't seem all that excited about that - I mean, what do we know about hardware, firmware, electronics or HVAC? Well, now's..... Listed under: Temperature Measurement Projects



524. DIY BioPrinter Bioprinting is printing with biological materials. Think of it as 3D printing, but with squishier ingredients! There's a lot of work being done at research labs and big companies like Organovo on print human tissues and human organs, with an eye towards drug testing, and..... Listed under: How To – DIY – Projects



525. Simple RC car for beginners (Android control over Bluetooth) This is a simple project of Android Bluetooth Car with Bluetooth control. Arduino controller is used To control the car used Android-device with a built-in accelerometer. Tilt forward - car goes forward, tilt to the left - car turns to the left, tilt back - car..... Listed under: Car Projects, Game – Entertainment Projects, Internet – Ethernet – LAN Projects



526. Arduino Digital 7-Segment Thermometer This a guide for an Arduino version, but I am working on a mini ATtiny84 version. Once I get that working, I will post another Instructable on how to make it. I'm sure you could make this same thermometer with an LM35 also, if that's..... Listed under: Temperature Measurement Projects




527. Wi-Fi Body Scale with Arduino Board In this post we present the design of a scale that connects to the Internet and automatically sends weight info on a Google Document. The project is composed of Arduino Uno board Wi-Fi shield additional shield that we used to manage data collection and I/O with..... Listed under: Internet – Ethernet – LAN Projects, Medical – Health based Projects, Projects





528. Playing Wave file using arduino This is a simple circuit to play wav files using arduino Nano V3.0 ,it consist from 4 buttons ,each one play specific wav file loaded to SD card. Step 1: Parts 1- Arduino Nano V3.0 (I used the chines version called Funduino Nano). 2- SD..... Listed under: Sound – Audio Projects


529. Paint Pulse: Digital Water Marbling Paint Pulse is a project which seeks to build upon the water marbling crafts of Ebru and Suminagashi with digital behavioral additions. The idea is to design intricate, flowing patterns of paint directly on the surface of water which you can capture on the surface of paper. Expert..... Listed under: Other Projects








530.  Bubblesteen Bubble Machine using an Arduino Is it a 3D Spherical Atmosphere Encapsulated Phosphorous Printer? YES! Is it a CNC Anti Gravity transparent Orb Machine! YES! Its The Bubblesteen Bubble Machine! The spherical miracle that kids and cats have been waiting for. It comes complete with robotic edge detection(when a bubble hits an..... Listed under: Game – Entertainment Projects, Projects


531.  Cheap and Easy MP3 Shield for Arduino This is a follow up to an earlier Instructable for attaching the guts of a cheap clip MP3 player to an Arduino. <http://www.instructables.com/id/MP3-Interface-for-Arduino-Cheap-and-Easy/> The previous Instuctable showed how to use the Arduino to control all of the functions of the MP3 player: volume increase and decrease,..... Listed under: Projects, Sound – Audio Projects


532.  Charlieplexed Arduino 8×8 LED Grid Display Shield made and simulated in 123D Circuits edit: Wow, this won an awesome prize! Very many thanks guys! Charlieplexing (<http://wealoneonearth.blogspot.nl/2013/03/design-note-charlieplexing-led-matrices.html>) is a powerful method for driving a large number of LEDs from a relatively small amount of IO pin and without using any extra components. The technique makes use of the fact..... Listed under: LED Projects


533.  How to make a multi-layered acrylic and LED sculpture with variable lighting levels using Arduino Here you can find out how to make you very own n as made for the exh www.laplandscape.co.uk curated by art/design group Lapland. More images can be seen at flickr This exhibition runs from Wednesday 26 November - Friday 12 December 2008 inclusive, and had..... Listed under: LED Projects, Projects


534.  Remote control via GPRS/GSM SMS(Arduino) Remote control, especially when this no ethernet or Wifi in the outdoor, has been a very profound things in the past. When I was a child, I always image that I have an equipment which can control all home appliances. Now, this becomes a reality,with..... Listed under: Home Automation Projects, Phone Projects


535.  Fairly Simple Simon – the evolution of an Arduino game Important notice: Final (i.e. relevant) version is at the last step of this instructable. If you want to build a Simon, that is the recommended version. The rest of the steps show how this evolved from a bare-bones game for LED 13 and Serial (i.e..... Listed under: Game – Entertainment Projects, Projects


536.  LilyPad Arduino Totoro Plush with Umbrella Materials: For Totoro: Felt: 1 black, 3 grey, 1 white, 1 beige Needle Black Thread Poly-fil stuffing Cardstock Scissors Pins Pen or chalk DIY Totoro Plush Tutorial HERE Totoro Pattern HERE For Umbrella: 3 or 4 different types of fabric Felt: 1 grey, 1 black..... Listed under: Game – Entertainment Projects, Home Automation Projects


537.  Arduino GSM shield This is a very low cost and simple Arduino GSM and GPRS shield. We use the module SIMCom SIM900 . It's the cheaper module now available in the market. The module is not simple to mount by an hobbyist, so we use the Breakboard TDGGSM_900..... Listed under: Development Board – Kits Projects, Phone Projects


538.  Dogduino:The Automatic Dog Feeder using Arduino Tired of having to find the dog food to feed the dog? Tired of having to get up early so your dog doesn't attack you for his food? Are just plain lazy? If you answered yes to any of these questions, this instructable is for..... Listed under: Arduino Programmer Projects, Projects, Sound – Audio Project Ideas


539.  Easy Programmable EL-Wire Wall Art Project with Cool-Neon using arduino Blank space, what to do?, what to do? Our hackerspace has a blank brick wall above the fireplace. It's been a cold winter so we've had a fair number of fires, but there is just something wrong about a blank brick wall. Well in this..... Listed under: Home Automation Projects


540.  The Arduino OctoSynth What is the OctoSynth you may ask? The octosynth is a polyphonic synthesizer that is able to produce eight Pulse Width Modulated tones that form together a musical scale. In English terms, it is a 8 key electronic organ that can play more than one..... Listed under: Projects, Sound – Audio Projects

541.  Microcontrolled AC switch using arduino Always wanted to take total control of your electric appliances even without being at home? Well, thanks to this instructable you will be able to do that and much more. Some friendly suggestions before starting: Electricity is very dangerous, read and follow the "DANGER:" advices..... Listed under: Home Automation Projects

542.  Representing audio through vibration with Arduino This project functions to display sound using vibration. You plug your iPod, computer, or TV into it and get tactile feedback representing the loudness of the audio. It can help deaf people to experience sound. Stuff you need: Arduino USB Cable Computer running Arduino software..... Listed under: Sound – Audio Projects


543.  How to Build a Robot – The BeetleBot Welcome! I have been in robotics since I was a kid and I am very passionate by robotics. I learn BEAM robotics around 1997-98 and started building robots for a science faire project call "Insectroides" in 2001. <http://robomaniac.solarbotics.net> (they change server and the website..... Listed under: Robotics – Automation Projects

544.  Psycho Scooter Scramble using an Arduino Psycho Scooter Scramble is a blind-driving electric wheelchair game. It consists of two riders, strapped into electric wheelchairs, and two blindfolded pilots, who remotely control the wheelchairs from the sidelines based on information given over headset by their driver. The basic mechanic is simple: players..... Listed under: Game – Entertainment Projects, Projects


545.  Mug Music: Turn Water Into an Instrument with Arduino and ChuckK What if you could turn any conductive surface into an instrument? Like, say...a mug of water? Best of all, it's cheap; you'll only need \$1 worth of extra electrical components (not including the Arduino). For this project, my friend Harvest and I combined Disney's Touché..... Listed under: Home Automation Projects




546.




Making Robots Using Android and Arduino udar Muthu gives a talk on Making Robots Using Android and Arduino at Droidcon India 2011 by HasGeek. ... Listed under: Arduino Android, Projects, Robotics – Automation Projects
547.




PORTABLE FORCED-AIR COOLING UNIT here is growing interest in the commercial production of high-value specialty fruit such as strawberries, blackberries, raspberries, and blueberries. Much of the small fruit grown in North Carolina is currently marketed through pick-your-own establishments or roadside stands. A strong demand for these small fruit items..... Listed under: Home Automation Projects
548.




Perfboard Hackduino Arduino-compatible circuit Never again will you have to dismantle a finished project just to reuse an Arduino board! This tutorial will go through the steps involved in fabricating your own Arduino-compatible circuit using just ~\$8 of parts (this includes the ATmega chip!). This is perfect for installing and embedding..... Listed under: Development Board – Kits Projects, Projects
549.




A solar tracking automatic motorized window blind retrofit using Arduino Buildings account for 20-40% of total energy use in developed countries. Window shades (or blinds) can help to reduce building energy use and improve visual comfort (i.e., reducing glare and increasing daylighting). A recent study showed that occupants are fairly inactive when operating manual roller..... Listed under: Motor Projects
550.




Flashlight tag using an Arduino board You probably know the game of flashlight-tag. You just run around in the dark on a campsite. You hold your flashlight and try to shine it on one of the other kids, without the other kids shining their lights on you. I wanted to make..... Listed under: Game – Entertainment Projects, Projects
551.




Fish Sensing Overview Once again, my project was motivated by my curiosity to explore interesting and unfamiliar territory. I decided to see if I could make my own capacitive sensor and then use it in a project of some sort. After numerous fiascoes with Arduino and computers, I was..... Listed under: Sensor – Transducer – Detector Projects
552.




StopIt! LED Game (powered by arduino) This project was inspired by this video from YouTube and the Pendulum Challenge Kit from Makershed.com. Its a simple game consisting of five LED lights and one pushbutton switch. The LEDs flash in a sequence and the player must press the button when the middle..... Listed under: Game – Entertainment Projects, LED Projects
553.




Arduino 3-axis Mini Lazer Paper-Cutter Updated : 16/3 Add step 4, about using the stage. Updated : 18/3 Add photos (cutting vinyl adhesive sheet) Updated : 19/3 Add step 5, acting as pen plotter Updated : 20/3 Add laser engraving video (Wood) and photo Updated : 22/3 Add 2 drawings..... Listed under: Home Automation Projects
554.




Arduino: an easier way to work with seven segment displays Ever have trouble programming code for seven segment displays? Well they made the 4511 to make things a whole lot easier. What the 4511 does is takes a 4 digit binary input value (ones and zeros), and converts it to a decimal value on a..... Listed under: LCD Projects, Projects
555.




Buddy the on-screen seal Robot I've made a video documentation of my midterm project for my 544 class. To keep it shorter, I didn't detail in the video that this is only a completed phase of a larger project: an autonomous robot seal. I was originally going to incorporate a..... Listed under: Robotics – Automation Projects
556.




Arduino Joystick Breadboard with LCD Output Want to be able to control a couple of servos with a thumb-joystick? But don't know where to start? I don't have servos, but I can put you on the right track on how to do stuff when you move the thumbstick around. This instructable..... Listed under: Game – Entertainment Projects, LCD Projects, Projects
557.




LilyPad Arduino Stuffed Fox Toy For a class on technology in libraries, I had to create a project that used the LilyPad Arduino, and I chose to create a stuffed animal that sings “Jesus Loves Me” while lights flash with the notes. I made a fox, but the pattern to..... Listed under: Home Automation Projects
558.



PCB on a Box using Arduino Board Sorry, but I hate cleaning windows, is one of my unfinished business as usual, but I had to do (at least) every time I wanted to etch a circuit board printed by traditional (and perhaps unorthodox) of stick it in cellophane and let natural light..... Listed under: Development Board – Kits Project Ideas, Projects
559.





Arduino Candygrabber I've seen a lot of ways to communicate to arduino over the net, but none of them could handle pushing back the messages from arduino to the client(you) in real time and vice versa. In this instructable you will learn how to connect to your..... Listed under: Game – Entertainment Projects, Projects
560.





Arduino Hardware PWM for stepper motor drives With our new project, JustAddSharks, we are very keen to support the development of open source control software for laser cutters. We are more than happy for people to modify our laser cutters, replace the control system with something suitably open source and then let..... Listed under: Motor Projects





561.  How to build your very own Time Fountain using Arduino We have all seen the sweet videos on the tube! You know the magical water fountains that seems to "freeze" the water droplets in mid air, or even make them go backwards! I've been fascinated by these "magical" thingamabobs for quite some while now, and a..... Listed under: Clock – Timer Projects, How To – DIY – Projects


562.  MMAE Graduate Robotics This page provides general information to students enrolled in the EML 6808 course, Analysis and Control of Robot Manipulators. Prerequisites for the course are: EML 4312C, EML 5271, or C.I. Kinematics and dynamics of multibody systems. The topics to be covered include: basic components of..... Listed under: Robotics – Automation Projects


563.  Control your motors with L293D and Arduino After long research and trial and error, I have came up to a new walkthrough regarding this nice chip, the L293D. Each project is one project and each one has its own unique power configurations, so you must be aware of the best battery choice..... Listed under: Motor Projects, Projects


564.  Barista championship brewing stopwatch • Introduction using arduino Upon the needs of the (2014) World Barista Championship Rules and Regulations, an adequate and precise time measuring is needed during the competition. These measurements are usually done by regular stopwatches with all the benefits (ease of use, common availability) and drawbacks (two stopwatches needed..... Listed under: Home Automation Projects


565.  Arduino browser based remote control (linux) We have kids. I love them to bits but they keep hiding the remote control for the satellite and TV when they put the children's channels on. After this happening on a daily basis for several years, and after my darling wife allowing me to..... Listed under: Home Automation Projects, Projects


566.  Tiich System – Prototype Final Report Introduction: Our main goal with the Tiich system is to design a teaching aid/tool which would replace the conventional whiteboard in a classroom environment. We want our system to be used as an electronic based white board, having all the written information easily be saved..... Listed under: Sensor – Transducer – Detector Projects

567.  Lilypad Arduino Rocket Ship Cape I am taking a Children and Technology course for my MLS this semester, and one of our assignments is to create a toy using the LilyPad Arduino development board. The LilyPad Arduino is used to create e-textiles that you can program to do various things..... Listed under: Home Automation Projects

568.  Web-controlled Twittering Roomba using an Arduino I wanted to see if I could operate my Roomba remotely and get it to report its status via Twitter while I was away from home. I also wanted to make the device independent of a computer. This is the solution I came up with..... Listed under: Internet – Ethernet – LAN Project Ideas, Projects, Robotics – Automation Projects


569.  DIY Arduino Nebulophone Synth I originally wanted to purchase a Nebulophone but, my El-Cheapo price range didn't like the tag. I realized that I could program my own AtMega 328 by using ArduinoISP Then I found out that if the code was Arduino compatible, why not just use the..... Listed under: How To – DIY – Projects, Phone Projects, Projects


570.  Social Alarm Clock What it is: Sometimes we want to send special messages to the ones we love but they are sleeping. Soci Alarm Clock allows you to record a message from your browser and send to your beloved's alarm clock. They just have to put it near..... Listed under: Clock – Timer Projects, Home Automation Projects

571.  Cookies adminitrator box [Electronics only] using arduino At home the cookies disappear relatively fast. ¿Why? Well, principally because of me and my father. That's why my mother and my sister have to hide some to eat them later. It's embarrassing, I know, but it's because we are like "Oh, I want to..... Listed under: Home Automation Projects


572. Arduino Fart-O-Meter OH NO! He didn't! Yes I did! My project is simple: Farting in a chair and sending the signal wirelessly to a panel that shows the intensity of the fart! Words of caution: Please do not force yourself to fart, you might shit in your..... Listed under: Metering – Instrument Projects, Projects





573.  One Touch Wardrobe using an Arduino I use Arduino Duemilanove With Motor Driver Shield Microcontroller ATmega168 Operating Voltage 5V Input Voltage (recommended) 7-12V Input Voltage (limits) 6-20V Digital I/O Pins 14 (of which 6 provide PWM output) Analog Input Pins 6 DC Current per I/O Pin 40 mA DC Current for..... Listed under: Home Automation Projects, Projects, Sensor – Transducer – Detector Projects


574.  Controlling an LED using a switch Concepts So you know what a switch is, but what can you do with it? One of the uses of a switch is to tell the controller to activate/deactivate different components. In this case we are going to use the switch to turn on and..... Listed under: LED Projects





575.  Nursery Rhyme Hat using arduino I created the Nursery Rhyme Hat for a class on youth and technology. I'm new to instructables and e-textiles, so please bear with me! This is the first time I have used the LilyPad Arduino or any kind of soft circuit technology, so my coding..... Listed under: Home Automation Projects


576.  Rainbow Mega Pong Clock using Arduino This is my take on the classic Pong clock with an RGB back light that changes every time the date is displayed. A big thanks to mrnick1234567 and his <http://www.instructables.com/id/Pong-Word-Clock/> I did want the light to change randomly through the day but it made a mess of..... Listed under: Clock – Timer Projects, Projects


577.  Artist's Machine Tutorial 1 Part One Materials needed for tutorial Working BBB, RBBB, Arduino, or other Arduino compatible (BBB shown in photos) Solderless breadboard 22 gauge solid wire for use with breadboard 3 6mm momentary switches 8 LED's, any color 8 1k resistors, (470 ohm or 220..... Listed under: Video – Camera – Imaging Projects


578.  LilyPad Arduino e-Reader Case For a youth and technology class, we were assigned the creation of an Arduino LilyPad project. I liked the idea of connecting the LilyPad project to literacy, so I chose to make a Kindle case that would play music [Hedwig's Theme from the Harry Potter..... Listed under: How To – DIY – Projects


579.  NESBot: Arduino Powered Robot beating Super Mario Bros for the NES This guide will take you through the steps to build an NES playing robot You will need: An Arduino Duemilanove (other boards will probably work, but you will have to adjust the steps for your device) Working NES Console Super Mario Bros. (Note: this must..... Listed under: Game – Entertainment Projects, Projects, Robotics – Automation Projects


580.  Arduino V-Twin Flux Capacitor I SHALL CALL HIM " PEE-WEE " Personal Electronics Entertainment With Embedded Education. Basically a project that is fun and I learn a whole lot of stuff from it. . This project started out as just a small robot so I could learn more about..... Listed under: Robotics – Automation Projects


581.  Tweeting Cat Door using an Arduino Note: to see everything on one page, please go to: www.tweetingcatdoor.com After receiving many emails requesting Instructions and Kits for building the "Tweeting Cat Door ", I decided to make a version that is stand-alone and doesn't need a computer to be run and that..... Listed under: Home Automation Projects, Internet – Ethernet – LAN Projects, Projects


582.  The Photometric Camera and the CCDs The Photometric System The photometric camera for the SDSS consists of two TDI scanning CCD arrays, one, using 30 Tektronix/SITe 2048 x 2048 CCDs in a 5 by 6 array for five-color photometry, and the other using 24 2048 x 400 chips for astrometry and..... Listed under: Video – Camera – Imaging Projects


583.  Mechanical Led Matrix Display First of all we would like to thank everybody that helped organizing the 2nd edition of Arduino Jam, and especially the Jo3ri, who supplied us with some quite cool goodies and kept us safe during the weekend. (Video will come soon!) This project is a..... Listed under: LCD Projects


584.  Simple and Impressive Business Card Printer At some point most tinkerers and makers have to take the plunge into the real world - the world of suits and dividends and business cards. Without going completely "American Psycho" on your asses: business cards are important. In many ways they are our keys..... Listed under: How To – DIY – Projects


585.  Interactive Logo using an Arduino first of all we would like to thank the organisation and especially the main sponsor, Capgemini, which made all of this possible. This project is a contribution to the first belgian Arduino Jam (2012). During the Arduino Jam 2012, me and two other colleagues put our heads together..... Listed under: LED Projects, Projects

586.  Vacuum form an Arduino If you have access to a vacuum former, or have constructed a DIY one to use, simply vacuum form a compact case to house your standalone electronics or arduino project. I made this at techshop! www.techshop.ws Step 1: Bill of materials Material to vacuum form..... Listed under: How To – DIY – Projects, Projects

587.  Scratch 4 Arduino and Cybot Control (Rover basics) I've had a couple of Cybots as well as the Tom robots for a number of years - every so often they get dragged out and tinkered with. Now is this year's turn. I have decided to try my hand at Arduino control of the..... Listed under: Robotics – Automation Projects

588.  [Arduino] Linefollower with photoresistors I built a linefollower robot that could be used in many different ways, and I summed up my project in some steps. To begin with, all you need is the following parts: Step 1: Robot frame Parts List: -Robot frame -Two wheels -Two DC motors..... Listed under: Robotics – Automation Projects, Sensor – Transducer – Detector Projects

589.  Gas Cap using an Arduino board Since you've gotten into electronics, haven't you wondered if there is a fart sensor out there? I sure did. I discovered that if you use a methane sensor, especially the MQ-4, even at very low concentrations, it reads farts. What if you combined that into..... Listed under: Game – Entertainment Projects, Home Automation Projects, Projects

590.  CrEST Let's Set Up Your Arduino and Breadboard! Yep, for real: Let's Set Up Your Arduino and Breadboard! (use the instructions here, or flip to page 12 in your book) Step one: Dig through your kit and pull out your: Arduino Wooden Base Breadboard and Jumper..... Listed under: Other Projects

591.

New animatronic Eyes: Rock On! Someone had seen Peter Penguin or my Instructables on Animatronic Penguin Torso or Animatronic Eyes, and was working on a sculpture. He wanted to animate the sculpture when someone walked into the room and asked if I could do it. I thought about it for..... Listed under: Game – Entertainment Projects
592.

Multifunction Digital Thermometer using an Arduino This instructable will show you how to create a multifunction platform with a thermometer, chronograph (count up timer), count down timer, and light display. It is also intended to be a platform for other analog sensors or any other functions you can think of. Multifunction_Digital_Thermometer.zip71..... Listed under: Projects, Temperature Measurement Projects
593.

Twitter Controlled Pet Feeder using an Arduino A great project for busy pet owners. This Twitter-Controlled pet feeder automatically dispenses food in response to activity on your Twitter account. The project is controlled by an Arduino and uses the Arduino Ethernet shield to receive data from Twitter. I hacked this automatic Pet..... Listed under: Home Automation Projects, Internet – Ethernet – LAN Projects, Projects
594.

Bedtime Board using LilyPad Arduino For a class on youth and technology, we were assigned to a project using the LilyPad Arduino, a microcontroller board for making e-textiles. I decided to make a hanging board with a starscape that would light up and play a lullaby. I used cardboard, black cotton..... Listed under: Game – Entertainment Project Ideas
595.

Singing Olaf Bag (Frozen) For my children and technology class, we were challenged to make a product using a Lilypad Arduino. I am currently obsessed with the movie Frozen, so I decided to create something using one of the most iconic characters of the movie, Olaf. I used a..... Listed under: Game – Entertainment Projects, Sound – Audio Projects
596.

Arduino MicroControllers, Card Readers, 3D Printing, GS4, Flip Camera! Episode 3 of AndroidTec, Formed by members thamind (Jon) chaostic (Lewis) & Computer Whiz (Jim) and introducing GuyCothal, who discusses about the amazing abilities of Arduino micro controller boards and how they can be used with Androids! Jason also made a guest appearance!... Listed under: CNC Machines Projects, Development Board – Kits Projects, Memory – Storage Projects, Projects, Video – Camera – Imaging Projects
597.

Randomized Arduino Drum Machine I like drum machines. However they are not always the easiest to build. I wanted one that is: A. Simple, Yet Powerful-If it uses lots of components then it is too complicated B. Sound-It's not a a drum machine if it "beeps" C. Easily Modifiable-If..... Listed under: Projects, Sound – Audio Projects
598.

Arduino Automatic Temperature& Humidity Controller for Pets Jack and Jose, a pair of beautiful hamster, has accompanied me over 100 days and nights. Their soft white fur makes me quiet and warm, especially when I coding in the winner. But the very tragic things happened in the last week. As the cold..... Listed under: Temperature Measurement Projects
599.

9 Volt battery adapter for Arduino This is super simple but very useful if you are in a hurry or just like to do things yourself and on the off chance you didn't know, this is about the easiest way to add mobile power to your Arduino. After looking at a..... Listed under: Battery Projects
600.

Touch Sensitive Audio Desk Trays- Arduino After having completed my first Arduino project (which can be found here) I wanted to try and create something that had more of a practical use. My idea behind this project was a way of aiding the visually impaired. By the end of this project..... Listed under: Sensor – Transducer – Detector Projects
601.

RGB lamp with Custom Moodlamp Library using Arduino I wanted to have an easily programmable RGB light to toss into a Jack 'O Lantern for Halloween. Who really wants a dull pumpkin in these days of pumpkin pimping madness. So I set to work building a pocket tin sized RGB lamp that could..... Listed under: Game – Entertainment Projects, LED Projects, Projects
602.

Homemade Magic Lamp Card Box using an Arduino A robot is a virtual or mechanical artificial agent. In practice, it is usually an electro-mechanical machine which is guided by computer or electronic programming, and is thus able to do tasks on its own (<http://en.wikipedia.org/wiki/Robot>). Well, today you will learn exactly how to build..... Listed under: Home Automation Project Ideas, How To – DIY – Projects, Projects
603.

High Five Camera Can I tell you a secret? I don't like handshakes. I really don't. Handshakes just make me feel dirty. It's too impersonal. It's a gesture with no soul and reeks of a corporate entity. Why must we limit ourselves to this one boring interaction? Of..... Listed under: Game – Entertainment Projects, Video – Camera – Imaging Projects
604.

Twitter Mention Mood Light using Arduino Twitter Mention Mood Light -- a mood light that alerts you when @username is mentioned on Twitter. This is a simple intro in how to control your Arduino from Twitter. If you are new to Arduino Twitter / Arduino Processing Twitter / Arduino Python Twitter..... Listed under: Internet – Ethernet – LAN Projects
605.


Arduino makes 2D Level This is a project for Arduino to make a 2D Level, aimed at beginners. Arduino draws a circle on an LED Matrix that moves around according to readings from a 2D Accelerometer. Objectives: * Learn how to draw a circle using simple Maths * Learn..... Listed under: CNC Machines Projects, LED Projects, Projects
606.


CSCE 236 Embedded Systems 1 Instructions This is a group assignment for you to work on during class. You only need to hand in one copy of this, but make sure that the names of all of your group members are on this sheet to receive credit. Complete all of..... Listed under: Other Projects
607.

Arduino Etch-A-Sketch Clock I've seen various Arduino driven Etch-A-Sketch clocks on the web , but none with instructions (is it some kind of secret? Is someone planning on making it rich in the Etch-A-Sketch Clock global market?). I've used Arduino, but never used stepper motors, real time clocks,..... Listed under: Clock – Timer Projects
608.

Blinky Fish using an Arduino Assembly instructions for an add-on board for the Arduino. **** FOR INSTRUCTIONS FOR MARCH 2013, KICKSTARTER PROJECT GO HERE <http://www.instructables.com/id/Blinky-Fish-Kickstarter-Project/> ***** It has some LED's and a button. It connects to digital pins 9-13 and ground. My hope is that this will be useful to people that want to..... Listed under: Game – Entertainment Projects, LED Projects, Projects





609.  Second degree equation solver with Arduino This instuctable is about making sort of a calculator that enables the user by using an analog 12-digit keyboard and 4 buttons to input the a,b,c variables into a equation and get the solution for it if there is any.(well if u don't know what..... Listed under: Calculator Projects, LCD Projects, Projects



610. Home Alert: Arduino + Cloud Messaging On A Large Display In the age of mobile phones, you would expect that people would be responsive to your call 24/7. Or... not. Once my wife gets home, the phone stays buried in her hand bag, or its battery is flat. We don't have a land line. Calling..... Listed under: Home Automation Projects, Internet – Ethernet – LAN Projects



611. Simple Arduino Book clock This book clock was inspired by florinc and the impresive selection of clocks like the wise clock3 etc <http://www.instructables.com/member/florinc/> My girlfriend likes reading books and there is always a pile of them around the house, however to be able to build this for her birthday..... Listed under: Clock – Timer Projects, Projects



612. DNA Melting Part 2: Lock-in Amplifier and Temperature Control In Part 2 of the DNA Melting Lab you will make revisions to allow greater control of your instrument and to reduce the effects of noise. You will add a pulse-width modulation (PWM) heater controller to enable careful control of the heating and cooling rates..... Listed under: Temperature Measurement Projects



613. Control Any Circuit With a TV Remote (and an Arduino) Most of the buttons on a remote control are never used. So why not use them to control appliances and other ele around your house. In this project, I am going to show you how to use an Arduino to decode the signal from your..... Listed under: Home Automation Projects, How To – DIY – Projects



614. ElectroFried electronic shock game using Arduino The ElectroFried is a game with a shocking fun level. ElectroFried is developed for the Global Game Jam 2011 in Antwerp in design center the winkelhaak. The Team Jekkoss/ Cinezaster decided to make a simple game based on colliding electrons. With a nasty side effect, a..... Listed under: Game – Entertainment Projects, Projects



615. Reginald: a UDP surveillance bot; control via the Internet using Arduino Reginald started from the simple, yet bold idea to control a bot from anywhere in the world with a live video feed. What I wasn't expecting was for Reginald to develop into an involved, feature rich project. With my work and money, I was able..... Listed under: Internet – Ethernet – LAN Projects, Projects, Robotics – Automation Projects



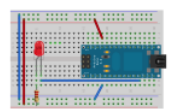
616. Hacking a Powerglove using Arduino First of all lets get this out of the way... It's so bad This is going to be showing how to hack the Nintendo Powerglove. By hack I mean tap into the flex sensors and use the buttons and d pad and add anything you want. In..... Listed under: Game – Entertainment Projects, Projects, Sensor – Transducer – Detector Projects



617. Chur-Robot Electrical Components The electrical components are the five motors and their associated circuits, the buttons, and the thermocouple. The Circuit We are controlling two stepper motors, three servos, a thermocouple, and a set of buttons using an Arduino. Our final circuit diagram looks like this:..... Listed under: Robotics – Automation Projects



618. Build a Complete AVR System and Play Mastermind using Arduino The game Mastermind has been around a long time, and I remember getting a board version with colored pegs when I was a kid. I love this game, as it is solvable simply by pure logic. One player (or a computer/microcontroller) chooses a sequence of..... Listed under: Game – Entertainment Projects, Projects



619. Sensor Arduino Lab 2013 This lab most recently revamped by Edgar Berdahl and Wendy Ju. Chris Carlson, possibly Bill Verplank, and others have likely contributed. For this lab you need your Satellite CCRMA kit, a laptop computer with Ethernet adaptor to program it, and some headphones with a mini..... Listed under: Sensor – Transducer – Detector Projects



620. Universal Remote Laser Tag Blast away your friends for hours on end with this custom laser tag system. Who needs to pay to play in an arena when you can make your very own game? Best of all, no special equipment is required, because the "guns" are regular universal..... Listed under: Game – Entertainment Projects



621. Arduino from Evil Mad Scientist ATmegaxx8 Target Board I have been making my own Arduino's on strip-board but recently bought some of the Evil Mad Scientist ATmegaxx8 Target Boards. While they weren't designed as an Arduino board they are perfect to use as they have: - places for the crystal and capacitors (XTL..... Listed under: Development Board – Kits Projects, Projects



622. Computer Controlled Aiming Method Design: The rotational motion produced by the motor is transformed into linear motion through the use of a standard 1/2"-13 threaded rod as a lead screw. To account for angular misalignments in the rod the motor is not attached to it directly, but rather through..... Listed under: CNC Machines Projects



623. Arduino based Etch A Sketch Laser Cutter In this project I take an Arduino Mini Pro connect it to a custom made Etch A Sketch panel and use it to control a Blacknose laser cutter. The result is hours of crazy laser cutting fun, which we will be taking round most of..... Listed under: CNC Machines Projects





624. Roll-A-Way Rover using an Arduino Age Group: 13 - 18 My experimental rover that I built from a Roll-A-Way alarm clock that was on clearance for \$5. It can be controlled via the numeric section of a keyboard when the serial port is connected to a computer or a Wii..... Listed under: Clock – Timer Projects, Projects, Robotics – Automation Projects


625. The Pick and Place Machine for Surface Mount Devices ¿What questions need to be resolved? ¿How to recognize the origin of the table? -- The table is the piece of the machine where you place your board, and is critical for the pick and place operation. I've thinking in a limit switch system. Will..... Listed under: Other Projects








626.  Beginner Arduino The Arduino is a pocket-sized computer (also called a "microcontroller") that you can program and use to control circuits. It interacts with the outside world through sensors, LEDs, motors, speakers... even the internet; this makes it a flexible platform for lots of creative projects. Some..... Listed under: Development Board – Kits Projects


627.  Design of small scale smart home system DESIGN OF A SMALL SCALE SMART HOME SYSTEM Gabriel Johnson and Chance Kelsoe INTRODUCTION Design of a smart home system with a LabView/Arduino interface In this project we made use of an Arduino Duemilanove and LabView to design an easy to use graphical interface to represent..... Listed under: Home Automation Projects


628.  Arduino WiFi Garage Door Opener Ever come home in the rain to find the door locked and your keys elsewhere? No? Lucky you then! For those who have had such an experience or never wish to, this project will let you open your garage door with nay but a smartphone/tablet/laptop/WiFi-thing..... Listed under: Home Automation Projects, Internet – Ethernet – LAN Projects


629.  Auduino Lo-fi Synth for Arduino Hello again. Today I'd like to show you the Auduino. That's right, the Auduino is a Lo-fi Granular Synth that works on arduino. It uses some analog pins and a digital pin. I had loads of fun making and playing with it so I'd love..... Listed under: Projects, Sound – Audio Projects


630.  Ambient Etch-a-Sketch We built a pseudo Etch-A-Sketch emulator that modifies its appearance based on the user's environment – the temperature and light conditions. Instead of only drawing horizontal and vertical lines, we can draw curved lines by changing the slope of the current line to be drawn..... Listed under: Game – Entertainment Projects


631.  The iDial – Critical Making Personal Identity Augmentation Device In this critical making project, we will be making a personal iDial, which will give you, the wearer, the ability to reflect on your personal identity in a private space, and then spatially and temporally dislocate your 'private self' into public conversation! You might be..... Listed under: Sensor – Transducer – Detector Projects


632.  Using a laser pointer and a matrix LED as a two-dimensional input device Laser Command is a game which I build using a 8x8 matrix LED and an Arduino Mini. This game was developed as a "sample" class project in S10-05833 Gadgets, Sensors and Activity Recognition in HCI. The class is taught by Scott Hudson at Carnegie Mellon..... Listed under: LED Projects


633.  Arduino Model Rocket Launcher for 3D Printed Rockets When I was a kid, I loved playing with Estes Rockets, so I decided to get back into the hobby but using all of my maker skizzls. So here's a really cool Arduino Rocket Launcher launching 3D Printed rockets from my MakerBot Rep2! Enjoy! Fully..... Listed under: Game – Entertainment Projects


634.  LED Super Mario Piranha Plant using an Arduino We are going to make an Arduino control LED Piranha Plant :) Step 1: What you'll need Arduino Uno 9 Resistors 9 LEDs - Red, Yellow, Orange is best since they need less amperage PIR sensor 9v battery arduino wall plug (you'll be cutting the connection..... Listed under: Game – Entertainment Projects, Projects

635.  THE CUBE: A 3D Vibration Jigsaw Puzzle "THE CUBE" is a 3D jigsaw puzzle, with the added feature that a puzzle piece vibrates for approximately a second when it is placed in the correct place in the puzzle. We accomplished this by building an electrical design such that a circuit delivering power..... Listed under: Game – Entertainment Projects

636.  DIY handmade Hexapod with arduino (Hexdrake) Hello, I'm David and in this instructable I'll show how I made this hexapod whose name is Hexdrake. Since I was 16 I became interested in electronic and later in robotics. After getting some level and programming skills using arduino I decided to build a..... Listed under: How To – DIY – Projects, Robotics – Automation Projects

637.  Relay Motor Control Circuit Connect the Arduino outputs with 5 volt power to the relay coils. Use a separate 9 or 12 volt battery for powering the motor. Connect the 9 or 12 volt power to the relay contacts and the motor. Be sure to avoid connecting the 9..... Listed under: Motor Projects

638.  NFC Computer Unlocker Quit pulling your hair out over incorrect passwords. Using an Arduino Leonardo and Adafruit's NFC shield, you can unlock your computer with an NFC card. The Arduino reads the NFC card's unique identifier and once it receives the correct one, it uses the Arduino Leonardo's..... Listed under: Arduino Programmer Projects, RFID - NFC projects


639.  I2C Communication With An Infrared Temperature Sensor Introduction Contents [hide] 1 Introduction 2 What You'll Need to Know 3 Things You'll Need 4 Connect the temperature sensor 5 How the Temperature Sensor Works 6 Install the External Libraries 7 Program the Microcontroller 8 Conclusion In this lab, you'll see synchronous serial communication in..... Listed under: Internet – Ethernet – LAN Project Ideas, Sensor – Transducer – Detector Project Ideas, Temperature Measurement Project Ideas

640. Arduino Mini-Shields This is a set of simple, small form-factor, mini-shields that I created almost by accident. As I made more and more of them, I realized that they could be really useful. What started out as a way to use some spare parts, turned into a..... Listed under: Development Board – Kits Projects







641.



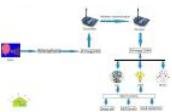
Making a program start using a switch
Connecting the Switch
To connect the switch to the Arduino, you will need the switch, two jumper wires, and a 10kΩ (brown-black-orange) resistor. Once you have all the required parts, you will need to wire the switch to the Arduino using the breadboard. NOTE: The..... Listed under: Arduino Programmer Projects
642.




ArduinoISP Bootloader/Programmer Combination Shield
I started recently to get interested in building Arduino based robots. Since it is a traumatizing process to take any creation apart, I am opting to keep mine alive and kicking. To lower the cost of this strategy it seems obvious to switch from the..... Listed under: Arduino Programmer Projects, Projects
643.




Arduino Light Following Robot Overview
This instructable will use three photoresistors (light dependent resistors) and an Arduino to control the motion of a robot. Any common robot chassis can be used for the robot. The light sensors will be mounted on the left side, right side and front of..... Listed under: Robotics – Automation Projects
644.




A wireless voice-controllable household system
Motivation top
We design a smart home control system which allow people control their home devices by voice command at home. This is a wireless, voice control system. People could control almost all the facilities at home including lights, fans or even back ground music..... Listed under: Home Automation Projects
645.




Arduino desktop application on java in LAN
Description: here we have created an java desktop application using neatbeans. this application turn on led on arduino. this application also work in your LAN. Step 1: Assigning MAC and IP to Arduino board
UPLOAD THIS PROGRAM TO ARDUINO. ALSO CHANGE YOUR MAC AND IP..... Listed under: RTOS – OS Projects
646.




Magpi: The Micro Arduino Gaming Platform Interface
Here's a retro hand-held gaming console I built with my son. It uses an Arduino micro-controller, a small LCD screen, push-buttons, a 3D printed case and home-grown "PC" board. It's really pretty easy to solder and put together. My son & I wrote two games..... Listed under: Game – Entertainment Projects
647.




Arduino Double Dice Jewelry Box w/ Secret Switch
This was a fun project. Push the red button, watch the dice " ROLL " then stop on a random roll most every time. The hart of this game is the ATMEL ATmega328P on a stand alone board. Powered by 4 AA NiMD batteries. Can you..... Listed under: Arduino Programmer Projects, Home Automation Projects, Projects, Security – Safety Projects
648.




D.I.Y Pneumatic Linear Actuators
The D.I.Y. movement has many implications for the future of creativity and commerce. The impact of inventing what one needs rather than purchasing it promises to be empowering, fun, and inspirational. In a long term effort to develop dynamic computer controlled surfaces, I began exploring..... Listed under: How To – DIY – Projects
649.




Flashing LED Top Tube Pad for your bike using Arduino
Well it's that time of year again. That's right, the sun is going down early, and it's getting hard to avoid logging some miles on your bike after dark. You likely have great lights front and rear already, but what about on the sides of..... Listed under: Car Projects, Game – Entertainment Projects, Home Automation Projects, LED Projects, Projects
650.




Sugarcube MIDI Controller
This project is a portable, Arduino-powered, grid-based MIDI controller that boots up into a variety of apps to do lots of things with sound. It has 16 backlit buttons, used as both inputs and outputs to give the controller some visual feedback. 2 potentiometers give..... Listed under: LED Projects
651.




Fun Shway Display using an Arduino
Build a nice looking LCD display with buttons for mounting on the wall. Key Features: 2 line by 24 character LCD display controlled with 4 I/O's (74HC164). Back light control of LCD. 6 Buttons connected to 1 analog pin. LM335 and LM334Z temp sensors. Adjustable..... Listed under: LCD Projects, Projects
652.




Build Your Own Sourcemeter
This is an explanation and set of building plans for a USB-powered sourcemeter with a personal computer interface. The sourcemeter uses an open-source Arduino microprocessor and the user interface uses the open-source Processing environment. The sourcemeter was designed as a homemade current-voltage (IV) tester to measure the IV..... Listed under: Metering – Instrument Projects
653.



Build a Controllable Coffee Roaster from an Air Popcorn Popper
I have a passion for coffee. I also have a passion for electrical engineering. Why not combine them? This Instructable describes how I transformed a hot air popcorn popper into a completely controllable coffee roaster! Follow these instructions to re-purpose and hack your West Bend..... Listed under: Home Automation Projects
654.



Xtreme Buzzwire-4-2 Arduino Jam project
This project is part of the Arduino Jam 2012. First of all we would like to thank the organization and especially the main sponsor, Capgemini, which made all of this possible. At the Arduino Jam, during the brainstormsession, we came with the idea to make a classic..... Listed under: Game – Entertainment Projects, Projects
655.




ESM – ExternalSerialMonitor
Sometimes I needed an external serial monitor like the Serial Monitor in the Arduino Editor, to see what is going on. So I made one. The first picture shows an example how could be it designed. For the ESM I used an Atmel Atmega328 (based..... Listed under: LCD Projects
656.


Arduino USB LOG: Made a correction/modification
Step 3 and added a picture step 5. So many Arduino users have RBBBs(Really Bare Bones Board (Arduino) or Anarduinos or Boarduinos that could use a USB interface to program and power them but don't want to spend \$15-20 for a..... Listed under: Interfacing(USB – RS232 – I2c -ISP) Projects



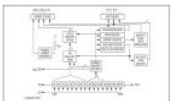
657.




Control TV functions using Analog input and Arduino Have you ever wanted to use a good old knob to control your TV volume instead of repeated button pushing? Or make it controlled by light? Do you want your remote to be replaced by an awesome arduino and let it do the hard work..... Listed under: Home Automation Projects, Projects, Radio Projects
658.




DC Motor Control Using an H-Bridge using arduino Overview In this tutorial, you'll learn how to control a DC motor's direction using an H-bridge. To reverse a DC motor, you need to be able to reverse the direction of the current in the motor. The easiest way to do this is using an..... Listed under: Motor Projects
659.




Digital Clock Introduction This design project utilizes an Arduino MEGA2560 with an ATMEGA1280-16AU microcontroller to create a digital clock. The clock will be able to save time when disconnected from power, and it can be powered from a USB connection or from the wall outlet. The clock..... Listed under: Clock – Timer Projects
660.




AVR Programming Tutorial This tutorial introduces programming for AVR microcontrollers. It uses the ATmega328p found on Arduino boards, but works with straight AVR C and a bare microcontroller. It covers the basic information you need to get started, whether or not you've used Arduino or other microcontrollers previously..... Listed under: Arduino Programmer Projects
661.




Sound Reactive LED Strip THERE MAY BE 9 STEPS BUT I PROMISE THIS ONE IS QUICK AND EASY! In this Instructable I will be showing you how to create a light reactive LED system. In this clip, I used a single color LED strip, but you you can use..... Listed under: LED Projects, Sound – Audio Projects
662.




Power your Arduino with a Hand-Cranked Battery If you've ever wanted to power your Arduino or AVR from a battery for development testing (batteries have different power delivery qualities than, say, transformed AC or even a regulated wall wart in DC) testing but were tired of going through batteries (Hey, I admit..... Listed under: Battery Projects, Projects
663.




Heat-Seeking Desk Fan (using Arduino) Summary: The following is a step by step guide on how to make a Heat-Seeking Desk Fan from an Arduino microcontroller, a computer fan, a servo, and an infrared temperature sensor. The device scans the room periodically, automatically pointing itself in the hottest direction (ideally towards..... Listed under: Home Automation Projects
664.




Proximity sensing mouse wheel scroller using Arduino List of tools: 1. Exacto 2. Arduino Nano / USB chord (Mini-B) 3. Dremel / Drill 4. Paper & Pencil 5. Sharp IR Sensor (2Y0A21 F) 6. Hot glue gun 7. Solder gun / Solder 8. A small mirror Ok so you might ask, why..... Listed under: Projects, Sensor – Transducer – Detector Projects
665.




Make a Desktop Tamagotchi One day I was sitting behind my desk at work and I got that weird need to build something, after looking around for a bit I got my eye on an LED matrix and that sparked an idea in my head : "I WANNA MAKE..... Listed under: Game – Entertainment Projects, LED Projects
666.




Twitter Enabled Text to Speech using an Arduino Let the world know what you're eating for breakfast with an 80's style vocal synthesizer! This project uses an Arduino to send your Twitter stream to a voice generator chip called the SpeakJet. The setup that I use here can also be extended to other..... Listed under: Internet – Ethernet – LAN Projects, Projects, Sound – Audio Projects
667.




Microcontrollers: The Basics Different kinds of computers are designed for different purposes. The computer at the heart of your laptop is optimized for different puprposes than the one in your phone or the one in your mouse. The simplest computers are those that are designed to take inout..... Listed under: Development Board – Kits Projects
668.




Raspberry Pirate Radio This simple hack turns your Raspberry Pi into a powerful FM transmitter! It has enough range to cover your home, DIY drive-in movie, a high school ball game, or even a bike parade (depending on the stragglers). PiFM software not only boldly enhances the capability of..... Listed under: Radio Project Ideas
669.




Arduino Lilypad Slipper Automatic Foot Massager I made a little automatic slipper foot massager with the Lilypad Arduino and some of the Lilypad Vibe Boards for the actual massager. The sensor it uses is a Lilypad Accelerometer that I'm only using as a basic tilt sensor. Essentially it detects when the..... Listed under: Home Automation Projects, Medical – Health based Projects
670.




Holiday Dreidel Light Display for Roof using Arduino This Instructable details how to build a holiday dreidel display for your roof. It uses coat hanger wire, rope light, and an Arduino controller to control a fading demo mode and a "spin" mode. In the demo mode, the symbols fade in and out, going..... Listed under: Home Automation Projects, Projects
671.





LEGO + Arduino = Brickduino (1. the LED) I know LEGO has the Mindstorms-set that probably is great, but wouldn't it be even better (and cheaper) to hack your regular bricks into your own micro controller controlled LEGO? Well I think so! I had this idea for a long time, but to many..... Listed under: Arduino LED Project Ideas
672.





John Doherty's Lab Notebook January 9, 2013 (1 hour): Met as a team after class to discuss preliminary project proposal. January 10, 2013 (2 hours): Met as a team after class to finish writing preliminary project proposal. WEEK 01 SUMMARY Accomplishments: Submitted preliminary project proposal. Weekly Work ↑ Total: 3..... Listed under: Internet – Ethernet – LAN Projects


673.  Arduino Robot V2 (Fast) Also Voice Controlled This is my second version of my arduino robot after "Build your first robot". My Second version is slightly complicated as compared to my first one but offers better features. In this instructable I'm going to show you how to build a fast robot which..... Listed under: Robotics – Automation Projects


674.  Breathalyzer Microphone using an Arduino The breathalyzer microphone is a system for the inconspicuous collection of blood-alcohol content level data sets. In other words, you can measure a person's sobriety with a device, that for all intents and purposes, looks no different than a standard microphone. This tool adds new..... Listed under: Medical – Health based Projects, Projects, Sound – Audio Projects


675.  PowerBox: The Safe AC Power Meter Introduction We designed a device that measures and graphs various aspects of AC power and acts as a computer-controlled remote switch. With the recent push for green energy and environmental friendliness, more and more people are concerned about their personal daily power usage. We developed..... Listed under: Motor Projects


676.  Make an Oscilloscope Using the SainSmart Mega2560 with the TFT LCD shield and the 3.5 "color touch screen This instructable will show you how to build a portable Touch Screen Oscilloscope for less than 40 U\$! The oscilloscope is one of the most powerful electronic instruments that is available to electronics hobbyist, experimenters, and engineers. It is mainly used to measue time-varying signals..... Listed under: LCD Projects, Medical – Health based Projects


677.  Talking Darth Vader Binary Clock In this instructable I am going to show you, how to paint a black and white image of Darth Vader and bring it to life by adding a binary clock and making it talk. If you are not a big Star Wars fan, don't worry..... Listed under: Clock – Timer Project Ideas


678.  Robot shield for Arduino Board The idea behind this post is to bring together some robot designs and trasform them in a new device with new hardware and standard software (arduino of course) and so easier to use. These robots have three things in common: a mechanical structure, the hardware..... Listed under: Projects, Robotics – Automation Projects


679.  Small DC Motor Pwm Speed Controller The photo depicts a speed controller, wired on a breadboard which allows you to vary the resistance in the potentiometer in order to, in effect, control the speed of the small DC motor. The big picture problem is creating an efficient PWM motor controller that..... Listed under: Motor Projects


680.  Capacitive Sensing + Open Frameworks + SPACEBREW This is a step-by-step on how to connect Arduino to OpenFrameworks using Spacebrew. More specifically our project focuses on the awesomeness of Capacitive Sensing to alter OF projections to create an awesome tactile experience! What the process will involve: Arduino -> Processing -> SpaceBrew ->..... Listed under: Sensor – Transducer – Detector Projects


681.  Arduino Personal Soundtrack Hoodie This was inspired by Raj's personal soundtrack shirt in Big Bang Theory S3, E16, "The Excelsior Acquisition". You can now buy them online but it's much more fun to make your own and it's possible now that buttons designed for use in electronic clothing are..... Listed under: Home Automation Projects, Projects, Sound – Audio Projects


682.  Programming an ATtiny w/ Arduino 1.0 This tutorial shows you how to program an ATtiny45, ATtiny85, ATtiny44 or ATtiny84 microcontroller using the Arduino software. These are small, cheap (\$2-3) microcontrollers that are convenient for running simple programs. The ATtiny45 and ATtiny85 have eight legs and are almost identical, except that the..... Listed under: Arduino Programmer Projects, Interfacing(USB – RS232 – I2c -ISP) Projects


683.  Charliexpixed LED Clock – Arduino One of my clocks stopped working – and it happened to be a clock my wife likes a lot. Went to the repair shop and the guy said that he didn't have the spare parts and could not repair this. So – I thought –..... Listed under: Clock – Timer Projects, LED Projects


684.  Star Jar Geiger counter triggered LED decoration using Arduino This instructable builds on top of the Geiger counter triggered LED decorations I made last year. This version powers the Geiger counter from the Arduino (itself now powered from a mains adaptor, so I no longer need to keep feeding them batteries) and the LEDs..... Listed under: Calculator Projects, Game – Entertainment Projects, Home Automation Projects, LED Projects, Projects

685.  Arduino Cat Detector SD Card Logger I used: an Arduino Uno a Parallax PIR Motion Sensor and a Sseed Studio SD Card Shield Arduino, shield, sd card, logging shield, storage, logger Check out This instructable on PIRs in case you didn't know what it is: <http://www.instructables.com/id/PIR-Motion-Sensor-Tutorial/> Step 1: Connect your PIR..... Listed under: Memory – Storage Projects, Security – Safety Projects, Sensor – Transducer – Detector Projects

686.  Physical Computing with Arduino Digital pins 1-7 are generally used as input pins and Digital pins 8-13 are used as output pins. Digital pins 9-11 can be used as analog output pins. That is, they can send they can send signal of variable voltage. 5/15/2012 Getting started with Arduino..... Listed under: Calculator Projects

687.  Pi...In A Single Digit using an Arduino Ah yes. It has been a long time since I posted an Instructable...well here goes: It has been a while since I have been otivated to write an 'ible. During this idle time I have been writing, rewriting and editing code as well as designing..... Listed under: LED Projects, Projects

688.  Printer to vinyl cutter hack Vinyl cutters are used in the sign writing industry, and are great for making stickers, signs and graphics. I would like to thank Instructable members silverjimmy and Groover for their fantastic laser cutter instructables, without which I would not of been able to complete this..... Listed under: CNC Machines Projects


689.  Auto reset stuff with Arduino Have a problem with my wireless bridge. It works for a some time then, despite it saying everything it fine, refuses to connect wirelessly. All it needs is to be turned off and on again and it works again (for a while!). I decided that..... Listed under: Internet – Ethernet – LAN Projects, Projects


690. Automatically water your small indoor plant using Arduino + pump Have you ever wanted a little plant to brighten up your desk or home, but you're afraid that you'll forget to water it? Fear no longer! Using an Arduino, a scavenged wall-wart, and a peristaltic pump, you can set up your plant to be watered..... Listed under: Home Automation Projects,








Motor Projects


691.  Solar Module This page maintains the necessary documentation (hardware & software) for recreating the Solar Hardware Module ("Solar Module") using either Arduino UNO or TI Launchpad. Prior to creating the solar module, we performed several experiments using a custom built solar panel fixture. For more information on..... Listed under: Solar energy projects


692.  Arduino Vocal Effects Box This Arduino-powered vocal effects box pitch shifts and distorts incoming audio signals to produce a wide variety of vocal effects. This project is my first experiment with real-time digital signal processing using Arduino. It samples an incoming microphone signal at a rate of about 40kHz, manipulates..... Listed under: Projects, Sound – Audio Projects


693.  Momentary Switch as Digital Sensor In many cases switches are just switches. They directly control the flow of electricity to an appliance, flashlight or mains-voltage lamp. An example of this is the switch on the wall in your living room. In many cases nowadays however, switches are digital sensors, meaning..... Listed under: Sensor – Transducer – Detector Projects


694.  Simple and reasonably accurate pedometer system Our final project for ECE 4760 provides a simple but effective exercise monitoring system of the user's walk or run. With an increase of the number of health conscious individuals hoping to remain fit, we designed a system that allows the user to keep track..... Listed under: Metering – Instrument Projects


695.  Smart Thermal + Arduino Many times we are faced with a heat containing coffee and don't know if the fluid is at the proper temperature and it is impossible to know just by looking at the bottle ended up losing time with a coffee that is cold and we..... Listed under: Temperature Measurement Projects


696.  Bacon Alarm Clock – Arduino This is a project I came up with that was inspired by my love for bacon! This is an alarm clock that is designed to wake you up with the smell of bacon. With the help of an arduino the alarm clock will already have..... Listed under: Clock – Timer Projects, Home Automation Projects


697.  Arduino-Controlled Chemical Foam Spewing Pumpkin If the thought of dozens of tricker-or-treaters in gross-out costumes knocking down your door makes you want to spew, have we got the pumpkin for you! Every time the Arduino-Controlled Chemical Foam Spewing Pumpkin encounters a trick-or-treater at your doorstep, it spews burning chemical foam..... Listed under: Game – Entertainment Project Ideas


698.  Arduino controlled webcam panner This is an instructable to show how to mount a webcam on a servo in a meccano frame and controlling it via an Arduino board. For a while now I was looking to do something more than blinking LEDs with my Arduino. This idea came..... Listed under: Internet – Ethernet – LAN Projects, Projects, Video – Camera – Imaging Projects


699.  Robotic Arm Trifecta (Science Olympiad) In the fall of 2012, we set out to construct a robotic arm for the Science Olympiad competition that would be capable of performing the required set of tasks efficiently and to perfection. This instructable will attempt to guide you through the thought processes used..... Listed under: Robotics – Automation Projects

700.  Interactive Magic Mirror with Candy Dispenser For Halloween 2012 I created an interactive Magic Mirror. The Magic Mirror has a sonar (PING))) sensor that detects when kids are are close. Then the mirror says a few random phrases and automatically drops candy to the bucket. I repurposed my Automatic Candy Dispenser from..... Listed under: Game – Entertainment Project Ideas

701.  Arduino FIO Tutorial Overview The Arduino Fio is a microcontroller board based on the ATmega328P (datasheet) runs at 3.3V and 8 MHz. It has 14 digital input/output pins (of which 6 can be used as PWM outputs), 8 analog inputs, an on-board resonator, a reset button, and holes..... Listed under: Battery Projects

702.  The Motivational Moody Workout T-Shirt using an Arduino I call this project "The Motivational Moody Workout T-Shirt" . Basically what I wanted to do was a t-shirt that makes you want to get out in the open and work out. To make that work, I sewed a LilyPad arduino onto a t-shirt and..... Listed under: Game – Entertainment Projects, Home Automation Projects, Projects

703.  Self-Balancing Robot First of all I want to apologize for my English, if you don't understand something, please, ask. I know that a self-balancing robot is not new, but when i started this project i found a lot of information, but never in the same site, i..... Listed under: Robotics – Automation Projects


704.  Interface and Application Programming My sensors have not been functioning too well with my computer, as every time I try to connect the hello.light or hello.mic boards and run python through my terminal, I either get the error "resource busy", or my computer completely freezes! Therefore, I decided to..... Listed under: Arduino Programmer Projects






Projects


721.




Build Your Own BARBOT using Arduino Ever wanted a robotic liquor server? I purchased a Lynxmotion robotic arm last year and an Arduino (deci) to play around with. I had it serial controlled with a joystick and it was a great way to start in robotics. More recently I wanted to..... Listed under: Robotics – Automation Projects
722.




Highly maneuverable search and rescue robot Finalized Prototype Shown below is the finalized prototype. The purpose of the prototype was to demonstrate the feasibility of a small, highly maneuverable search and rescue robot. As such, the completed prototype was successful. Capabilities include a ground speed of 10 inches per second, battery..... Listed under: Medical – Health based Projects, Robotics – Automation Projects
723.




How to make and use the arduino as an Isp for an ATtiny85 In this instructable I will show you how you can make your own Atting programming shield for the arduino and then use the arduino as a programmer. Usually If you don't have a shield you can do a breadboard version to program the ATtiny. (Step1)..... Listed under: Arduino Programmer Projects, Projects
724.




DIY Super Bright LED Skate Lights You might remember my first set of lights that I put on my dad's skates. Well those weren't bright enough and they were a lot of work because I didn't know how to make PCBs. In this i'ble I'll cover how to make your own..... Listed under: LED Projects
725.




Interactive LED box Project Goal The goal of this project is to create a low resolution display of graphical art that interacts with people who are handling it. My basic idea is to create such a "magic box" with a LED matrix on one side. It should be..... Listed under: LED Projects
726.




RoboDolly The Birth of RoboDolly The conception of the RoboDolly can be traced back to my senior year of high school. This aluminum ornament evolved from housing a few flashing lights to displaying a fully handmade LED matrix. The final product was awarded to my robotics..... Listed under: Robotics – Automation Project Ideas
727.




Brushless Gimbal with Arduino This is a Spring 2014 Electronics project at Pomona College created by Andreas Biekert and Jonah Grubb. Thanks to Professor Dwight Whitaker, Tony Grigsby and the Pomona Physics Department. Our goal with this project was to create a 2 axis brushless gimbal controlled solely by..... Listed under: Video – Camera – Imaging Projects
728.




Plush toy, singing with Mommy's voice This Instructables is about upgrading a plush toy to give it the ability to sing when baby presses its belly. Most importantly : it will not play a stupid pre-recorded music, but actually sing mommy's songs, with mommy's voice ! This project started with two..... Listed under: Game – Entertainment Project Ideas, Sound – Audio Project Ideas
729.




Biometric Sensing Computer Mouse In the past five weeks, we have considered and built three projects, ranging from: optical sensing, electromyography (EMG), and galvanic skin response detection. Initially, our project was using an optical sensor and EMG to detect finger movement for applications, such as: playing piano and Morse..... Listed under: Sensor – Transducer – Detector Projects
730.




BabyTrackr I found a pressure sensor matrix that we could adapt to a pressure sensor patch on the stomach of the women in labor on this webpage (see below). It gives instructions how to build a pressure sensor by using two pieces of cloth and conductive..... Listed under: Medical – Health based Projects
731.




Mechanical Bull for Dolls This mechanical bull was created as a weekend hobby. The creation process was simple and did not last more than two hours. The materials I already had at home. For those who wish to make an equal, will be a good opportunity to recycle materials..... Listed under: Game – Entertainment Project Ideas
732.




Custom Arduino Shield and Sensors Overview: This instructable will construct a series of custom sensor modules and an Arduino shield. Such modules are available from many different sources, but fans of the Instructables website would probably find satisfaction in making their own. Each module will be a set size of..... Listed under: Sensor – Transducer – Detector Projects
733.



How To Make The Easiest Breadboard Arduino-Compatible Sanguino-Equivalent Okay so the Title is indeed a bit of a mouthful lol ! Ive been needing to mess around with a desire for MORE Input/Output pins than the Arduino UNO and nowadays the UNO uses an Atmega328 microcontroller, & its limited to only about 20..... Listed under: Development Board – Kits Projects
734.




Head Mouse – Game controller or disability aid using Arduino My kids wanted to have a head controlled mouse for playing Minecraft - they wanted to move their heads and have the field of view move. I decided that was a challenge I couldn't resist, so I decided to build a movement controlled mouse using..... Listed under: Game – Entertainment Projects, Medical – Health based Projects
735.




Build Your Own Arduino Web server The Arduino Ethernet Shield is a sweet toy!!! Everybody, from the beginner who got their Arduino yesterday and hasn't slept since, to the hard core pro who learned c as a second language, can learn how to use the Ethernet Shield and have lots of..... Listed under: Arduino Programmer Projects




736.




Open source multi-channel EEG/ECG/EMG Introduction Electrodes on the skin can be used to measure muscle (electromyography, EMG) brain (electroencephalography, EEG) and heart (electrocardiogram, ECG/EKG) activity. These electrophysiological measures are popular for clinical, research and hobbyist applications (such as brain computer interfaces). Most commercial systems are “medical grade” – these..... Listed under: Sensor – Transducer – Detector Project Ideas
737.




Connect 4 Binary Clock using an Arduino Welcome ladies and gents! As an entrepreneur, I'm always looking for great projects to share. Myself and two other classmates recently put together a project for our Master's of Engineering program in Technical Entrepreneurship, and we're thrilled to share our vision with you. Remember that..... Listed under: Clock – Timer Projects, Projects
738.




Speech-controlled Game Boy Advance using arduino This is a project I worked on for my electronics class at Pomona College. Thanks to Professor Dwight Whitaker and Tony Grigsby for their help and guidance throughout this project, and credit to Jonathan Wong for the idea for this project! Also, here's a list..... Listed under: Game – Entertainment Projects
739.




Sign Language Translator using Arduino First of all, this project is not finished. We're still trying to improve and fix some problems. Right now, we're only able to translate letters from "A" to "E". The program still have problems while identificating those letters, the values for each of them match..... Listed under: Other Projects, Projects
740.




AC Dimmer Circuit: 46 Green wire is zero_cross signal, goes to Arduino digital pin 2 in. Yellow wire is light dimming signal, comes from Arduino digital pin 11. The LED on board should dim or fade along with the AC light source. Fading will not work until AC power..... Listed under: Interfacing(USB – RS232 – I2c -ISP) Projects
741.




Extra inputs for Arduino with a keyboard The Arduino is perhaps the coolest thing on earth. There are many types, the Uno, the Mega, the Pro, the Pro Mini, etc. etc. But one thing that often can be a problem is that you only have a limited number of inputs and outputs..... Listed under: Game – Entertainment Projects, Interfacing(USB – RS232 – I2c -ISP) Projects
742.




Motion Sensing Digital Camera & Alarm using Arduino Welcome to my instructable on how to make an Arduino-controlled motion sensing camera and alarm! The motivation behind this project, which I worked on in my electronics class at Pomona College, was the need to keep away varmints (particularly raccoons) that were digging up my..... Listed under: Sensor – Transducer – Detector Projects, Video – Camera – Imaging Projects
743.




Easy Electronics Organization using Arduino Like many other electronic enthusiasts I need to have a constant supply of materials in order for us to keep building, hacking, or just playing around with electronics. However as probably any of us have come to realize we need a lot of space and..... Listed under: Home Automation Projects
744.




A Planar 2-DOF Haptic Device for Exploring Gravitational Fields For our project, we built a planar, 2 degree-of-freedom haptic device for educational use. The design is based on a 5-bar mechanism. We wanted to build a device that would have the versatility to teach various concepts, but would still be relatively affordable (as the..... Listed under: Sensor – Transducer – Detector Projects
745.




X-Track – Wireless music visualization and tracker X-Track is a prototype wireless device which connects you to the music, by providing entertainment with its bright beat-synched LEDs and tracking your moves so that you can later learn how much you enjoyed the night, and which parts were especially moving you. Remote wireless..... Listed under: Sound – Audio Project Ideas
746.




Make a Musical Bench using Arduino The Musical Bench is an exhibit which makes music when people touch, kiss, or hold hands. It uses a micro-controller to detect changes in resistance, via the copper armrests, and plays high or low notes depending on how much current flows through you and a..... Listed under: Sound – Audio Projects
747.




Portable Haptics System Hardware Mobile Phone There is a wide selection of mobile phones on the market. For our development, we chose Nokia 6210 Navigator due to its ability to run Java, accompanied by Bluetooth communication, and its small form factor. The phone mainly acts as a remote control..... Listed under: Sensor – Transducer – Detector Projects
748.



Robo-Mobile – A Homemade Bluetooth Robot using arduino Background This robot is one I built to learn. Before this project I did get my feet wet with a few small scale Arduino projects like an ultrasonic robot, (that would move backwards until it was a certain distance away from the wall,) and I..... Listed under: Robotics – Automation Projects
749.



Knockdown Warning Indicator (Redux) This week I continued developing a device that warns of the potential of a knockdown – the process by which an over-canvassed sailing ship is lain over on her beam-ends during a squall. The potential for sinking at this point is high, especially if there..... Listed under: Security – Safety Projects, Sensor – Transducer – Detector Projects
750.



Smartphone controlled Arduino tank using Annikken Andee Hi guys, I am Robin, one of the developers of Annikken Andee. Just a few weeks back we were invited to be a part of Arduino Day Singapore 2014. On the day of the event, we showcased a missile-firing lego-crushing smartphone controlled Tank built using..... Listed under: Phone Projects



751. Bitcoin Price Ticker (almost) from scratch using Arduino as ISP Hello everyone! I decided to create this tutorial on how to make a Bitcoin Price Ticker. Well, this is only a prototype and I will make a smaller edition with a more pleasant design and some other features at a later time. However, this serves..... Listed under: Internet – Ethernet – LAN Projects



752. Passive Sensors – Detecting Light and Motion Equipment: Arduino UNO microcomputer, PC with Arduino IDE installed, and a USB cable. CdS PhotoSensitive Resistor(s), 10K Ohm Resistor, and Parallax PIR Motion Sensor Passive sensors detect some physical phenomena and provide some amount of information about it that can be used for action..... Listed under: Sensor – Transducer – Detector Project Ideas




753. Machine Design The assignmente for this week is to automate the machine assembled two weeks ago. For this Roxanna milled the Arduino's shield for controlling the steppers, but Alejandro found that we haven't all the components for stuffing, specially the A3982 - stepper motor driver, so as..... Listed under: How To – DIY – Projects



754. Tracking Cat Eyes via Kinect using Arduino This instructable was made as part of the CS graduate course "Tangible Interactive Computing" at the University of Maryland, College Park taught by Professor Jon Froehlich. The course focused on exploring the materiality of interactive computing and, in the words of MIT Professor Hiroshii Ishii,..... Listed under: Game – Entertainment Projects



755. Simon Game High Level Description: For part 3 of the lab, our group decided to build a “Simon” game. Our game setup uses 3 buttons and 4 LEDs. Each button corresponds to one LED and the 4th LED is used to indicate an error. The game starts..... Listed under: Game – Entertainment Projects



756. Musical Exercise: Workout Shirt MP3 Player Powered by Exercise using Arduino People love listening to music while exercising. Music provides the motivation needed for individuals to keep exerting energy and get in shape. So, because people enjoy listening to music while exercising, what if an MP3 player only played an individual's music while they are active?..... Listed under: Game – Entertainment Projects, Sound – Audio Projects




757. ANDROID BASED ROBOTICS While the field of robotics is continuously expanding at a remarkable rate and better performing robots are created every year, robotics still remains out of reach for many students and researchers. The main reasons for this difficulty are the high complexity of the hardware and..... Listed under: Robotics – Automation Projects



758. Bird Feeder Monitor using Arduino This is a project to monitor the number of birds that visit my bird feeder, as well as record the amount of time spent feeding. I used an Arduino Yún and a capacitive touch sensor, Adafruit CAP1188, to detect and record the birds feeding. On..... Listed under: Home Automation Projects



759. 5x5x5 LED Cube – Orientation Independent 3D Display Introduction Our project, in one sentence, is an orientation independent 3D LED display. We were inspired by various videos on youtube of similar cubes but also by the idea of creating an interactive 3-dimensional display. We built a 5x5x5 LED cube display and controller..... Listed under: LED Projects



760. Talking Arduino Heart Rate Monitor My partner and I wanted to make heart rate monitor that does more than simply measure a user's heart rate. Our heart rate monitor talks! Each button gives a verbal description of its functionality and makes the measurements visible on the screen. This monitor will..... Listed under: Medical – Health based Projects



761. SoundBox Group #1 Avneesh Sarwate (asarwate@) John Subosits (subosits@) Joe Turchiano (jturchia@) Kuni Nagakura (nagakura@) Yaared Al-Mehairi (kylal@) Ideas and Sketches Squat Coach – Detects the depth of your squats and assesses your form. Flex sensor is positioned to run up the back of knee..... Listed under: Sound – Audio Projects



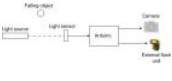
762. Digital I/O with Arduino Boards Readings in Physical Computing Ch 6. pgs 87-136 (this week and next week) Ch 7: Serial Communication [137-143; 149-150; 153-161] Before the lab You should have already successfully installed the Arduino environment on your laptop, built the LED circuit, and successfully load/run the “blink” program to..... Listed under: Development Board – Kits Projects



763. The Creepy Doll using Arduino Here at Mikamai, we often organise events and hackathons. After the last hackathon, someone left an old doll, and it was kinda creepy... so why not make it even creepier? I decided to put two red LEDs instead of the eyes, and a vibration sensor..... Listed under: Game – Entertainment Projects




764. Capture the image of a falling object The aim of this project is to create a setup to capture the image of a falling object or any object in motion at a precise time using a DSLR and Arduino microcontroller. It can be done in many different ways, but the method I..... Listed under: Video – Camera – Imaging Projects




765. Catchin’ time using Arduino This tutorial will show you how to build an interactive toy for children. This toy wants to give a boost to children to move and play with friends at home or in a park, instead of watching TV and playing videogames. Catchin' time is a..... Listed under: Game – Entertainment Projects




766.




Sleep n’ Tweet Step 1: The Sleep n’ Tweet Now I am lucky enough to work at the greatest company in the world as a University of Waterloo, co-op student. It might not even be a company you’ve heard of yet. They’re named Upverter and we are trying..... Listed under: Home Automation Projects, Internet – Ethernet – LAN Projects
767.




Password access with arduino ~~ The complete kit for this tutorial is now for sale at www.razvantech.com Get one! ~~ This instructable will show you how to make a pass-code lock system using the Arduino Mega board. Whenyou type the right code, an LED lights up an the servo..... Listed under: Security – Safety Projects
768.




Make your pet dishes tweet You give your pets everything: Food, water, a home, toys, and love. Why not give them a twitter account? This project allows you to monitor your pets' eating habits and receive alerts when their supplies are low. It's also a cute, fun way to learn..... Listed under: Internet – Ethernet – LAN Projects
769.




Animatronic Green-Winged Macaw Papercraft Hello everybody! This macaw was part of a work of biology at the college of my daughter, who was attempting to educate people not to buy wild animals. This beautiful animal, natural tropical forests of South America, is highly coveted by smugglers. In captivity, unlikely..... Listed under: Game – Entertainment Projects
770.




AlarmingTweet This project will add tweeting capabilities to the GE 45142 Choice-Alert Wireless Control Center Alarm system. The alarm system allows you to connect up to 16 different sensors across 4 zones and with the addition of the Arduino powered AlarmingTweet you can enable it to..... Listed under: Interfacing(USB – RS232 – I2c -ISP) Projects
771.




Maze Solving Robot In this instructable I will be showing you how to build a maze solving robot. This is actually my 3rd attempt at making one. The first was a complete failure. The second was alright at finding the end of the maze, but it could not..... Listed under: Robotics – Automation Projects
772.




USB Mouse Made Out Of A Wii Nunchuck This instructable will describe how to convert a Nintendo Wii Nunchuck controller into a USB 2-button mouse using a Teensy USB. The Teensy USB is a very user-friendly development board that can be programmed in an Arduino environment. The Teensy USB development board and necessary..... Listed under: Interfacing(USB – RS232 – I2c -ISP) Projects
773.




Reddit Controller, USB Upvote/Downvote button Not too long ago I saw the “Awesome Button” video on the Make Magazine podcast. In the video Matt Richardson shows how you can take a Teensy development board and turn it into a simple USB keyboard. In his example everytime a button is pressed..... Listed under: Interfacing(USB – RS232 – I2c -ISP) Projects
774.




Electric Turtle Robot Be sure to check out my new instructable , the 'little Tank'! Really nice tracked design complete with cut files! update: I've had so much response on this instructable, thanks to all. If you end up making one, please let me know! I'd love to..... Listed under: Robotics – Automation Projects
775.




LED Microcontroller Debug Module When it comes to debugging a microcontroller circuit, there aren't a lot of simple options. Since a microcontroller circuit might have multiple things going on at the same time, measuring voltages with a DMM isn't an option. Using an computerized In-Circuit-Debugger solution is expensive and..... Listed under: Development Board – Kits Projects, LED Projects
776.




Wise Clock 3 – Arduino-based geeky alarm clock Wise Clock 3 is an open-source, highly hackable geeky clock that shows a lot more than the time. Its main function is to display user-editable quotations retrieved from an SD card (like those used in photo cameras). In addition, Wise Clock 3 can show the..... Listed under: Clock – Timer Projects
777.




Giant Leaf Planetarium Have you ever wanted a mini-planetarium for your room? Well now you can! This instructable will help you create a fairly portable planetarium leaf that you can put over a bed, a couch, or anywhere else in your house. All you need is an IKEA..... Listed under: Game – Entertainment Projects
778.




ArduRoller balance bot Caveat Emptor: (I don't want to put you off building one but I also don't want you to be disappointed.) This Instructable is now 2 years old. Many of the parts it uses are out of date (there's no drop-in replacement for the now-discontinued gyro,..... Listed under: Robotics – Automation Project Ideas
779.




Universal Gripper – Syringe Powered The “universal gripper” developed by researchers from Cornell University, the University of Chicago, and iRobot inspired me to create my own version. The YouTube video is quite impressive. The gripper can form around very asymmetrical and smooth shapes and still pick up the object. I..... Listed under: Robotics – Automation Projects
780.




The Touch module – a robotic dog toy The idea was to invent an Arduino-based, robotic toy that my dog could interact and play with. One that could record scores, automatically deliver treats, and grow more advanced as the dog learns to play with it. I wanted to find a task to test..... Listed under: Robotics – Automation Project Ideas
781.




Arduino Project Board The Arduino Project Board is basically a board to transer your ATMEGA168/328 to when you have completed your project and no longer need to use the Arduino as a development board. Simply transfer the programmed chip from the Arduino board to the Arduino project board..... Listed under: Development Board – Kits Projects

- 


782.

Turn your Arduino Uno into an USB-HID-Mididevice While building an Arduino Uno based Midi-Controller for Ableton Live, I came across the HIDUINO project (<http://code.google.com/p/hiduino/>). It allows you to turn your Arduino Uno (or any other device using an AVR-USB chipset like the 8u2) into a driverless HID/Midi device. It's much..... Listed under: Interfacing(USB – RS232 – I2c -ISP) Projects, Sound – Audio Projects
- 


783.

Rave Rover – Mobile Dance Stage Rave Rover was designed and built to be a portable dance platform for parties, raves, and any other trouble we can get into! I will go into as much detail as I can explaining the entire build process, and where to find parts and other..... Listed under: Game – Entertainment Projects
- 


784.

How to hack EEG toys with arduino i had heard a few years back about the ability of hooking up toy EEGs so you can interface them with your computer. I was reminded of this for a project i wanted to do for a class (instructable coming soon ;-)), and i also..... Listed under: Game – Entertainment Projects
- 


785.

Building a Portal Turret with motion controlled audio and lighting In this Instructable I'm going to show you how I went about building my very own life size talking Portal Turret from start to finish. This is a fairly in depth project that will cover every stage of construction and all the techniques I used..... Listed under: Sound – Audio Projects
- 


786.

Pan/Tilt Motion System for Control Education Pan/Tilt Motion System for Control Education Ricardo G. Sanfelice, University of Arizona Project supported by Mathworks Website developed by Colin Lasharr, University of Arizona Contents Introduction Instructions for Building the System Installation Instructions The Arduino Board Simulink Initial Parameter Identification System Identification for Zenith..... Listed under: Arduino Programmer Projects
- 


787.

Hack the Nabaztag using Arduino This is a Nabaztag - Armenian, apparently, for "hare". It's an adorable bunny rabbit packed with sensors and communication devices.... completely unusable. There's people who wrote some interesting software to hack it, and I applaud them: however, I could never actually get my..... Listed under: Game – Entertainment Projects, Robotics – Automation Projects
- 


788.

DIY Parking Sonsor using Arduino The last time I was home visiting my parents I noticed bumper imprints caused by my mother suburban on the stairs leading up from the garage. Their garage it turns out is just barely long enough to fit their gigantic vehicles. So I decided it..... Listed under: Car Projects, How To – DIY – Projects, Sensor – Transducer – Detector Projects
- 


789.

Using Mozzi Library with 5 potentiometers using arduino Getting Started The goal of this project was to create filters and controls to that can manipulate sound that is being generated through an Arduino. Normally Arduino can only generate simple tones that are not useful if you are trying to achieve complex sounds and..... Listed under: Metering – Instrument Projects
- 


790.

Arduino Quilting Machine The Arduino Quilting Machine combines the mechanics of a sewing machine, CNC technology and Arduino as an operating system. The project is designed to translate a vector file from a computer into G-code and subsequently into Arduino language which then moves the machine. The project..... Listed under: CNC Machines Projects
- 


791.

Diy Xbox wireless controller adapter for Pc This instructable will go over the steps to connect a RF module from an RROD xbox to your computer so you can use a wireless controller with your computer. *****DISCLAIMER***** DONT TRY THIS IF YOU DONT HAVE ANY EXPERIENCE WITH ELECTRONICS/SOLDERING OR COMPUTERS IM NOT..... Listed under: How To – DIY – Projects, Internet – Ethernet – LAN Projects
- 


792.

Make a digital “meow” from analog clock using arduino Is your analog clock just not doing enough stuff? Want to do digital things with an analog clock? This tutorial will show you how to make a Kit Cat Clock play a “meow” sound clip, at precise time intervals, using the Atmega 328P-PU via the..... Listed under: Clock – Timer Projects, Home Automation Projects
- 


793.

DIY Telepresence Documentation This is the documentation page for the Spring 2012 DIY Telepresence project. Here you will find schematics, software, and guides for the robot. The goal of the project was to design a low-cost, easy to build telepresence robot. Some of the features include: Segway based..... Listed under: Robotics – Automation Projects
- 


794.

Total Recall- Arduino Simon Says on steroids Total Recall is a Simon based game for the Arduino. Your basic Arduino Simon Game consists of 4 buttons, 4 LEDs, an Arduino, some code and maybe a speaker and sound effects. Total Recall takes things a step further by adding an LCD display and..... Listed under: Game – Entertainment Projects, Projects
- 


795.

Voice Activated LED Lighting with Arduino This project is an extension to the Speech Recognition with Arduino by leandro4b (<http://www.instructables.com/id/Speech-Recognition...>). However, instead of using 3 separate colored LEDs, I used a multicolor 4-channel RGBW LED Emitter. I had the opportunity of working at LED Engin last summer, which is why I..... Listed under: LED Projects
- 

796.

The Wondrous Weather Cube We created an Internet-enabled companion cube for your computer, which displays different kinds of information by glowing red or green. Depending on its orientation, and which labeled face is oriented upwards, our companion cube displays either stock readings of the NASDAQ or the outside temperature..... Listed under: Home Automation Projects
- 


797.

Laser Pointer Switch using arduino This instructable will detail how to make a switch that uses an arduino to sample light. When the light sample reaches a threshold it will trigger a relay that can be used to turn on/off a small appliance (light, radio, fan, etc...) The parts for..... Listed under: Home Automation Projects, Interfacing(USB – RS232 – I2c -ISP) Projects
- 

798.

FabECG: a simple electrocardiogram board Technologies for rudimentary physiological sensing are getting cheaper and easier to implement. Consider, for instance, these non-contact sensors from UCSD which can be used to take an EEG through hair or an ECG through a T-shirt! One can even make a simple oscilloscope to digitize,..... Listed under: Medical – Health based Projects



799.  Arduino controlled Rotary Stewart Platform This instructable is about building a Rotary Stewart Platform. It allows to position its moving platform in six degrees of freedom. This specific platform is designed to be able to position a DSLR or any other digital camera. This version of Stewart Platform uses instead..... Listed under: Video – Camera – Imaging Projects

800. DC motors Relays Let's get the math over right off the bat. There are a LOT of attempts to describe how Ohm's Law works, each one nerdier than the last. Here' one I like. Warning: SFWBN (safe for work but nerdy). V = voltage measured in volts -..... Listed under: Motor Projects



Previous **1** **2** **3** **4** **5** **Next**

