



HOME

ARDUINO PROJECTS

TOOLS

E-BOOKS

TUTORIALS

BLOG

NEWS & UPDATES

CONTACT US

ter has highest efficiency » Head Mouse – Game controller or disability aid using Arduino » Beyond the Arduino IDE: AVR USART Serial » Build Your Own Ardu

You Are Here: Home » Arduino Project List

Arduino Project List

Note: If you want to download list of arduino projects in PDF format, please visit:

[Arduino Projects PDF](#)

New Filterable Project

Old Simple Project

1. [Make A Digital Clock From Scratch using arduino](#)
2. [Code generator for custom Android or Arduino menus](#)
3. [Network Time Protocol \(NTP\) Client using Arduino](#)
4. [Build Your Own Arduino Web server](#)
5. [Arduino and L293D Robot \(Part 1 \)](#)
6. [Mechanical Led Matrix Display](#)

Search here ...


SEARCH

Popular

Recent

Comments

Tags



Sound Localization using Arduino


May 09, 2013



Wii Nunchuk Controlled Model Train using Arduino

October 21, 2014

7. [Accelerometer powered LED dress](#)
8. [STEAMPUNK STEAM GAUGE, POWERED BY ARDUINO](#)
9. [Breathalyzer Microphone using an Arduino](#)
10. [DIY Arduino FM Radio \(Part 2\)](#)
11. [Extra inputs for Arduino with a keyboard](#)
12. [Arduino Digital 7-Segment Thermometer](#)
13. [Secret Compartment Chess Set](#)
14. [Arduino temperature controlled PC Fan](#)
15. [My Arduino Ping Display Robot](#)
16. [The Arduino Internet Gizmo](#)
17. [Capture the image of a falling object](#)
18. [Augmenting Plant Behavior Through Robotics using Arduino](#)
19. [Homemade Magic Lamp Card Box using an Arduino](#)
20. [Theremin Toy using Arduino](#)
21. [Discreet Data Logger using Arduino](#)
22. [Control Servo with Light using Arduino](#)
23. [Machine Design](#)
24. [Animatronic Eyes and Wii Nunchuck Part 2 using Arduino](#)
25. [Auduino Lo-fi Synth for Arduino](#)
26. [3D Printed Arduino Controlled Eggbot/Spherepot](#)
27. [Hookup an LCD to an Arduino in 6 seconds with 3, not 6 pins](#)
28. [Arduino Waveform Generator Shield](#)
29. [Hacked roomba and arduino snowballs into a Eurobot 2013 entry](#)
30. [Garage Door Opener with iphone using Arduino](#)
31. [MP3 Interface for Arduino](#)
32. [Hacked Pan and Tilt Camera Mount](#)
33. [ATtiny85 POV Display using arduino](#)



Beginners guide to building Arduino robots with Bluetooth and Android

March 21, 2013



Audio Input using an Arduino Board

March 28, 2013



Make A Digital Clock From Scratch using arduino

April 11, 2013



Arduino Projects by Application



Arduino Battery Projects



Calculator Projects



Arduino Video - Camera - Imaging Projects



Arduino Car Projects



Clock - Timer Projects

34. [Input Pullup Serial using Arduino](#)
35. [Easy 4×6 LED Matrix, Arduino!](#)
36. [Self-Contained 7x7x7 LED Cube using Arduino](#)
37. [SPaying tones on Multiple outputs using the tone\(\) function with Arduino](#)
38. [“12 Thumbs” R/C LEGO Dragster](#)
39. [Arduino browser based remote control \(linux\)](#)
40. [Traffic Signal / Stop Light Wiring with Arduino Controller](#)
41. [Building a Portal Turret with motion controlled audio and lighting](#)
42. [Self-Watering Plant using an Arduino](#)
43. [Make a digital “meow” from analog clock using arduino](#)
44. [Arduino Chicken Coop Controller](#)
45. [Capacitive-Touch Arduino Keyboard Piano](#)
46. [Programmable auto filter interface for C64 using Arduino](#)
47. [Data Logger Project using an Arduino](#)
48. [Nintendo Keyless Entry System using an Arduino](#)
49. [Control Fluorescent Lights with a Laser Pointer and an Arduino](#)
50. [Arduino Street Traffic Light – Breadboard Edition](#)
51. [Cheap working homemade arduino joystick](#)
52. [Pong Playing Flexible Screen on a Shirt](#)
53. [48×8 SCROLLING MATRIX LED DISPLAY USING ARDUINO CONTROLLER](#)
54. [Arduino Bluetooth Serial Connections](#)
55. [Easy Electronics Organization using Arduino](#)
56. [making art interactive](#)
57. [Psycho Scooter Scramble using an Arduino](#)
58. [An 8-Bit Waterfall using Arduino](#)
59. [SYNTHDUINO](#)
60. [Make your own TV ambilight using Arduino](#)



CNC Machines Projects



Development Board – Kits
Projects



How To – DIY – Projects



Game – Entertainment Projects



GPS Based Projects



Home Automation Projects



Interfacing(USB – RS232 – I2c –
ISP) Projects



Internet – Ethernet – LAN
Projects



Arduino LCD Projects



Arduino LED Projects



Medical – Health based Projects















Memory – Storage Projects



Metering – Instrument Projects

61. [Arduino Color Sensor](#)
62. [Yogy – The Arduino Powered Robot Made For Kids](#)
63. [LED Flipbookit: full color and brightness control with an Arduino](#)
64. [DIY FSK RFID Reader using Arduino](#)
65. [Building a Sentry Gun with Laser Trip Wire System and Arduino](#)
66. [How to make a XY-plotter with Makeblock](#)
67. [The Traveling Geocache using Arduino](#)
68. [Program your Arduino with an Android device](#)
69. [Arduino or Twitter Mets Apple](#)
70. [FaceBooth – One button to facebook photobooth](#)
71. [An Arduino real time clock shield](#)
72. [How to make A light-up distance sensor](#)
73. [Twittering Laser Tripwire with Webcam Capture using Arduino](#)
74. [Froggy World 3 The Seesaw](#)
75. [Arduino theremin like musical instrument](#)
76. [How to turn inkjet printer to print on Coffee using Arduino](#)
77. [True Analog Audio Volume Control using Arduino](#)
78. [DIY Arduino Remote Control and Lego RC Vehicle!!](#)
79. [Dogduino:The Automatic Dog Feeder using Arduino](#)
80. [My Arduino In Circuit Programmer](#)
81. [Knock Block using an Arduino board](#)
82. [DIY Arduino Motor Shield](#)
83. [Quantifying Access to your Mind using Arduino](#)
84. [Fart Operated Random Channel TV Remote using an Arduino](#)
85. [BLDC Motor Control with Arduino](#)
86. [Simple Arduino L.E.D Police Lights](#)
87. [Arduino BiCMOS Curve Tracer](#)

-  [Arduino Motor Projects](#)
-  [Other Projects](#)
-  [Phone Projects](#)
-  [Arduino PWM Projects](#)
-  [Radio Projects](#)
-  [Arduino RFID Projects](#)
-  [Robotics – Automation Projects](#)
-  [RTOS Arduino RTOS – OS Projects](#)
-  [Security – Safety Projects](#)
-  [Sensor – Transducer – Detector Projects](#)
-  [Sound – Audio Projects](#)
-  [Temperature Measurement Projects](#)

88. [Web Client using Arduino](#)
89. [A Voice Shield for Arduino Board](#)
90. [Arduino GPS Tracking System](#)
91. [Make Wired Robotic Arm Edge to “Wireless” with DIY Arduino and XBee](#)
92. [Arduino MicroControllers, Card Readers, 3D Printing, GS4, Flip Camera!](#)
93. [Occupational Therapy Dexterity/Cognitive Aid](#)
94. [Speech Synthesizer using Arduino](#)
95. [Simple Arduino Book clock](#)
96. [Autonomous Paintball Sentry Gun using Arduino](#)
97. [GoFly – paragliding/hangliding/gliding altimeter-variometer from Your car navigation using Arduino](#)
98. [Combo Blocks using an Arduino](#)
99. [Pneumatic Inverted Pendulum](#)
100. [Arduino Beginner and Basic Electronics Kit Primer](#)
101. [Control Android mobile by an Apple Remote using Arduino](#)
102. [Daft Punk Coffee Table 5×5 LED Matrix using an Arduino](#)
103. [1 LED Game with Arduino Uno and an RGB LED](#)
104. [Analog reading box using an Arduino](#)
105. [Arduino powered Solar Battery Charger](#)
106. [Connecting Arduino LCD Display Code](#)
107. [Critter Twitter Trap using Arduino](#)
108. [Arduino RFID Door Lock](#)
109. [Arduino: Electrical Engineering Basics](#)
110. [Desktop Fist Bumper using arduino](#)
111. [Boot Bot Arduino Bootload Shield](#)
112. [Arduino Controlled Lego Lighthouse](#)
113. [Arduino-controlled, Aluminum Archangel Costume Wings](#)

114. [Interfacing Electronic Circuits to Arduinos](#)
115. [ANDROID BASED ROBOTICS](#)
116. [Arduino Powered Nixie Tubes: ArduiNIX Nixie driver shield assembly](#)
117. [Password access with arduino](#)
118. [Arduino Voltmeter Code](#)
119. [Easily control your iPod using Arduino](#)
120. [Candy Tossin Coffin using an Arduino](#)
121. [Arduino 7 segment Displays Digital Clock With Charlieplexing LEDs](#)
122. [Arduino controlled webcam panner](#)
123. [Binary/ Analog Clock](#)
124. [Universal Gripper – Syringe Powered](#)
125. [Arduino 4x4x4 LED Cube](#)
126. [Capture the image of a falling object using Arduino](#)
127. [Arduino Basic Wifi Project using ESP8266 wifi module](#)
128. [Reginald: a UDP surveillance bot; control via the Internet using Arduino](#)
129. [Tissue Box Guitar – Light Strings using Arduino](#)
130. [Arduino LCD Metronome](#)
131. [Arduino Vocal Effects Box](#)
132. [Hacking my RC Car using Arduino and Android Smart Phone](#)
133. [Capacitive Touch Arduino Lamp](#)
134. [Small form factor DIY Arduino on stripboard](#)
135. [Hear your plant make music! – Ethernet version](#)
136. [Lite Brite LED clock using an Arduino](#)
137. [Arduino mood lighting](#)
138. [Google Weather on graphical display with Arduino](#)
139. [Arduino Powerd, RGB + White LED, Bluetooth controllable, Floor lamp](#)
140. [Remote controlled webcam using Arduino](#)

141. [RFID cat door using Arduino](#)
142. [Ping Organ using an Arduino](#)
143. [How to Control arduino by bluetooth from PC](#)
144. [RGB LED Strip Circuit with Arduino](#)
145. [PS/2 Keyboard Or Mouse using Arduino](#)
146. [Reaction Time Tester using an Arduino](#)
147. [\[Arduino\] Linefollower with photoresistors](#)
148. [Arduino Alphabet](#)
149. [Arduino ATtiny2313 Programming Shield](#)
150. [Auto Fish Feeder using Arduino](#)
151. [Washing machine countdown timer using Arduino](#)
152. [Arduino Keyboard Message Code](#)
153. [Gyro Camera for Motorcycle using Arduino](#)
154. [Using Mozzi Library with 5 potentiometers using arduino](#)
155. [Audio VU meter with Extra wide Dynamic Range 69 dB using Arduino](#)
156. [Arduino + fischertechnik TX-C – Connecting I2C True Colour Sensor](#)
157. [Alarm Clock with Tetris to Prove You're Awake using Arduino](#)
158. [Bike Dashboard](#)
159. [ARDUINO Laser 3D Tracking or Range Finder](#)
160. [ASCII Table using Arduino](#)
161. [Pitch follower using the tone\(\) function using Arduino](#)
162. [LED Matrix with Game Controller using an Arduino](#)
163. [Trinity Assembly](#)
164. [Reaction Timer using an Arduino](#)
165. [Wii Nunchuck Arduino Spirit Level](#)
166. [Connect the arduino and make the speaker play](#)
167. [Learn how to use 7-Segment LED Display using Arduino](#)

168. [Paperduino 2.0 with Circuit Scribe – Paper Arduino](#)
169. [Bubblesteen Bubble Machine using an Arduino](#)
170. [Automatic blind hooked up to existing projector screen using Arduino](#)
171. [Chicken Light Timer using an Arduino](#)
172. [The iButton garage-door opener using an Arduino](#)
173. [Building an Open Archival Scanning Robot Using Python and Arduino](#)
174. [Arduino Solar Tracker](#)
175. [Battery Reconditioner using an Arduino](#)
176. [Pixel Drop Ceiling using Arduino](#)
177. [Arduino Police Strobe Light Code](#)
178. [Midi Light Show using Arduino](#)
179. [Arduino makes 2D Level](#)
180. [Arduino wall avoiding robot](#)
181. [AC Arduino dimming circuit](#)
182. [Appliance Remote Control using Arduino](#)
183. [Make Voice Call using Arduino](#)
184. [Interactive Arduino Powered Coffee Table](#)
185. [Arduino Time & Temp Display Shield](#)
186. [Interactive LED Lab Coat using Arduino](#)
187. [Arduino Controlled Catapult](#)
188. [Fading using an Arduino](#)
189. [Connect A 16×2 LCD Display To An Arduino](#)
190. [Arduino Servo Basic Code](#)
191. [Papercraft Automata Race Game littleBits Circuit using Arduino](#)
192. [Big Ball Maze Game using Arduino](#)
193. [Wise Clock 3 – Arduino-based geeky alarm clock](#)
194. [DIY Skee Ball Machine](#)

195. [Arduino Breadboard Shield](#)
196. [Bear With Me](#)
197. [Twitter Mention Mood Light using Arduino](#)
198. [4x4x4 LED Cube \(Arduino Uno\)](#)
199. [Katrina And Maya](#)
200. [Wireless nunchuk controlled animatronic doll using Arduino](#)
201. [Low cost Ethernet shield with ENC28J60 using Arduino](#)
202. [LED Show using Arduino Esplora](#)
203. [A Self-Contained Data Logging Anemometer](#)
204. [Super Secret Lock Box w/ Capacitive Touch](#)
205. [Arduino powered GLCD \(Graphic LCD\)](#)
206. [Irrigation logic controller/project log using Arduino](#)
207. [ARDUINO WIRELESS HOME SECURITY SYSTEM](#)
208. [An Arduino RSS Feed Display](#)
209. [Intelligent Solar Garden Light using an Arduino- Part 1](#)
210. [Self Balancing Unicycle](#)
211. [Arduino led pendulum](#)
212. [Programming Arduino in C++11 – ROM dumping](#)
213. [Robotic Spider V8](#)
214. [Sky on the Wall \(Mood Lighting-IR remote\)](#)
215. [iAndroidRemote – Control Android mobile using an Apple Remote](#)
216. [DIY- G-force measurement system](#)
217. [PEZ Robo Dispenser Using Arduino](#)
218. [LCD Temperature Shield Assembly Instructions](#)
219. [Serial Servo Controller with Arduino](#)
220. [Arduino Button Activated Treat Dispenser](#)
221. [Autonomous Control of RC Car Using Arduino](#)

222. [Wi-Fi Body Scale with Arduino Board](#)
223. [Arduino camera Lens Controller](#)
224. [Athena: The Global Car Tracking System\(3D Images\)](#)
225. [USB Mouse Made Out Of A Wii Nunchuck](#)
226. [Arduino String Addition Operator Code](#)
227. [Turn your Arduino into the best gift of all](#)
228. [Arduino String Appending Operators Code](#)
229. [DIY Robotic Hand Controlled by a Glove and Arduino](#)
230. [4x4x4 RGB LED Cube using Arduino](#)
231. [Standalone Arduino chip on breadboard](#)
232. [Theremin with Zapper,laser,Arduino](#)
233. [Arduino-plex 2.0: Modular Plexiglas Arduino Work Surface](#)
234. [Arduino Esplora Joystick Mouse](#)
235. [DIY Motion Sensor Alarm System](#)
236. [Auto reset stuff with Arduino](#)
237. [Super Amazing Button using Arduino](#)
238. [Chat Server using Arduino](#)
239. [Laser-guided Ghost Climber using an Arduino](#)
240. [Measuring Battery Capacity With an Arduino](#)
241. [Android-Controlled Pneumatic Cannon Powered By Arduino](#)
242. [Rabbit Ears on a Cap using Arduino](#)
243. [Turn your Arduino Uno into an USB-HID-Mididevice](#)
244. [Visual Computer Stress Meter using an Arduino](#)
245. [Arduino Powered Binary Clock](#)
246. [Virtual USB Keyboard Using Arduino](#)
247. [How to use an array with Arduino](#)
248. [Arduino - Control LEDs with a Remote Control](#)

249. [Pi...In A Single Digit using an Arduino](#)
250. [Arduino Air Cap-Sense Piano](#)
251. [Open Source Server Room Monitor using Arduino](#)
252. [Arduino Watch Build Instructions](#)
253. [Twitter Physical Client](#)
254. [Traffic Lights Beginner Arduino Project](#)
255. [Arduino Throttle Body Synchronization Shield](#)
256. [Portable Haptics System Hardware](#)
257. [Temperature-Sensitive Infinity Mirro](#)
258. [uDuino: Very Low Cost Arduino Compatible Development Board](#)
259. [Arduino Binary Clock \(hours, minutes and seconds\)](#)
260. [LOG Arduino Sketches 101](#)
261. [Arduino MIDI Volume Pedal](#)
262. [Color Changing Night Light with ATtiny using Arduino](#)
263. [Making the Good Night Lamp using Arduino](#)
264. [How to control arduino board using an android phone and a bluetooth module](#)
265. [iTime clock in a Mac Mini box using Arduino](#)
266. [Stripboard Arduino shield for programming ATtiny45 and ATtiny85](#)
267. [Arduino compatible Luna Mod Looper](#)
268. [Using the Sparkfun Motor Driver 1A Dual TB6612FNG using Arduino](#)
269. [How to use a while loop to calibrate the value of an analog sensor using Arduino](#)
270. [Arduino Phone Book](#)
271. [Arduino Scouting Robot](#)
272. [WAVEbuoy using Arduino](#)
273. [Arduino True Random Number Generator](#)
274. [The morse code generator by a PS\2 keyboard using Arduino](#)

275. [Perfduino: Build Your Own Arduino Microcontroller](#)
276. [Arduino RPM Counter / Tachometer Code](#)
277. [Time Lapse Digital Camera using Arduino](#)
278. [Roll-A-Way Rover using an Arduino](#)
279. [Arduino Controlled Solar Fountain](#)
280. [Build a Complete AVR System and Play Mastermind using Arduino](#)
281. [The Arduino Noise Machine](#)
282. [Build Your Own BARBOT using Arduino](#)
283. [Zigbee Wireless Relay Control and Power Monitoring System](#)
284. [Electric Turtle Robot](#)
285. [Temperature Control For Kitchen Appliances using Arduino](#)
286. [Accelerometer Table using Arduino Esplora](#)
287. [ATTiny powered Arduino Projects](#)
288. [Arduino Projects on a breadboard \(no serial com\)](#)
289. [Arduino Based Auto Timer](#)
290. [Polar Plotter on Arduino and MakerBeams](#)
291. [Arduino traffic lights](#)
292. [Interface a rotary phone dial to an Arduino](#)
293. [LED Cube Spectrum Analyzer](#)
294. [DIY Arduino or The DIY-Duino](#)
295. [The Jack'O Lantern Early Warning System using Arduino](#)
296. [Displaying Twitter feed without a PC! using Arduino](#)
297. [Arduino Battery](#)
298. [Frameless Laser Harp](#)
299. [DIY Arduino Board Water Meter](#)
300. [Make your own 1×1 22 IO pin Arduinio Compatible](#)
301. [Arduino-based master clock for schools](#)

302. [SensoDuino: Turn Your Android Phone into a Wireless Sensors Hub for Arduino](#)
303. [Traffic Signal Wiring with Arduino Controller](#)
304. [Build a transistor circuit board for controlling Air Conditioner remote control with Arduino](#)
305. [Bouncing Multicolored LED line](#)
306. [Binguino: An Arduino-based Bingo Number Generator](#)
307. [RGB lamp with Custom Moodlamp Library using Arduino](#)
308. [Create an internet controlled robot using Livebots](#)
309. [Matrix sound machine: Generative music with a particle system using Arduino](#)
310. [CatGenie: A smart, resettable SaniSolution cartridge](#)
311. [DIY Infrared Sensor Module using Arduino](#)
312. [Personalised Word Clock using Arduino](#)
313. [LED Show 2 using Arduino Esplora](#)
314. [Rave Rover – Mobile Dance Stage](#)
315. [Uno The Arduino Robot](#)
316. [Musical Table using Arduino](#)
317. [Designing and building an synthesizer with Meebly and Arduino, added videos!](#)
318. [DIY GPS Tracked Bike Lock using Arduino](#)
319. [LED Dot Matrix Display using an Arduino](#)
320. [Physical Pixel using Arduino](#)
321. [Visual Network Threat Level Indicator v2 using Arduino](#)
322. [Arduino Quadruped Robot Stalker](#)
323. [Android talks to Arduino](#)
324. [Building the YaNis EOS Controller using Arduino](#)
325. [Making the TFF: a dress that gets excited when tweeted](#)

326. [Buggy Wheelchair Robot using an Arduino](#)
327. [Beat Sync using an Arduino](#)
328. [SoundBox](#)
329. [Fluid In.Flux_3D Wax Printing In Water](#)
330. [Experimenters Guide for Arduino as Performed at OIT](#)
331. [The Self-Balancing Robot using Arduino](#)
332. [Walleye using Arduino](#)
333. [Arduino Modules – Flame Sensor](#)
334. [Arduino Analog Inputs](#)
335. [Mystery Beeping Prank](#)
336. [Programming an ATtiny13A using Arduino & servo interpreter](#)
337. [Color changing display](#)
338. [3D Printed Digital Camera](#)
339. [Gas Cap using an Arduino board](#)
340. [Make a Musical Bench using Arduino](#)
341. [Breathalyzer using an Arduino](#)
342. [Drifter – Arduino controlled RC car](#)
343. [ARDUINO with XBEE- WIRELESS SETUP DEMO](#)
344. [FuzzBot](#)
345. [Using switch to control Piezo speaker with Arduino](#)
346. [The Clamshell Stompbox](#)
347. [Connect 4 Binary Clock using an Arduino](#)
348. [Arduino String Character Functions Code](#)
349. [Controlling Cubase with Arduino based MIDI](#)
350. [Arduino Skateboard Speedometer](#)
351. [Arduino Powered Mushroom Environment Control](#)
352. [Psychic Fortune Teller – An automaton that reads the mind of Twitter](#)

353. [4x4x4 LED-cube based Arduino and Flower protoboard](#)
354. [Tankbot - Internet Controlled Tank Robot using Arduino](#)
355. [Wex, the One Eyed Watcher using an Arduino](#)
356. [Programmable Temperature Controller + Hot Plate](#)
357. [Custom Arduino Shield and Sensors](#)
358. [Simple keyboard using the tone\(\) function using Arduino](#)
359. [ATtiny programming with Arduino](#)
360. [Diorama, Bat in the cave using Arduino](#)
361. [Talking Pumpkin](#)
362. [Create Interactive Electronic Instruments with MaxMSP](#)
363. [Magic Light Capacitance Sensor using an Arduino](#)
364. [Arduino String Comparison Operators Code](#)
365. [Blink Without Delay using Arduino](#)
366. [Localizer with SIM908 module using Arduino](#)
367. [LCD Shifter for Arduino](#)
368. [Prototyping shield for Arduino Mega](#)
369. [Mailbox Phone Alert](#)
370. [Arduino Calculator](#)
371. [Home Made Bezel / Window for LCD, LED, TFT Displays.](#)
372. [Arduino Stopwatch Code](#)
373. [Thermal Camera](#)
374. [Yet Another Arduino 110v Power Controller](#)
375. [Arduino Mega-ISP Shield](#)
376. [The Tetris Pumpkin using an Arduino](#)
377. [Animatronic Stargate helmet using Arduino](#)
378. [iPod Information Screen Rev. 2](#)
379. [R/C LEGO® "The Bull" Buggy](#)

380. [The LED Blinky ball using Arduino](#)
381. [The machine of answers](#)
382. [Geiger Counter with Touch Interface!](#)
383. [Autonomous Race Car using Arduino](#)
384. [Lightning Shutter Trigger for a Camera using Arduino](#)
385. [How to Build an Arduino Voice Controlled TV Remote](#)
386. [Police Lights using an Arduino](#)
387. [Garduino-Automated Gardening System using Arduino](#)
388. [Arduino R/C Lawnmower](#)
389. [Make your plant smile using Arduino](#)
390. [Audio VU Meter using Arduino](#)
391. [Laser Cut Sphere-O-Bot using Arduino](#)
392. [Webster: A Geometric Pattern Weaving Machine](#)
393. [Froggy World 5 The Coffee Gripper](#)
394. [Blinky Fish using an Arduino](#)
395. [Motion Controlled Ultrasonic Lamp using Arduino](#)
396. [Twitter Mood Light using an Arduino](#)
397. [Wireless Altoids Display using an Arduino](#)
398. [Servo Feedback Hack \(free\)](#)
399. [Beach Buddy: 3-in-1 Solar Phone Charger, Boombox, and Sunburn Timer Calculator](#)
400. [USB Freeform using an Arduino](#)
401. [Analog VU meter and Clock using Arduino](#)
402. [Tears of Rainbow using an Arduino](#)
403. [Microcontrolled Farm Equipment](#)
404. [Assembling the 8×8 LED Board Kit](#)
405. [A compact, Arduino altimeter for RC Planes](#)

406. [Water Flow Gauge using Arduino](#)
407. [BLU-BOARD, control your home with blue tooth!](#)
408. [Polydexter: Arduino Robotic Translation Arm](#)
409. [Animatronic Green-Winged Macaw Papercraft](#)
410. [Analog In, Out Serial using Arduino](#)
411. [3-dimensional Star Cluster using an Arduino](#)
412. [Controlling a clock with an Arduino](#)
413. [Online Thermometer using Arduino](#)
414. [Water Tank Depth Sensor using Arduino](#)
415. [Displaying Images on 4D OLEDS using Arduino](#)
416. [L.O.G. sous vide](#)
417. [Virtual Color Mixer using Arduino](#)
418. [Barcode Reading using Roborealm Output on Arduino LCD](#)
419. [DIY AM Radio with Arduino](#)
420. [Auto Leveling Laser Cross using Arduino](#)
421. [Arduino: an easier way to work with seven segment displays](#)
422. [Audio Input to Arduino](#)
423. [DIY Parking Sensor using Arduino](#)
424. [ArduinoISP Bootloader/Programmer Combination Shield](#)
425. [How to Make a Tactile Feedback Compass Belt](#)
426. [Arduino Controlled Lighthouse](#)
427. [Ultrasonic Combination Switch using an Arduino](#)
428. [Track-and-explode wolf collar...](#)
429. [Arduino lets you play Atari 2600 and ZX Spectrum using a NES controller](#)
430. [Power Quality Meter using Arduino](#)
431. [Super Brite LED Sneakers 1.0 using an Arduino](#)
432. [Reddit Controller, USB Upvote/Downvote button](#)

433. [Freeform Arduino](#)
434. [Touch Control Panel using Arduino](#)
435. [Make an Arduino timer](#)
436. [Arduino Controlled Can Crusher With LCD Readout](#)
437. [Laser cut gear clock with ChronoDot using Arduino](#)
438. [Blinky Lights using Arduino and LumiGeek](#)
439. [The Motivational Moody Workout T-Shirt using an Arduino](#)
440. [Dr Blinkenlights... \(or how I learned to afford the BlinkM\)](#)
441. [Pimp My Zoomobil using Arduino](#)
442. [Twitter Controlled Pet Feeder using an Arduino](#)
443. [MIDI Note Player using Arduino](#)
444. [How to Control a Ton of RGB LEDs with Arduino & TLC5940](#)
445. [Arduino MIDI-in shield](#)
446. [Building a semi Smart, DIY boat with Arduino and some other sensors](#)
447. [Build Your Own Arduino](#)
448. [Game maker Rover using an Arduino](#)
449. [L293 Motor Driver and H-Bridges](#)
450. [Arduino String Case Change Functions Code](#)
451. [Control Arduino Wirelessly with MATLAB](#)
452. [MOTOR SWITCH LED](#)
453. [DIY 3D Controller using an Arduino](#)
454. [Second degree equation solver with Arduino](#)
455. [Arduino Esplora Temperature Sensor](#)
456. [Arduino Seismic Activity Monitor – Ethernet Shield](#)
457. [Better LED as light sensor](#)
458. [Arduino – Theremin with 7 Segment LED Display](#)
459. [Homemade Infrared Rangefinder \(Similar to Sharp GP2D120\) using Arduino](#)

460. [An Arduino Powered \(Scale\) Speed Trap](#)
461. [Using FM RC Controllers using an Arduino](#)
462. [Internet Devices for Home Automation](#)
463. [Gas detector / indicator \(USB powered\) with arduino](#)
464. [Simple Remote Data Plotting using Android / Arduino / pfodApp](#)
465. [Just Veggin with an Arduino Beetbox](#)
466. [Arduino Pedometer](#)
467. [Sweep](#)
468. [Bubble Alarm Clock Makes Waking Up Fun using Arduino](#)
469. [Arduino multi-mode lamp with soft touch switch](#)
470. [Retablillo de las Maravillas v1.0](#)
471. [DMX Ardweeny Node using Arduino](#)
472. [Glowing Color-Changing Guitar](#)
473. [Piano Stairs with Arduino and Raspberry Pi](#)
474. [Spinning Tardis with blinking LED \(Powered by littleBits\) using Arduino](#)
475. [Rock Paper Scissors Spock Lizard using Arduino](#)
476. [Teclado MIDI Super Simple – Super Simple MIDI Keyboard](#)
477. [Scratching with Arduino](#)
478. [Mint Tin Hero using Arduino](#)
479. [RGB LED with Arduino 101](#)
480. [Tiny Altoid Tin Robot With Personality](#)
481. [Arduino Cat Detector SD Card Logger](#)
482. [Adafruit Arduino Motor Shield Build](#)
483. [Augmented Water using arduino](#)
484. [Arduino Weather Station Part3, Rain](#)
485. [Make a 24X6 LED matrix using an Arduino](#)
486. [Laser Triggered Countdown](#)

487. [Another Arduino Traffic light](#)
488. [SPI Interfaces using Arduino](#)
489. [SOLAR POWERED ARDUINO WEATHER STATION](#)
490. [Arduino powered hangman giftbox/lockbox](#)
491. [Digital/Analog Clock – Arduino + PaperCraft](#)
492. [Make your own custom Arduino compatible](#)
493. [Arduino Motors and Transistors](#)
494. [4 Servo drive CellBot which can be remotely controlled using Arduino](#)
495. [A Facebook-Connected, Arduino-Powered Music Party](#)
496. [Digispark DIY: The smallest USB Arduino](#)
497. [A Gentle Introduction to Arduino for Scratch Users](#)
498. [Weather Station Receiver using Arduino](#)
499. [The Boss Box Bot](#)
500. [Build your own Arduino – Bare Bone System](#)
501. [Introduction to Packet Radio and Arduino Controlled LED Strips](#)
502. [Giant Leaf Planetarium](#)
503. [Step Sequencer Drum Machine](#)
504. [Virtual Etch A Sketch](#)
505. [DCF77 master clock MK2](#)
506. [Perfboard Hackduino Arduino-compatible circuit](#)
507. [ElectroFried electronic shock game using Arduino](#)
508. [LED Microcontroller Debug Module](#)
509. [Arduino Controlled RGB LED Dot Matrix Board](#)
510. [Arduino Sound Alarm](#)
511. [Worms in Space Board Game](#)
512. [USB Game Pad With Tilt-accelerometer Mouse using an Arduino](#)
513. [D-Led Shield v1.0 \(for monitoring\)](#)

514. [Add a real-time clock to the Freetronics TwentyTen using Arduino](#)
515. [RGB LED Skate Light](#)
516. [Program an ATtiny with Arduino](#)
517. [Hidden light control using Arduino](#)
518. [Google Docs and the Arduino Yún](#)
519. [How To Interface a CDV 700 Geiger Counter to a PC Using an Arduino Video instructions](#)
520. [LDR Robot using an Arduino](#)
521. [Using Servo Motors with Arduino](#)
522. [Mini Billboard using Arduino](#)
523. [Randomized Arduino Drum Machine](#)
524. [Volcom RGB Desktop Light Box](#)
525. [SuperScope: Circuit Simulation through Arduino-Processing Interface](#)
526. [Nocturnal Emissions: My Arduino Powered Internet Enabled Dream Generator](#)
527. [Accelerometer Dice with 123D Circuits](#)
528. [Tweeting Cat Door using an Arduino](#)
529. [One Touch Wardrobe using an Arduino](#)
530. [Connecting an IR Sensor](#)
531. [Weather Monitor](#)
532. [Make your own programmable thermostat for \\$66 with Arduino](#)
533. [The Pill Reminder using Arduino](#)
534. [Temperature Displayed on 4 Digit 7 segment using Arduino](#)
535. [Arduino Mobile Processing](#)
536. [Digital I/O with Arduino Boards](#)
537. [A laundry alarm for the hearing impaired and everyone else using Arduino](#)
538. [Rainbow Word Clock using Arduino](#)
539. [How to make a robotic dart shooting sentry](#)

540. [ST7565 LCDs: Graphical LCDs](#)
541. [AAA Robot \(Autonomous Analog Arduino\)](#)
542. [Save data of temperature and humidity on MySQL with Arduino Uno and Wifly](#)
543. [Play a Melody using the tone\(\) function with Arduino](#)
544. [Drive a webpage in real-time using Arduino, SensorMonkey and Processing.js](#)
545. [Backpack Anti-Theft Alarm using Arduino](#)
546. [Multiplexing 7 Segment displays with Arduino and Shift Registers](#)
547. [Proximity Sensing Origami Flower using Arduino](#)
548. [DIY Telepresence Documentation](#)
549. [Reviving a dead arduino](#)
550. [How to make and use the arduino as an Isp for an ATtiny85](#)
551. [Robot arm from a desk lamp \(IKEA Tertial hack\)](#)
552. [Beginner Programming of Arduino](#)
553. [Over the Counter Kitchen Radio using Arduino](#)
554. [Arduino The 5\\$ Karduinoss pad](#)
555. [Arduino Serial Communication Code](#)
556. [A World of Possibilities with Java ME + Bluetooth + Arduino](#)
557. [Darkness Map Data Collection Device](#)
558. [iPod Information Screen using Arduino](#)
559. [BARC Jeep – An XBOX Controlled Power Wheels](#)
560. [7-Key Slider/Wheel Tutorial with Synthesizer](#)
561. [Fab Lab Barcelona SuperNode](#)
562. [Arduino ADK LED Lighting](#)
563. [Arduino punk console](#)
564. [Fairly Simple Simon – the evolution of an Arduino game](#)
565. [Bluetooth Weather Lamp](#)
566. [Kickstarter Backer Alert with Stats Scroller, using Arduino Yun](#)

567. [More Humane Moisture sensor](#)
568. [Vacuum form an Arduino](#)
569. [DC motors Relays](#)
570. [Low Cost LED Grid](#)
571. [Rainbowduino Sign using Arduino](#)
572. [Kaleidduino: A Battery Powered Arduino LED Kaleidoscope](#)
573. [Access control with Arduino plus Keypad 4×4 plus Servo](#)
574. [A Study in Non-Standard Distributed Computer Architecture using Arduino](#)
575. [Model Airplane Autopilot using Arduino](#)
576. [Turn your Arduino into a Magnetic Card Reader](#)
577. [Interactive Logo using an Arduino](#)
578. [Salvaging Liquid Crystal Displays \(LCDs\)](#)
579. [Light and Water Reactive Raincoat](#)
580. [The CoaTracker](#)
581. [Wally – IR Detection Robot using Arduino](#)
582. [The Wondrous Weather Cube](#)
583. [Redefining the TV Remote using Arduino](#)
584. [Arduino Traffic Light Controller with Remote Control](#)
585. [Voice Activated LED Lighting with Arduino](#)
586. [Electronic Dartboard or How I Learned to Stop Worrying and Love ECE 476](#)
587. [Arduino & Visual Basic 6 Light Controller](#)
588. [Stereo Audio with an Arduino](#)
589. [Android talks to Arduino board](#)
590. [LINUSBot – Line Follower Robot using Arduino](#)
591. [Finalized Prototype](#)
592. [Cheap lcd screen for the Arduino](#)
593. [Keyfob Deadbolt using an Arduino Board](#)

594. [Arduino-controlled RGB LED Infinity Mirror](#)
595. [Marble Disorder – a marble maze simulator with tilt switches using Arduino](#)
596. [Simple 18dof Hexapod, Arduino nano \(optionally with pololu maestro\)](#)
597. [Push-button using an Arduino](#)
598. [ArduinoPhone](#)
599. [Hack a voice changer to add an Arduino input](#)
600. [Scintillino – an Arduino-based quick&dirty scintillation counter](#)
601. [The Knock Box: Build a Knock-Sensitive Power Strip](#)
602. [Very Simple Arduino Electric Lock](#)
603. [Arduino Switch Statement used with sensor input](#)
604. [Arduino Personal Soundtrack Hoodie](#)
605. [Lego Spybotics with Arduino](#)
606. [How To Smell Pollutants using an Arduino](#)
607. [Arduino Programmable Constant Current Power Resistance Dummy Load](#)
608. [Happy Androids with Arduino Video instructions](#)
609. [CustomKeys using an Arduino](#)
610. [Make a High-Altitude Balloon Tracker \(Arduino\)](#)
611. [Proximity sensing mouse wheel scroller using Arduino](#)
612. [Sous-vide Arduino Shield](#)
613. [Making sound \(noise\) machines using Arduino](#)
614. [Smart Heart Monitor](#)
615. [Arduino Orb Build Warden](#)
616. [Power your Arduino with a Hand-Cranked Battery](#)
617. [DIY Arduino Unit Converter: How to use LCD](#)
618. [ATtiny programmer using Arduino ISP](#)
619. [Waveform Generator using an Arduino](#)
620. [Adafruit Flora NeoPixel LED Ring Headphone mod](#)

621. [Stripboard Arduino](#)
622. [Arduino-based line follower robot using Pololu QTR-8RC line sensor](#)
623. [Rainbow Jar – RGB Pixel Strip Controlled via Arduino](#)
624. [Arduino Chessclock](#)
625. [Uber Home Automation w/ Arduino & Pi](#)
626. [Assembling the ZIFduino USB 1.2](#)
627. [Custom Large Font For 16×2 LCDs using Arduino](#)
628. [Using Servos with Arduino made easy !](#)
629. [Line Following Robot using arduino](#)
630. [Make an Arduino LCD shield](#)
631. [Simple Relay Shield for Arduino](#)
632. [Blinky the one-eyed clock using Arduino](#)
633. [Build a fully featured Arduino Thermostat](#)
634. [LittleGoal: World Cup Match Notifier using Arduino](#)
635. [Analog Input using Arduino](#)
636. [Window Painting Robot \(arduino, processing, accelerometer\)](#)
637. [Arduino controlled Rotary Stewart Platform](#)
638. [Smart Thermal + Arduino](#)
639. [Security / Automation Sensors using Arduino](#)
640. [Web-controlled Twittering Roomba using an Arduino](#)
641. [Arduino and Xbee wireless setup](#)
642. [Arduino Esplora Remote](#)
643. [Android & Arduino Controlled Projector Screen](#)
644. [Monkey Automatons!](#)
645. [Gut Check a Tweeting and Facebooking Fridge using Arduino](#)
646. [\\$1.50 Arduino TV Annoyer](#)
647. [Arduino Clock using Standard Clock Display](#)

648. [The Arduino AA Undershield](#)
649. [RGB LED Tutorial \(using an Arduino\) \(RGLB\) using arduino](#)
650. [MenZ-DECK](#)
651. [BUILD YOUR OWN LASER HARP using Arduino](#)
652. [FabECG: a simple electrocardiogram board](#)
653. [Digital Read Serial using Arduino](#)
654. [Sound Localization using Arduino](#)
655. [PCB on a Box using Arduino Board](#)
656. [LED Binary Clock using an Arduino](#)
657. [Ground Tracking LED Longboard Mod](#)
658. [Brute force attack a BIOS with Arduino](#)
659. [Interfacing a Digital Micrometer to a Microcontroller](#)
660. [How to make a multi-layered acrylic and LED sculpture with variable lighting levels using Arduino](#)
661. [Robotic Talking Turret using Arduino](#)
662. [Audio Input using an Arduino Board](#)
663. [DIY Binary Clock with Arduino](#)
664. [Hack the Nabaztag using Arduino](#)
665. [RGB LED Rainbow Fader using an Arduino](#)
666. [Serial Call and Response with ASCII-encoded output using Arduino](#)
667. [Audio Output using an Arduino](#)
668. [Arduino Wii nunchuck and Wii motion plus with updated code for IDE 1.0.2 and LEDs](#)
669. [Make an Atom Synchronised Clock from a 1950's Slave Dial using Arduino](#)
670. [The MicroSlice | A tiny Arduino laser cutter](#)
671. [Capacitive touch Mood light using Arduino](#)
672. [The Raspberry Pi - Arduino Connection](#)

673. [Arduino Touch Screen Room Control](#)
674. [Flicker up to 6 LEDs with Arduino](#)
675. [Real-time room temperature on your Website using Arduino](#)
676. [Timelapse Panning controller for GoPro Cameras](#)
677. [Make your own cellphone from scratch](#)
678. [Knight Rider Rides Again using an Arduino](#)
679. [Arduino decision box \(Attiny85\)](#)
680. [Control an iPod with the Arduino](#)
681. [Musical Exercise: Workout Shirt MP3 Player Powered by Exercise using Arduino](#)
682. [Phone Controlled Mood Lighting](#)
683. [Blink LED using Arduino](#)
684. [A Robotic lawn mower powered by Solar Energy with an Arduino heart](#)
685. [Arduino MP3 Player](#)
686. [Sonic Switch: Use a Sonic Screwdriver to turn on your computer!](#)
687. [The “all in one box” aquarium feeder using Arduino](#)
688. [Compact 3-in-1 Stripboard DIYduino with Integrated Sensor and L298N Motor Shield](#)
689. [Arduino LED Bar Graph Code](#)
690. [Energy-Saving Light using an Arduino](#)
691. [Arduino All-In-One Remote](#)
692. [Arduino – Simple Simon Says Game](#)
693. [Sleep Tracking using an Arduino](#)
694. [Multitouch Music Controller](#)
695. [Diy Xbox wireless controller adapter for Pc](#)
696. [Digital Book Cricket Game with ATtiny 85 using Arduino](#)
697. [Building an Breathalyzer with MQ-3 and Arduino](#)

698. [Guitar Tuner for the Blind \(using an Arduino\)](#)
699. [Aquarium Light V1](#)
700. [RGB's with Arduino and Processing](#)
701. [Arduino Time-Lapse Controller](#)
702. [Arduino RFID Lock](#)
703. [Button State Change Detection using Arduino](#)
704. [Arduino-Based Blue Box \(Phone Phreaking\)](#)
705. [TiltKey- Write by Tilting](#)
706. [Arduino Programming With Atmel Studio 6.0](#)
707. [Quiz Game Show Buzzer using Arduino](#)
708. [Arduino controls cheap RC car transmitter](#)
709. [Arduino Row-column Scanning to control an 8×8 LED Matrix Code](#)
710. [Pee to Check-In to Foursquare – Mark Your Territory using Arduino](#)
711. [Programming a ATtiny2313 with Aceduino](#)
712. [Xtreme Buzzwire-4-2 Arduino Jam project](#)
713. [2-Player Pong Game with Arduino Uno](#)
714. [Quasi real-time oscilloscope using Arduino](#)
715. [Box Scurity Package using Arduino](#)
716. [*duino Keg Temp Monitor, or the Quest for the Perfect Pint](#)
717. [Arduino + Temperature + Humidity](#)
718. [Basic Arduino Tutorials : 01 Blinking LED](#)
719. [Making Music with Makeblock](#)
720. [Automatic Camera Shutter Switch](#)
721. [Ariadne – a 1st person maze on a 16×2 LCD using Arduino](#)
722. [Programming the Arduino I/O pins](#)
723. [Arduino Esplora Accelerometer](#)
724. [Kid's Game to Arduino Enigma Machine](#)

725. [Arduino Controlled ATX Power Supply](#)
726. [My Arduino Binary Clock](#)
727. [Solar Powered LED/Ultracapacitor Arduino Regulated Light](#)
728. [Stepper Motors](#)
729. [Arduino Keyboard and Mouse Control Code](#)
730. [House Temperature Monitor using Arduino](#)
731. [LED Shoulder Pads](#)
732. [Transforming Chandelier](#)
733. [StopIt! LED Game \(powered by arduino\)](#)
734. [Arduino Solar Shield – A DIY solar source for your projects without waiting for PCBs](#)
735. [Arduino Quilting Machine](#)
736. [RC Car Anti-Crash System Using Arduino](#)
737. [Arduino Watch with Nokia 3110 screen](#)
738. [Build a network clock \(NCLK\) with Microduino-RTC](#)
739. [Slipper Shining with LED strip & Xadow](#)
740. [Arduino animatronics- make your awesome costumes more awesome](#)
741. [Pololu Dual MC33926 Motor Driver Shield for Arduino](#)
742. [ANDROID+ARDUINOADK+RGB led](#)
743. [Arduino Electromagnetic Field Detector](#)
744. [3D AIR mouse | Arduino + Processing](#)
745. [Turing Alarm for Arduino](#)
746. [Arduino Processing Audio Spectrum Analyzer](#)
747. [Debounce an input using Arduino](#)
748. [Rainbow Mega Pong Clock using Arduino](#)
749. [Frankenstein Laser Engraver](#)
750. [Calibrating sensor input using Arduino](#)

751. [Domotic arduino](#)
752. [RC MOOD LYTE](#)
753. [StrobeDuino – Computer-controlled RGB strobe/lamp](#)
754. [Internet Devices for Home Automation using Arduino](#)
755. [Hacking a Powerglove using Arduino](#)
756. [9 Volt battery adapter for Arduino](#)
757. [Open Source Hearing Impaired Alarm Clock using Arduino](#)
758. [Squirt – Arduino, motion activated water cannon](#)
759. [DIY Teagueduino](#)
760. [Using a Dot Matrix LED with an Arduino and Shift Register](#)
761. [Sending and Receiving String via UDP using Arduino](#)
762. [Arduino 2-axis servo solar tracker](#)
763. [LED Super Mario Piranha Plant using an Arduino](#)
764. [Remake the Mosquito Killer using Arduino](#)
765. [Convert a toy piano to work as a midi device and use it with Synthesia](#)
766. [Bass Master 3000 Carnival Game using arduino](#)
767. [The Creepy Doll using Arduino](#)
768. [Arduino Photocell Theremin Synth \(glitchamin\)](#)
769. [Twitter Enabled Text to Speech using an Arduino](#)
770. [LED Pattern Hat using an Arduino](#)
771. [My Ninth Project: Robot Arm with Joystick Shield using Arduino](#)
772. [How to control 8 leds using Arduino UNO](#)
773. [Pachube Client using Strings with Arduino](#)
774. [An amplifier for Arduino](#)
775. [Arduino powered 7seg led display with Port Manipulation](#)
776. [Soldering an SMT MOSFET Driver with a hotplate](#)
777. [Internet-Controlled RC Car using Arduino](#)

778. [Arduino Liquid Crystal Displays](#)
779. [Arduino-Pneumatic Flight Simulator](#)
780. [Arduino Controlled Motion Sensor](#)
781. [Tree Climbing Robot using Arduino](#)
782. [Representing audio through vibration with Arduino](#)
783. [Open a box with the flick of a switch!](#)
784. [Biometric Sensing Computer Mouse](#)
785. [Power Arduino with a cellphone](#)
786. [Analog Write with 12 LEDs on an Arduino Mega](#)
787. [Laser Shooting Game](#)
788. [64 pixel RGB LED Display – Another Arduino Clone](#)
789. [Starting with robotics \(Arduino\)](#)
790. [Using The PCF8575 i2c i/o Expander To Read Inputs With Arduino](#)
791. [HexiLogger, an Arduino based data logger](#)
792. [Radio link between two Arduino boards](#)
793. [Ethernet Switching – with Arduino](#)
794. [Come Home! Connecting Distant Spaces EASILY over Web using Arduino](#)
795. [Pan/Tilt Motion System for Control Education](#)
796. [How to access 5 buttons through 1 Arduino input](#)
797. [DIY 3D Laser Scanner Using Arduino](#)
798. [Wiring of the Solenoid Valves](#)
799. [Make Electronic Dice using Arduino](#)
800. [MaKey MaKey Shield for Arduino](#)
801. [Tiny Wearable LED kit – 12 PWM LEDs from a reprogrammable ATtiny85](#)
802. [Brain-Computer Interface](#)
803. [Persistence of Vision Wand using Arduino](#)
804. [S.A.M. Spring Aided Machining \(CNC with adhesive remover\)](#)

805. [Time-Lapse Camera Controller using Arduino](#)
806. [Clock Four – Scrolling text clock using Arduino](#)
807. [5X5 dot matrix on Arduino](#)
808. [Add Linux, WiFi, Ethernet and USB to Arduino](#)
809. [USA Flag made with diffused LED using Arduino](#)
810. [Electronic Music Box Powered by Arduino \(sort of\)](#)
811. [Arduino Electronic Dice using random numbers](#)
812. [Arduino PIR motion water gun](#)
813. [AC Dimmer Circuit](#)
814. [Controlling Hand Drill with Roboduino using Arduino](#)
815. [Learning Arduino basics the easy way – Part 01 “Blink” or “The Internet”](#)
816. [Arduino Esplora Microphone \(Sound Sensor\)](#)
817. [Teensy MIDI USB foot controller for controlling Mobius Looper using Arduino](#)
818. [TurtleDuino Object Avoidance Robot using Arduino](#)
819. [Android Accessories Made Easy With Arduino](#)
820. [My Arduino WordClock](#)
821. [Love Gauge](#)
822. [DIY Android Home Automation Box](#)
823. [Arduino Joystick Mouse Control Code](#)
824. [Charlieplexing LEDs with an Arduino](#)
825. [Bluetooth RGB Shelf Lighting using Arduino](#)
826. [Arduino PMW enabled high power shield or non-shield on the cheap](#)
827. [8x8 LED Matrix Animations using an Arduino](#)
828. [Quality of Life Meter](#)
829. [Create an Internet Connected Pill Dispenser](#)
830. [GSM GPS shield for Arduino Board](#)
831. [Robo-Mobile – A Homemade Bluetooth Robot using arduino](#)

832. [Arduino ISP – LOG](#)
833. [Arduino: Making a set of traffic lights](#)
834. [Infinity Mirror Clock using Arduino](#)
835. [Pixel Shipped Counter](#)
836. [Salvaging an LCD from a fax machine using an Arduino](#)
837. [MultiMovEDIA](#)
838. [ABC 123 Toddler Trainer using Arduino](#)
839. [Use foot switch to open Linux terminal using an Arduino](#)
840. [Arduino \(optic fibre\)](#)
841. [How To Make The Easiest Breadboard Arduino-Compatible Sanguino-Equivalent](#)
842. [Using an Arduino to Control an Infrared Helicopter](#)
843. [Light Suit](#)
844. [NESBot: Arduino Powered Robot beating Super Mario Bros for the NES](#)
845. [Total Recall- Arduino Simon Says on steroids](#)
846. [Using the Arduino Uno to program ATTINY84-20PU](#)
847. [Quick and Easy Arduino Nightlight](#)
848. [Connect several digital inputs to one analog input using Arduino](#)
849. [5x5x5 LED Cube – Orientation Independent 3D Display](#)
850. [How to make \(and connect\) a soft potentiometer](#)
851. [Wiring Harness for the LCD Panel](#)
852. [How to make fist pumping with LED animation using Arduino](#)
853. [Arduino SD Cards and Datalogging](#)
854. [Home automation system using Arduino and SIM900 GSM module](#)
855. [Control anything remotely with Infrared signals using Arduino](#)
856. [Interactive Stereoscopic Installations: visual rupture with the Diplopiascope](#)
857. [Kaosduino: Create your own kaosillitaor using Arduino](#)

858. [LED Watch using an Arduino](#)
859. [Arduino Interrupts and Debouncing](#)
860. [Beacon](#)
861. [ADXL3xx Accelerometer using an Arduino](#)
862. [Hookup an LCD to an Arduino](#)
863. [Arduino controlled Bluetooth-bot](#)
864. [Pet Curfew: An Arduino Controlled Pet Door](#)
865. [Compact Protoboard Arduino type thing yea](#)
866. [Arduino MIDI Foot Pedal Keyboard](#)
867. [Arduino Barometric Pressure Web Server](#)
868. [Version 2.0 Arduino Controlled Car Tracking System based on SMS](#)
869. [Analog Clock And Temperature sensor On An Oscilloscope using Arduino](#)
870. [Your Image on an Arduino! – TFT LCD Screen Guide](#)
871. [DIY Solar Tracker using Arduino](#)
872. [3 wires interface for LCD display using Arduino](#)
873. [PixelBrite](#)
874. [Quiz Game Controller using “Lights and Sounds Buzzers” and Arduino](#)
875. [TSA Zombie Scanner Security Wand](#)
876. [Automatic Multi-Photo Taker \(Photobooth Style\)](#)
877. [Wrap Beats – Capsense Arduino Instrument](#)
878. [Arduino Controlled Digital Window Sticker](#)
879. [Blind Maze Navigation using 2-DOF Haptic Joystick](#)
880. [BabyTrackr](#)
881. [Solar powered arduino on the back of a playing card](#)
882. [Mr. Indecision – a small felt version of yourself that turns its head and looks at you using Arduino](#)
883. [Arduino DDNS \(Dynamic DNS\) by Open-Electronics.org](#)

884. [Led Star with Arduino and WS2811 Neopixels](#)
885. [Getting your Nokia 5110 LCD up and running on an Arduino](#)
886. [DIY Arduino Nebulophone Synth](#)
887. [IR Remote Agent using Arduino](#)
888. [Arduino V-USB / HID 14 channel data logger](#)
889. [Homemade arduino printer](#)
890. [Modifying a Robot Arm using Arduino](#)
891. [The Point Shooter Cyborg Mouse](#)
892. [Singing plant. Make your plant sing with Arduino, touche and a gameduino](#)
893. [Simple 2-way motor control for the arduino](#)
894. [TankWars: A Physical Video Game using Arduino](#)
895. [Paper Electronics: Make Interactive, Musical Artwork with Conductive Ink using Arduino](#)
896. [A credit card sized Ethernet Arduino compatible controller board](#)
897. [Home Automation: Drapes using Arduino](#)
898. [Homemade Dual H-Bridge - L298 Breakout Board using Arduino](#)
899. [Interface Arduino to MySQL using Python](#)
900. [Telemetry with solar cell using an Arduino](#)
901. [Put a Cylon in it!](#)
902. [Memsic 2125 Accelerometer using Arduino](#)
903. [Sign Language Translator using Arduino](#)
904. [How I'm building my bi-copter with Android and Arduino](#)
905. [High Speed Outdoor Photography](#)
906. [Using the Parallax RFID Reader with an Arduino](#)
907. [Under \\$8 Arduino Serial Data Logger - Record to SD Card](#)
908. [Secret Knock Detecting Door Lock using Arduino](#)
909. [Big Spectrum Analyzer with Arduino](#)

910. [Arduino and 7 segment LED display decoder](#)
911. [Smart Homer Web-enabled TV remote using Arduino](#)
912. [Wu-Tang Can: Interactive Tipping](#)
913. [The Talking Breathalyzer using an Arduino](#)
914. [The KITT-duino, DIY Larson Scanner with an Arduino](#)
915. [How to control a Servo using Arduino](#)
916. [RC Paper Tank – Bring your 3D models to life](#)
917. [Arduino Wireless Animatronic Hand](#)
918. [Fading an LED off and on using Arduino](#)
919. [Bubble Wall | Interactive, Inflatable Panel](#)
920. [Arduino Esplora Light Calibrator](#)
921. [All in one Remote using Arduino](#)
922. [LEGO T-Intersection LED Traffic Light using Arduino](#)
923. [Making Robots Using Android and Arduino](#)
924. [RGB LED Color Selector](#)
925. [Arduino from Scratch Digital Thermometer](#)
926. [Arduino Project Board](#)
927. [DinoCalc Version 1.0](#)
928. [Arduino Ping Ultrasonic Range Finder Code](#)
929. [Robopod the Arduino Powered Robot](#)
930. [DIY Flex sensor using Sugru and graphite powder \(Resistencia flexible usando Sugru y polvo de grafito\)](#)
931. [Palm Arduino Board V3](#)
932. [Ultrasonic Range Finder with an ATtiny85 using an Arduino](#)
933. [Vehicle Telemetry Platform using Arduino](#)
934. [Arduino Combi-button Lock optional Android support](#)
935. [Sleep n' Tweet using an Arduino](#)

936. [Smartphone controlled Arduino tank using Annikken Andee](#)
937. [Cup Cooler using an Arduino](#)
938. [Spectrum Analyzer, Arduino project with FFT algorithm](#)
939. [Clock Three – A pillow clock using Arduino](#)
940. [An FM Stereo Broadcaster PLL using Arduino](#)
941. [Google Play Music Internet Radio \(Raspberry Pi and Arduino\)](#)
942. [Qtechknow Robot Obstacle Course using Arduino](#)
943. [‘Knock Back’ – A Knock Echoing Arduino](#)
944. [Single button combination lock using Arduino](#)
945. [How to make your own Arduino board](#)
946. [How to build an Arduino WiFi 4x4 with Android Controller](#)
947. [4X4X4 LED Cube w/ Arduino Un](#)
948. [Build an RFID time-clock system using Arduino](#)
949. [Joystick controlled Camera using Arduino](#)
950. [Automate Your Garage Opening Times](#)
951. [CHR’s 8X8X8 LED Cube – Revisited with improvements!](#)
952. [Arduino Fingerprint Lock](#)
953. [DIY 360 Degree SODAR Device](#)
954. [Arduino Wall Lamp](#)
955. [2 player Pong using Arduino](#)
956. [MultiMovEDIA – Description of my Project](#)
957. [Arudino- No Blinky](#)
958. [UnDecima Audio Output from Arduino](#)
959. [Paper Man: a machine created by Arduino and NFC](#)
960. [Analog Read Voltage using Arduino](#)
961. [Solar USB Charger 2.0](#)
962. [Beginners guide to building Arduino robots with Bluetooth and Android](#)

963. [Arduino Web Enabled RGB Lighting](#)
964. [Arduino SOS signal with 8ohms speaker and LED blinking](#)
965. [Arduino Backlit LCD shield](#)
966. [Arduino FM radio receiver shield](#)
967. [Arduino EMF Detector](#)
968. [Face detection and tracking with Arduino and OpenCV](#)
969. [Arduino desktop application on java in LAN](#)
970. [Arduino Laser Engraver](#)
971. [Arduino Target Practice](#)
972. [High Power RGB LED Moodlamp which syncs with Philips Hue](#)
973. [5x5 LED Cube using Arduino Uno](#)
974. [Make your own Custom Electronic Widgets, like my Arduino LED Day/Night Widget](#)
975. [Low resolution display done right](#)
976. [Analog audio panel for PC using Arduino](#)
977. [RC tank with a moving FPV camera using Arduino](#)
978. [Bird Feeder Monitor using Arduino](#)
979. [An animation inside a water drop by Physalia](#)
980. [Measure RPM – Optical Tachometer using Arduino](#)
981. [Aqua Garduino Mini @hydroFishAqua82](#)
982. [Autonomous Arduino Car](#)
983. [Arduino Temperature Sensor Code](#)
984. [Functional Lit Costume Goggles for Mr Freeze](#)
985. [How to Create an Arduino Compatible Bluetooth 4.0 Module](#)
986. [DIY Low Cost Arduino Mobile Development Platform](#)
987. [Homemade Arduino Friendly Pulse Sensor](#)
988. [Reading Digital Callipers with an Arduino](#)

989. [Motion Triggered Fog Machine using an Arduino](#)
990. [MaKey MaKey Monome using Arduino](#)
991. [Simple Ipod Controller using an Arduino](#)
992. [MultiSerial Mega using Arduino](#)
993. [Sleep n' Tweet](#)
994. [How to make an Arduino from scratch](#)
995. [Arduino Button Mouse Control Code](#)
996. [The LED Strip Jellyfish Costume with Arduino & LPD8806 Led Strips](#)
997. [The useless alarmed Coke can using Arduino](#)
998. [An FTIR Touchscreen Device](#)
999. [Web Client Repeating using Arduino](#)
1000. [Use your android phone sensors on the arduino](#)
1001. [Poduino Case](#)
1002. [Arduino Laser Security Shield](#)
1003. [Web Server using Arduino](#)
1004. [LED Matrix Bike Safety Backpack using arduino](#)
1005. [How to build an Arduino synth](#)
1006. [Universal clock suitable for visually impaired using Arduino](#)
1007. [Carduino- A simple Arduino robotics platform with its own library](#)
1008. [Easy Home Surveillance](#)
1009. [Simon Game](#)
1010. [Autonomous Autonavigation Robot using Arduino](#)
1011. [Ultraviolet nightlight, ingredients and setup](#)
1012. [LED Hat Display with Pong using an Arduino](#)
1013. [Bike Turn Signal & Brake Light Handlebars](#)
1014. [Build your own 4x4x4 RGB LED Cube using arduino](#)
1015. [Simple RFID access system using Arduino](#)

1016. [Sonar For The Blind using Arduino](#)
1017. [AIR Project using an Arduino](#)
1018. [Light Painters Palette aka Light Box](#)
1019. [Programming Arduino Wirelessly](#)
1020. [Arduino Robotic Arm](#)
1021. [Power \(Energy\) Meter using Arduino](#)
1022. [Maze Solving Robot](#)
1023. [Fun Sun-tracking Arduino](#)
1024. [Arduino Laser Show \(adapted from NothingLabs' Instructable\)](#)
1025. [Arduino Powered Autonomous Vehicle](#)
1026. [Fun Hackable Speaker Timer](#)
1027. [Arduino Power outlet with exposed pins](#)
1028. [Brushless Gimbal with Arduino](#)
1029. [Nokia LCD & Sensors using an Arduino](#)
1030. [Arduino home energy monitor shield](#)
1031. [Model Police Car using an Arduino](#)
1032. [James - Your first Arduino Robot](#)
1033. [Temperature Sensor for Shower using Arduino](#)
1034. [Troubleshoot your car battery with ATtiny](#)
1035. [Ultrasonic Tape Measure using Arduino](#)
1036. [Arduino Hello World Blink Code](#)
1037. [Pressure Activated Light-Up Umbrella using an Arduino](#)
1038. [Hack a TowerPro Micro Servo to Spin 360 / Continuous Rotation](#)
1039. [Mini invisible MIDI Harp](#)
1040. [How To Make A Board Game Using Arduino](#)
1041. [Knockdown Warning Indicator \(Redux\)](#)
1042. [Robot shield for Arduino Board](#)

1043. [Arduino Switch \(case\) Statement, used with serial input](#)
1044. [ArrDrownHo! – Easily convert AVR to Arduino](#)
1045. [Arduino Knight Rider Code](#)
1046. [Clock with Meggy Jr RGB using Arduino](#)
1047. [A arduino library for the MAX7221 and MAX7219](#)
1048. [Six wheeled All Terrain Vehicle \(6WD\) using Arduino](#)
1049. [UltraSonic Arduino Video instructions How To – Parking your car with an Arduino](#)
1050. [Arduino Audio DAC Options](#)
1051. [Bluetooth Controlled Message Droid using Arduino](#)
1052. [Flashlight tag using an Arduino board](#)
1053. [Steering Wheel Drive R/C Car with Arduino](#)
1054. [Bug-Catching Spider in Web using Arduino Part 2](#)
1055. [A Planar 2-DOF Haptic Device for Exploring Gravitational Fields](#)
1056. [Balancing Instructable Robot using arduino](#)
1057. [Self-Contained 7x7x7 LED Cube](#)
1058. [Catchin' time using Arduino](#)
1059. [Arduino Home automation](#)
1060. [The Arduino OctoSynth](#)
1061. [Cheap wireless transmission between two Arduinos with Infrared](#)
1062. [The Musical FootBall](#)
1063. [Home Automation \(or Robot Butler called Geoffrey\) – iPhone controlled, arduino based](#)
1064. [Clock Two – Single digit clock using Arduino](#)
1065. [Pan & Tilt Servo bracket controlled by Arduino](#)
1066. [AlarmingTweet](#)
1067. [Tweetsapien: Hack a Robosapien With Arduino to React to Tweets](#)

1068. [Control TV functions using Analog input and Arduino](#)
1069. [Wii Nunchuk Controlled Model Train using Arduino](#)
1070. [Arduino Based Automated Lighting Control](#)
1071. [Easy Arduino Audio Annoyatron](#)
1072. [Dual H-Bridge – Arduino L298 Breakout Board](#)
1073. [Arduino Powered Four Letter Word Generator](#)
1074. [How to Build a Robotic Hand with Haptic Feedback using Arduino](#)
1075. [Ardusumo: an Open Source Platform for Fighting Robots using Arduino](#)
1076. [Hercules: The Motion Controlled Android Robot using Arduino](#)
1077. [Arduino Wireless Programming with XBee Series 1 or 2](#)
1078. [The Word Clock Arduino version](#)
1079. [Arduino Control DC Motor via Bluetooth](#)
1080. [Best RGB LEDs for any project \(WS2812\)](#)
1081. [Colorful Countdown Clock for tight timeline management using Arduino](#)
1082. [AC Dimmer Circuit: 46](#)
1083. [Arduino Esplora Kart](#)
1084. [Arduino GSM shield](#)
1085. [Arduino-Radio Controlled Hydrogen Blimp](#)
1086. [Dimmer using an Arduino](#)
1087. [Twitter Poem Box](#)
1088. [How to control LED's with Processing and Arduino](#)
1089. [A watering controller that can be home networked using an Arduino](#)
1090. [Arduino 4 led madness](#)
1091. [Hexapoduino: tiny hexapod 3D printed, Arduino controlled](#)
1092. [Bitcoin Price Ticker \(almost\) from scratch using Arduino as ISP](#)
1093. [Arduino HC-SR04 How to use Ultra Sonic Sensor](#)
1094. [Holiday Dreidel Light Display for Roof using Arduino](#)

1095. [Cell phone text using an Arduino](#)
1096. [Keyless Entry / Arduino](#)
1097. [Clock with Tics \(presentation prototype\) using Arduino](#)
1098. [Make your own Enigma Replica](#)
1099. [Bicycle North Indicator using Arduino](#)
1100. [CatBot: Automated Cat Laser using an Arduino](#)
1101. [Larson Scanner with Relay Module using Arduino](#)
1102. [How to Make a PIP-Boy using an Arduino](#)
1103. [simpleTweet_01 python using Arduino](#)
1104. [Make your pet dishes tweet](#)
1105. [SMS controlled Wireless Irrigation System using an Arduino](#)
1106. [The 4x4x4 LED cube using an Arduino](#)
1107. [Arduino Guitar Tuner](#)
1108. [Flashing LED Top Tube Pad for your bike using Arduino](#)
1109. [Huge Arduino Animatronic LED Eyeball using arduino](#)
1110. [ZIF socket Arduino-compatible board](#)
1111. [Arduino Led Dice](#)
1112. [Arduino Tutorial: Capacitive Touch Sensors](#)
1113. [Arduino Thermal Camera](#)
1114. [How to build your very own Time Fountain using Arduino](#)
1115. [Hack an old iPod using an Android and an Arduino](#)
1116. [Python Meets the Arduino](#)
1117. [How To Control A Stepper Motor With An Arduino Uno](#)
1118. [SmartMesh - Arduino and Android Controlled Pneumatic Facade](#)
1119. [Arduino Joystick Breadboard with LCD Output](#)
1120. [Drive by wire go kart using Arduino](#)
1121. [Artoo \[R2\] \(ATtiny2313 Wall Avoiding Robot\)](#)

1122. [Arduino Fart-O-Meter](#)
1123. [Arduino from Evil Mad Scientist ATmega8 Target Board](#)
1124. [Serial Call and Response using Arduino](#)
1125. [Digispark RGB LED Fader](#)
1126. [Easy Bluetooth Enabled Door Lock With Arduino + Android](#)
1127. [How to: Use Arduino to Generate Glitchy Audio VGA Visuals](#)
1128. [Rubik's Cube Solver using arduino](#)
1129. [Bidirectional motor control](#)
1130. [4x4x4 interactive LED-cube with Arduino](#)
1131. [ZAPpelin, or how to train your blimp with an Arduino and IR remote](#)
1132. [To blink LED from mobile phone or iPod or another computer via WiFi](#)
1133. [Arduino USB](#)
1134. [Sensing Squeeze using Arduino](#)
1135. [Read ASCII String using Arduino](#)
1136. [Arduino RFID Card Reading](#)
1137. [Jeopardy Ring-in Buttons with Built-in Rules using Arduino](#)
1138. [Laser Tag Stuffed Animals](#)
1139. [Cat Repelling PIR motion sensor \(covert\) speaker box alarm using Arduino](#)
1140. [How to make a servo leg using Arduino](#)
1141. [How to build a whole home energy monitor using Arduino](#)
1142. [Arduino Esplora Blink Code](#)
1143. [Botanicals Clone using an Arduino](#)
1144. [Arduino stepper motor and servos shield](#)
1145. [Plugduino - Arduino based 120 Volt outlet controller](#)
1146. [Bike Speedometer using an Arduino](#)
1147. [Arduino LCD Twitter display](#)
1148. [Potentiometer or variable resistor control LED Code](#)

1149. [Aergia: Android controlled TV Remote\(with Speech Recognition\) using Arduino](#)
1150. [Strandbot – a solar & arduino powered R/C motorized Strandbeest](#)
1151. [Mini Arduino environment monitor ** UPDATE – Added RTC ***](#)
1152. [Classic Joystick to USB Adaptor using Arduino](#)
1153. [Arduino Binary Alarm Clock](#)
1154. [BUGBot – Light Follower Robot using Arduino](#)
1155. [Arduino stoplight web server](#)
1156. [Arduino I2C and Processing](#)
1157. [Making 1×10 LED Array with Random Patterns](#)
1158. [Mounting a Smapler v0002 step by step](#)
1159. [DIY navigation device for blind people using Arduino and Android smart phone](#)
1160. [Batgirl Birkin Bag](#)
1161. [Tracking Cat Eyes via Kinect using Arduino](#)
1162. [Make another Arduino LCD shield](#)
1163. [An Arduino Thermometer with Digital Display](#)
1164. [Super Simple Arduino Powered Roomba Scheduler](#)
1165. [LED Head Arduino TED](#)
1166. [Light-Up Disco Table using Arduino](#)
1167. [L.O.G. \\$10 Arduino](#)
1168. [Power off from an Arduino Sketch using the Pololu Power Switch](#)
1169. [Arduino-l3dgecomm – Integrating L3DGEWorld and Arduino](#)
1170. [Computers are Dumb](#)
1171. [Analog Fabric Joypad using an Arduino](#)
1172. [Arduino Digital Switch Code](#)
1173. [Arduino Solar Cell Tester](#)
1174. [How to hack EEG toys with arduino](#)
1175. [Arduino based Bi-color LED Matrix Audio Spectrum Visualizer](#)

1176. [Build a big crane game using Arduino](#)
1177. [Introduction: T.A.B.U. A Robot using Arduino](#)
1178. [Cheap Arduino Controlled Yogurt Maker](#)
1179. [Arduino Board Sound Alarm](#)
1180. [Visual Navigator Making it MOBILE using Arduino](#)
1181. [Arduino-powered LED Clock](#)
1182. [Laser Pointer Switch using arduino](#)
1183. [Connecting a 12V relay to Arduino](#)
1184. [High Speed Photography](#)
1185. [Star Jar Geiger counter triggered LED decoration using Arduino](#)
1186. [Speech-controlled Game Boy Advance using arduino](#)
1187. [Arduino Board Step Sequencer](#)
1188. [Arduino 7-Segment Thermometer](#)
1189. [How to set up a Public Window](#)
1190. [How to Make Musical Floppy Drives using an Arduino](#)
1191. [Head Mouse – Game controller or disability aid using Arduino](#)
1192. [The Dryer Messenger using Arduino](#)
1193. [Tyco RC Arduino Robot](#)
1194. [Arduino Weather Station Part2](#)
1195. [DIY Arduino FM Radio Shield](#)
1196. [R/C LEGO® Car Redux](#)
1197. [Arduino Candygrabber](#)
1198. [DIY Antique Phone Doorbell using Arduino](#)
1199. [Bootload an Arduino with a ZIF Socket](#)
1200. [Arduino Esplora Pong](#)
1201. [How to make a Ball Balancing Robot](#)
1202. [DIY Driving Simulator using an Arduino](#)

1203. [LED Cylinder using Arduino](#)
1204. [How to Make a Makeblock Music Robot with the Music Robot Kit \(NEW\)](#)
1205. [Talking Arduino Heart Rate Monitor](#)
1206. [Honey, I Shrunk The Arduino](#)
1207. [0 to 99 Light display](#)
1208. [Arduino Double Dice Jewelry Box w/ Secret Switch](#)
1209. [Dot Matrix Printer from a CD/DVD Reader with Arduino](#)
1210. [How to use a Piezo element to detect vibration using Arduino](#)
1211. [Dirt cheap Arduino LED light bar](#)
1212. [Lambda Calculus in a Can using Arduino](#)
1213. [Arduino String Instrument](#)
1214. [CARduino - Arduino-Powered, LabVIEW-Controlled Vehicle](#)
1215. [Stupid Simple Arduino LF RFID Tag Spoofer](#)
1216. [Arduino Hexapod Robot](#)
1217. [How to connect a servo to the Arduino](#)
1218. [Arduino DIY SD Card Logging Shield](#)
1219. [Modern RGB LED Clock using Arduino](#)
1220. [Word Clock in German using Arduino](#)
1221. [Multifunction Digital Thermometer using an Arduino](#)
1222. [5x5 rgb lpd6803-led matrix arduino controlled](#)
1223. [Arduino based Graph](#)
1224. [Monitor - Thinking Skins using Arduino](#)
1225. [Emotidora: Hats with Emotions using Arduino](#)
1226. [Soundgraffiti with arduino mega](#)
1227. [A cardboard televisor \(with arduino and LEDs\)](#)
1228. [BoB the BiPed](#)
1229. [Arduino-Square with Color LCD](#)

1230. [Cheap and Easy MP3 Shield for Arduino](#)
1231. [Arduino Timer Interrupts](#)
1232. [Analog Read Serial using Arduino](#)
1233. [Adding CV inputs to the Arduino granular synth](#)
1234. [Play Music using Arduino Esplora](#)
1235. [Self-balancing skateboard/segway project Arduino Shield](#)
1236. [Digital Zoetrope using Arduino](#)
1237. [Arduino Automatic Watering System For Plants Sprinkler](#)
1238. [Fun Shway Display using an Arduino](#)
1239. [Orange mePod](#)
1240. [Clock One – Digital plus Analog Clock An Arduino](#)
1241. [Motion Sensing Digital Camera & Alarm using Arduino](#)
1242. [DIY a Spelling Game with an Interactive Robot using Arduino](#)
1243. [LED Calculator with Rotary Quadrature Encoder for Target System Voltage Selection using Arduino](#)
1244. [Real-Time Arduino GPS Tracker with iPhone app](#)
1245. [How to use a 1602 16X2 LCD display with Arduino, TI Launchpad, and standalone MSP430 video instructions](#)
1246. [Arduino Peak Power Tracker Solar Charger](#)
1247. [MEGASHIELD KIT for Arduino MEGA 2560 R3 and Arduino DUE](#)
1248. [Stargate LED Lighted Necklace](#)
1249. [Simple Parking Sensor using Arduino](#)
1250. [Control your motors with L293D and Arduino](#)
1251. [Oscilloscope / Logic Analyzer using Arduino](#)
1252. [High Heel Massage using an Arduino](#)
1253. [Plantduino Greenhouse using an Arduino](#)
1254. [Control Keyboard & Mouse Android app via Arduino](#)

- 1255. [Urban Sensing Networks using Arduino](#)
- 1256. [DIY FPV RC Tank V2 \[2km RANGE upgrade!\] using Arduino](#)
- 1257. [Simple Basement Security System using Arduino](#)
- 1258. [Burning the Bootloader on ATmega328 using Arduino UNO as ISP](#)
- 1259. [Fifty Dollar Box Bot](#)
- 1260. [RGB / RFID Lamp](#)
- 1261. [Switch Statement used with serial input using Arduino](#)

This Post / Project can also be found using search terms:

- [list of arduino projects](#)
- [arduino project list](#)
- [Arduino Uno Project list](#)
- [arduino projects list](#)

UPDATES AND LATEST

[Google Search Engine for Arduino](#)

[Arduino Simulators](#)

[Arduino Project List in PDF](#)

[Arduino Resources Glossary](#)

[Arduino Boards Selector Tool](#)


FACEBOOK

ADVANCE SEARCH

Select Category:

Enter Search Terms:

LAST VISITED:




[Wise Clock 3 – Arduino-based geeky alarm clock](#)



Atmel AVR Microcontrollers - Automate the World

You like this.

You and 14,401 others like [Atmel AVR Microcontrollers - Automate the World](#).



Facebook social plugin

Search for...



Nocturnal Emissions:
My Arduino Powered
Internet Enabled
Dream Generator

.....



Arduino controlled
Bluetooth-bot